INO PART

2023 / 2024

1. Werkstück & Werkzeugspannung / *Workpiece & Tool Clamping* 5

Werkzeugspannung / *Workpiece Clamping* 6
Druckspannzangen / *Dead Length Collets* 7
Führungsbüchsen / *Guide Bushes* 9
Innenanschläge / Backstop for Collets 10
Spannhülsen / *Bar feed Collets* 11
Schiebehülse für CUCCHI / *Sliding Sleeves for CUCCHI* 23
Spannhülsenlagerungen / *Revolving Ends* 36
Werkzeugspannung / *Tool Clamping* 45
Spannzangen / *Collets* 46
Zubehör / *Accessories* 58
Muttern + Dichtscheiben / *Nuts + Sealing Disks* 59
Schlüssel / *Spanners* 63
Drehmomentschlüssel / *Torque Wrenches* 65

2. Halter für Schneidwerkzeuge / *Holders for Cutting Tools* 67

Zangenspannfutter / *Collet Holders* 68
ER-Zangenspannfutter / *ER-Collet Holders* 71
Spannzangenreduktion / *Collet Reduction* 98
ER-Doppelhalter / *ER-Double Holders* 101
Zangenspannfutter Divers / *Collet Holders Diverse* 106
Pendelhalter / *Reamer Holders* 110
Gewindeschneidfutter / *Tap Holders* 121
Doppel - Gewindeschneidfutter / Double Ended *Tap Holders* 135
Schneideisenhalter / *Die Holders* 138
Schneideisenkappen / *Button Die Holders* 142
Fräsdorne / *Milling Arbors* 148

3. Reduzierhülsen & Bohrstangenaufnahmen / *Reduction Sleeves & Boring Bar Sleeves* 151

Reduzierhülsen / *Reduction Sleeves* 152
Bohrstangenaufnahmen / *Boring Bar Sleeves* 163

4. Spindelzubehör / *Spindle Attachment* 174

Druckhülsen / *Collet Sleeves* 176
Überwurfmutter für Druckhülsen / *Cap Nuts for Collet Sleeves* 186
Druckfedern / *Pressure Springs* 194
Federn / *Springs* 195
Führungsbüchsen-Anzugsmuttern / *Guide Bush Nuts* 197
Spannfinger / *Toggles / Chuck Levers* 203

Inhalt / *Contents*

5. Wendeplattensysteme / *Insert Systems* 209

Wendeplattenhalter / *Insert Holders* 210
Höhenverstellbares System / *Height Adjustable System* 226
STAR: Wendeplattenhalter für Rückseitenbearbeiten / *STAR: Insert Holders for Backworking* 245
Rückseitenbearbeiten / *Backworking* 246
VHM - Bohrstangen / *Carbide Boring Bars* 260
Schaftfräser / *End Mills* 271
Schrauben für Wendeplattenhalter / *Screws for Insert Tools* 274

6. Räumen / Taumeln / *Broaching* 276

Innenräumen / Innentaumeln / *Internal Broaching* 277
Räumdorne / *Wobble Broaches* 281
Außenräumen / Außentaumeln / *External Broaching* 283
Ersatzteile für Räumhalter / *Spare Parts for Broaching Heads* 287

7. Sonstige Werkzeughalter / *Additional Tools* 288

Werkstoffanschläge / *Revolving Bar Stops* 289
Mitlaufende Spitzen / *Revolving Centers* 293
Kantentaster / *Center Finding Device* 298
Rändelhalter / *Knurl Holders* 300
Zentrierstahlhalter / *Centering Steel Holders* 307

8. Angetriebene Werkzeuge & Spezialhalter für STAR Maschines / *Live Tools & Special Holders for STAR Machines* 309

Angetriebene Werkzeuge / *Live Tools* 310
Bohrpinolenträger / *Boring Bar Holders* 326
Klemmbunde / *Clamping Flanges* 330
Aufbau-Stahlhalter / *Tool Holder Overhang* 332

9. Werkzeuge für SPINNER - TORNOS / *Tools for SPINNER - TORNOS* 333

Spinner 334
Tornos 338

1

Werkstück & Werkzeugspannung

Workpiece & Tool Clamping

Werkstückspannung
Workpiece Clamping

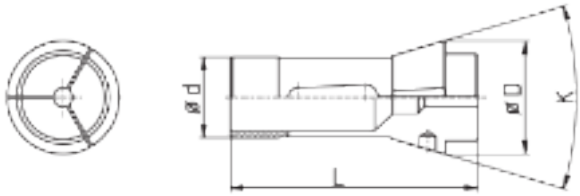

Artikel-Nr. *article-no.*	F-Nummer *F-type*	d	D	L	K	max Ø	max. 6-kt *max. hex*	max. 4-kt *max. square*
101E	F8 76-577	8	12	42	32°	6,35		
109E	F10 76-86	10	15,5	47,5	40°	8,0	7,0	5,5
116E	F13 76-357	13	19	63,5	32°	10,0	8,0	7,0
120E	F15 76-580	15	21	64	32°	13,0	11,0	9,0
1212E	F16 76-1076	16	21	64	32°	13,0	10,0	8,0
136E	F20 76-201	20	26	54	30°	16,0	14,0	10,0
138E	F20 76-87	20	28	67	32°	16,0	14,0	11,0
140E	F22 76-71	22	30	55	30°	18,0	15,0	10,0
145E	F25 76-64	25	35	77	32°	21,0	17,0	14,0
147E	F27 76-22	27	38	73	30°	23,0	20,0	16,0
148E	F28 76-93	28	38	70	30°	24,0	19,0	16,0
157E	F30 76-63	30	42	80	32°	26,0	22,0	18,0
1446E	F30 76-101	30	38	65	30°	26,0	22,0	17,0
161E	F32 76-221	32	45	75	30°	28,0	24,0	19,0
163E	F35 76-94	35	48	80	30°	30,0	27,0	20,0
1536E	F37 76-740	37	47	92	32°	32,0	27,0	22,0
164E	F38 76-72	38	49	108	30°	32,0	27,0	22,0
F40	F40	40	47	92	32°	36,0	30,0	25,0
171E	F42 76-99	42	55	94	30°	37,0	32,0	26,0
173E	F48 76-81	48	60	94	30°	42,0	38,0	30,0
185E	F66 76-359	66	84	110	30°	60,0	50,0	41,0

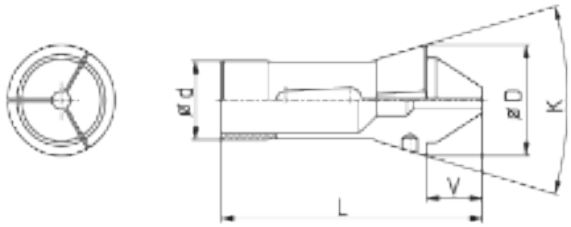

Artikel-Nr. *article-no.*	F-Nummer *F-type*	d	D	L	V	K	Ø
120E-VS	F15 76-2022	15	21	73	15	32°	1-12
1212E-VS	F16 76-2015	16	21	73	15	32°	1-13
136E-VS	F20 76-2016	20	26	64	15	30°	1-16
138E-VS	F20 76-2017	20	28	80	20	32°	1-16
145E-VS	F25 76-2018	25	35	87	20	32°	1-20
1446E-VS	F30 76-2019	30	38	79	20	30°	3-26
1536E-VS	F37 76-2020	37	47	102	20	32°	2-27
173E-VS	F48 76-2006	48	60	115	30	30°	2-26

Kaltvulkanisiert
(ohne Silikon)

Vulcanized
(without silicone)

Vorteile / *advantages*

- Exakte Abdichtung
- Verhindert Verschmutzung / Späne in der Bohrung
- Verhindert Rücklauf des Kühlschmierstoffs
- Ohne Silikon! Verwendbar für Medizintechnik!

- accurate sealing
- prevents dirt / chips in the bore
- prevents backward movement of coolant
- without silicone! Applicable for medical industry!

Notfall-Spannzangen

Emergency Collets

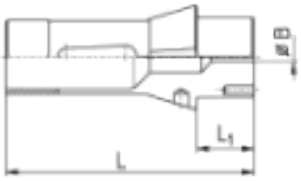

Anwendung *usage*	Artikel-Nr. *article-no.*	L	Vorbaulänge L1 *extended nose length*	B
- Spannzange kann auf beliebiges Anwendermaß selbst ausgedreht werden. - Stifte in den Bohrungen beim Ausdrehen bewirken bei der Anwendung eine passgenaue Spannung. *- The collet can be turned to every size which is required.* *- The pins in the front bores effect a accurate clamping while turning out to the required diameter.*	145E-Emergency		20	3
	1536E-Emergency		20 / 4-slot 20	3
	161E-Emergency		8	
	171E-Emergency		8	

Druckspannzangen mit Kunststoffeinsatz

Dead Length Collets with Polymere Insert

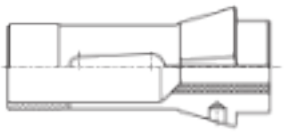

Spanndurchmesser ab 2,5 mm

clamping diameter from 2,5 mm

Vorteile - *advantages*

- Verhinderung von Druckstellen
- Abgreifen auf Gewinden möglich
- Abgreifen empfindlicher Oberflächen

- prevents pressure points on the parts
- pick up on threads possible
- pick up of sensitive surfaces

Verstellbare Führungsbüchsen
mit HM-Einsatz

Adjustable Guide Bushes
with Carbide Insert

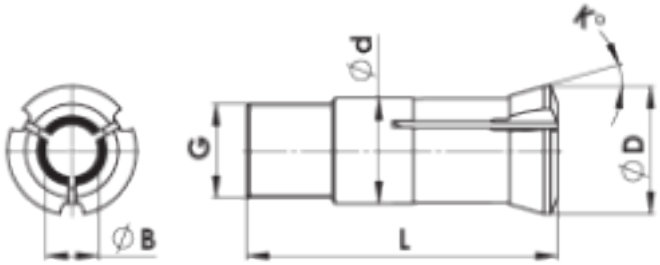

Artikel-Nr. *article-no.*	EURO codes	US code	d	D	G	L	K	B
I 351	T9-44 / 51.001 / J3	PD4	9	12,5	M8 x 0,75	44	16°	1,0 - 6,0
I 353	T16-59 / 8.001 / J6R	TD10	16	20,5	M14 x 1	59	16°	1,0 - 12,0
F853	T18-59-M16.1 / 166.001 / B212A		18	21,8	M16 x 1	59	30°	1,0 - 13,0
T221	T21-75.4 / 450.001 / B301	SNC15	21	24	M18 x 1	57,5	12°	3,0 - 15,0
F391	T22-68-M22.1 / 39.001 / J7AR	TD20R	22	29	M22 x 1	68	16°	3,0 - 18,0
F605	T24-61 / 61.002 / B238	0201	24	29,5	M24 x 1	61	30°	2,0 - 17,0
T223	T28-82-M25.1 / 22.001 / B261	TD25S	28	34	M25 x 1	82	16°	3,0 - 21,0
T223S	erw. Durchlass / *spindle expension*		28	34	M27 x 1	82	16°	21,0 - 23,0
I 357	T28-81 / 18.001 / B260	TD25	28	38	M25 x 1	81	30°	3,0 - 21,0
T227	T34-87.5 / 451.001 / B227	CD25	34	41	M34 x 1	87,5	10°	3,0 - 26,0
T229	T42-82-C16 / 28.001 / J9	TD32S	42	49	M40 x 1	82	16°	3,0 - 32,0
T229S	erw. Durchlass / *spindle expension*		42	49	M42 x 1	82	16°	30,0 - 36,0
T248	T48-82 / 464.001	STM38	48	54	M46 x 1	82	16°	2,0 - 38,0
F3001	T11-53-n10.075/3.001/74	TD7	11	14,5	M10 x 0,75	53	16°	1,0 - 7,0
F355	T32-71 /282.001/ 3214	TSD20	32	38,8	M32 x 1	71	30°	3,0 - 22,0
I 352	T11-53-M10.080		11	14,5	M10 x 0,8	53	16°	1,0 - 7,5
I 354	T22-68-M19,1 / 13,001 / J7A	TD20	22	29	M19 x 1	68	16°	2,0 - 16,0
TD26	T26-77 / 99,001	TD26	26	29	M25 x 1	77	16°	2,0 - 20,0

Auch erhältlich:

- **Zwischenmaße**
- **verlängerter HM-Einsatz (30mm / 40mm)**
- **Sechskant Vierkant Führungsbüchsen**
- **UP Rundlaufgenauigkeit**
- **weitere Typen auf Anfrage**
- **kaltvulkanisieren der Schlitze**

Also available:

- ***intermediate sizes***
- ***extended carbide length (30mm / 40mm)***
- ***hexagon square guide bushes***
- ***UP runout accuracy***
- ***more types on request***
- ***vulcanizing of slots***

Innenanschläge / *Backstop for Collets*

- **Schnelle Montage und dennoch absolut fester Sitz**
- **Anschlagteller können für Hohlteile und an kleinste Bohrungen angepasst werden**
- **Für 6-kt verwendbar, egal ob 3 oder 4 Schlitze**
- **Verringert Zangenbruch bei Stufenzangen**

- ***Easy and quick fitting***
- ***Suitable for 3 or 4 slot collets***
- ***stop pins can be turned to any specific diameter***
- ***Prevents breakage of stepped collets***

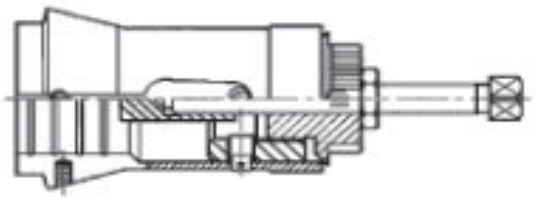

Bild 1

Bild 2

	Artikel-Nr. *article-no.*	Für Spannzange E-Nr. *for collet E-no.*	F-Nr. *F-no.*	Bild *picture*
*	HDAN-140E	140E	F22 76-71	1
	HDAN-145E	145E	F25 76-64	1
	HDAN-148E	148E	F28 76-93	1
	HDAN-1536E	1536E	F37 76-740	1
	HDAN-161E	161E	F32 76-221	1
*	HDAN-162E/163E	162E / 163E	F35 76-67 / 76-94	1
	HDAN-1536E	1536E	F37 76-740	1
	HDAN-164E	164E	F38 76-72	1
*	HDAN-171E	171E	F42 76-99	1
	HDAN-173E	173E	F48 76-81	1
*	HDAN-177E	177E	F58	1
	HDAN-185E	185E	F66 76-359	1
	HDAN-W20	349E	W20	2
*	HDAN-358E	358E	W23	2
	HDAN-W25	364E	W25	2

Im Lieferumfang enthalten: 2 Anschlagteller

Supplied with: 2 stop pins

*** Ausverkaufsartikel**

**** sellout article***

Montagehinweis:
Die drei (bzw. vier) Querschrauben ganz eindrehen und anschließend den Anschlag in die Spannzange einführen, so dass sich die Querschrauben mit den Spannzangenschlitzen decken. Jetzt die Querschrauben herausdrehen und den Anschlag mit der Kontermutter festziehen.

Assembly:
Screw in the three (resp. four) cross screws totally and insert the stop into the collet, so that the cross screws are visible in the slots of the collet. Now screw out the cross screws and tighten the stop with the lock-nut.

Technische Informationen

- Material muss angefast sein, min 2 mm
- Tatsächlicher Material-Ø darf nicht größer als das Nennmaß der Spannhülse sein
- Bitte beachten: Material kann an den Enden oval vom Abschlagen sein und daher dort größer als in der Mitte. Prüfen daher immer direkt nach der Fase, nicht in der Mitte der Materialstange
- Auf Wunsch (Mehrkosten) auch ein Messprotokoll der Spannkräfte mitlieferbar.
- Bei dünnwandigen Spannhülsen keine Gewährleistung möglich

- Querstifte für Spannhülsen und -adapter s. S. 29

Technical Information

- *Material has to be chamfered, min 2 mm*
- *Diameter of material must not be bigger than the nominal size of collets*
- *Attention: Material could be bigger at the end of the bar. Do not measure in the middle of the bar, only after the chamfering*
- *Measurement report of the clamping force for extra charge*
- *No warranty for thin-walled collets*

- *Cross pins for bar feed collets and adapters see page 29*

Spannhülsen für Lademagazine
FMB, IEMCA, LNS, TRAUB, TORNOS

Bar Feed Collets for Bar Feeders
FMB, IEMCA, LNS, TRAUB, TORNOS

mit Gewinde
with thread

Bild 1

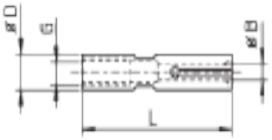

mit Querstiftbefestigung
pinned type

Bild 2

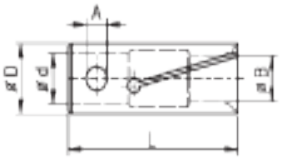

Artikel-Nr. *article-no.*	D	E-Nummer *E-number*	Bild *picture*	G / d	A	L	B von *from*	B bis *to*
D05	5	200E	1	M4	-	37	1,0	3,9
D05 *	5	200E	1	M4	-	37	4,0	4,5
D07	7	208E	1	M5	-	37	1,0	5,7
D07 *	7	208E	1	M5	-	37	5,8	6,7
D10	10	210E	2	7	4	40	1,0	8,9
D10 *	10	210E	2	7	4	40	8,9	10,0
D11	11		2	7	4	40	8,2	9,5
D12	12	212E	2	8	4	40	1,0	10,1
D12 *	12	212E	2	8	4	40	10,2	12,0
D13	13		2	8	4	40	3,0	12,0
D14	14		2	8	4	40	10,0	12,0
D15	15	203E	2	11	6	40	1,5	13,4
D15 *	15	203E	2	11	6	40	13,5	15,5
D16	16		2	11	6	40	4,0	13,9
D16 *	16		2	11	6	40	14,0	15,0
D18	18	218E	2	11	6	40	3,0	16,5
D18*	18	218E	2	11	6	40	16,6	17,0
D20	20	225E	2	14	8	65	2,0	17,9
D20 *	20	225E	2	14	8	65	18,0	20,0
D21	21		2	14	8	65	18,0	19,5
D22	22		2	14	8	65	3,0	20,4
D22 *	22		2	14	8	65	20,5	21,0
D23	23		2	14	8	65	19,0	20,0
D24	24		2	14	8	65	16,0	22,0
D25	25	222E	2	20	8	65	2,0	23,0
D25 *	25	222E	2	20	8	65	23,1	25,0
D26	26		2	20	8	65	23,0	24,0
D28	28	227E	2	20	8	65	6,0	26,5
D28 *	28	227E	2	20	8	65	26,6	27,0
D30	30		2	20	8	65	4,0	28,0
D32	32		2	20	8	65	3,0	30,5
D32 *	32		2	20	8	65	30,6	31,0
D34	34		2	20	8	65	25,0	32,0
D36	36		2	20	8	65	4,0	34,0
D42	42		2	20	8	70	10,0	39,0
D52	52		2	20	8	70	8,0	49,0

*** Außendurchmesser erweitert**
Dünnwandige Spannhülsen auch als "Longlife" lieferbar

**** External diameter extended***
Thin-walled bar feeder collets also availabe in "Longlife"-type

Spannhülsen für Lademagazine
BECHLER, LNS, TRAUB, TORNOS

Bar Feed Collets for Bar Feeders
BECHLER, LNS, TRAUB, TORNOS

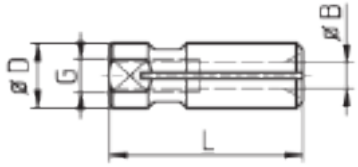

Bild 1

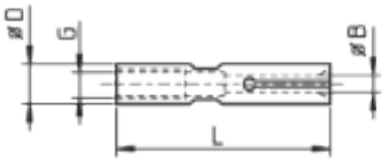

Bild 2

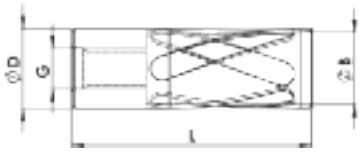

Bild 3

Artikel-Nr. *article-no.*	D	Bild *picture*	G	L	B von *from*	B bis *to*
D07-B	7	1	M4	22	1,0	6,0
D10-B	10	1	M5	26	2,0	8,5
DLNS06	6	2	M4	30	0,6	5,0
DLNS06L	6	3	M4	30	5,0	5,0
DLNS07	7	2	M4	30	1,0	5,5
DLNS07L	7	3	M4	30	5,0	6,0
DLNS10	10	2	M5	30	1,5	9,0
DLNS10L	10	3	M5	30	8,5	9,0
DLNS12	12	2	M6	30	3,0	10,5
DLNS12L	12	3	M6	30	10,0	11,0
DLNS125	12,5	2	M6	30	8,0	11,0
DLNS125L	12,5	3	M6	30	11,0	11,5

Vorteile von "Longlife" - Spannhülsen

Advantages of "Longlife" bar feed collets

Beispiele:
Examples:

- **Maximale Nutzung des Kanaldurchmessers**
- **Die geschlossene Form verhindert Spannkraftverlust bei hohen Drehzahlen**
- **Bei Ausführung "L" kann auch 4 / 6 - kt. Material verwendet werden**
- **Hohe Bruchfestigkeit und Spannkraft bei dünnen Wandungsstärken**

- ***Maximum use of the channel diameter***
- ***Closed form prevents tension loss during high rotation speed***
- ***Type "L" also suitable for square / hex material***
- ***High breaking resistance and clamping force***

Spannhülsen "Longlife"
FMB, IEMCA, LNS, TRAUB, TORNOS

Bar Feed Collets "Longlife"
FMB, IEMCA, LNS, TRAUB, TORNOS

Maximale Nutzung des Kanaldurchmessers
Maximum use of the channel diameter

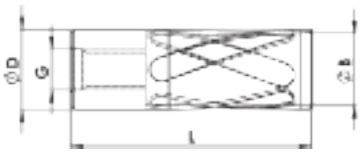

Bild 1

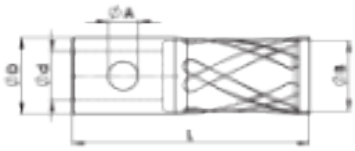

Bild 2

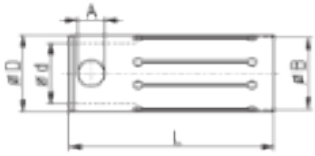

Bild 3

Ausführung L
Type

Ausführung LS
Type

Artikel-Nr. - article-no. *Ausführung - type* L	LS	D	Bild *picture*	G / d	A	L	B von *from*	B bis *to*	6-kt *hex*
D05L		5	1	M4	--	37	3,5	4,3	
D07L		7	1	M5	--	37	4,3	6,0	
D075L		7,5	1	M5	--	37	6,1	7,0	
D10L	D10LS **	10	2-3	7	4	40	6,0	9,0	6 - 8
D10L *	D10LS **	10	2-3	7	4	40	9,1	9,7	8
D11L	D11LS **	11	2-3	7	4	40	9,0	10,0	8
D12L	D12LS **	12	2-3	8	4	40	8,0	11,0	7 - 9
D13L	D13LS **	13	2-3	8	4	40	10,0	12,0	10
D14L	D14LS **	14	2-3	8	4	40	11,0	13,0	12
D15L	D15LS **	15	2-3	11	6	40	10,0	14,25	9 - 12
D16L	D16LS **	16	2-3	11	6	40	12,6	15,1	11-13
D17L	D17LS **	17	2-3	11	6	40	14,0	16,0	13
D18L	D18LS **	18	2-3	11	6	40	12,0	17,0	11 - 14
D19L	D19LS **	19	2-3	11	6	40	17,0	18,0	15
D20L	D20LS **	20	2-3	14	8	65	10,8	19,05	13 - 16
D21L	D21LS **	21	2-3	14	8	65	18,0	20,0	16 - 17
D22L	D22LS **	22	2-3	14	8	65	15,5	21,0	15 - 18
D23L	D23LS **	23	2-3	14	8	65	18,0	22,0	16 - 19
D24L	D24LS **	24	2-3	14	8	65	20,0	23,0	18 - 20
D25L	D25LS **	25	2-3	20	8	65	16,0	24,1	14 - 21
D26L	D26LS **	26	2-3	20	8	65	23,0	25,0	20 - 21
D27L	D27LS **	27	2-3	20	8	65	24,0	26,0	21 - 22
D28L	D28LS **	28	2-3	20	8	65	20,0	27,0	18 - 23
D30L	D30LS **	30	2-3	20	8	65	22,0	29,0	20 - 25
D31L	D31LS **	31	2-3	20	8	65	29,5	30,0	26
D32L	D32LS **	32	2-3	20	8	65	24,0	31,0	18 - 27
D33L	D33LS **	33	2-3	20	8	65	30,0	32,0	27
D34L	D34LS **	34	2-3	20	8	65	28,0	33,0	25 - 28
D36L	D36LS **	36	2-3	20	8	65	30,0	35,0	27 - 30
D39L	D39LS **	39	2-3	20	8	65	36,0	38,0	32 - 33
D42L	D42LS **	42	2-3	20	8	70	39,0	41,0	34 - 35
D52L	D52LS **	52	2-3	20	8	70	47,5	51,0	41 - 43

*** Außendurchmesser erweitert**
Material muss angefast sein
Material darf Nennmaß nicht überschreiten
**** nicht für 4/6 kt geeignet**

**** External diameter extended***
Bars need chamfering to prevent breakage
Do not clamp over nominal size
***** not suitable for hex / square***

Spannhülsen für Turbo-Lademagazine
FMB, BREUNING IRCO, LNS, TORNOS

Bar Feed Collets for Turbo Bar Feeders
FMB, BREUNING IRCO, LNS, TORNOS

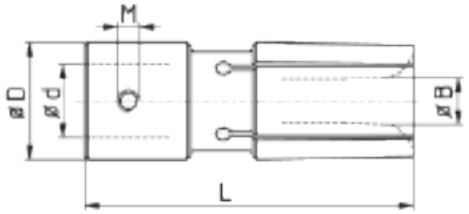

Artikel-Nr. *article-no.*	D	E-Nummer *E-number*	d	L	M	B von *from*	B bis *to*
TD25	25	2292E	20	90	M5	3,0	23,7
TD25 *	25	2292E	20	90	M5	23,8	24,0
TD28	28		20	90	M5	6,0	26,0
TD30	30	2402E	20	90	M6	3,0	28,4
TD30 *	30	2402E	20	90	M6	28,5	29,0
TD32	32	2422E	20	90	M6	2,5	30,5
TD32 *	32	2422E	20	90	M6	30,6	31,0
TD33	33		20	90	M6	30,0	31,0
TD34	34		20	90	M6	13,0	32,0
TD36	36	2490E	20	90	M8	6,0	34,5
TD36 *	36	2490E	20	90	M8	34,6	35,0
TD38	38	2517E	20	90	M8	10,0	36,0
TD40	40	2565E	20	90	M8	8,0	38,0
TD42	42	2578E	20	90	M8	5,0	40,0
TD44	44		20	90	M8	30,0	42,0
TD45	45	2610E	20	90	M8	13,0	43,0
TD50	50	2670E	20	90	M8	8,0	48,0
TD54	54	2704E	20	90	M8	33,0	51,0
TD55	55		20	90	M8	33,0	52,0
TD58	58		20	90	M8	20,0	55,0
TD60	60	2770E	20	90	M8	10,0	58,0
TD63	63	2780E	20	90	M8	28,5	60,0
TD65	65	2790E	20	90	M8	8,0	62,0
TD70	70		20	90	M8	50,0	66,0
TD73	73	2857E	20/35**	90	M8	50,0	70,0
TD75	75	2860E	20/35**	90	M8	50,0	72,0
TD80	80		35	90	M8	50,0	77,0
TD90	90	2912E	35	90	M8	50,0	86,0
TD100	100		35	110	M8	60,0	95,0

*** Außendurchmesser erweitert**
**** 20 mm auf Anfrage**

**** External diameter extended***
***** 20 mm on request***

Spannhülsen "Longlife"
für Turbo-Lademagazine
FMB, BREUNING IRCO, LNS, TORNOS

Bar Feed Collets "Longlife"
for Turbo Bar Feeders
FMB, BREUNING IRCO, LNS , TORNOS

Maximale Nutzung des Kanaldurchmessers
Maximum use of the channel diameter

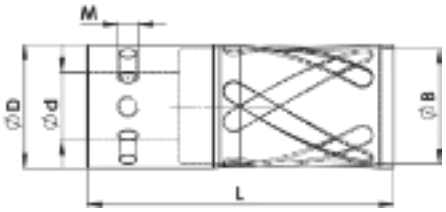

Ausführung L
Type

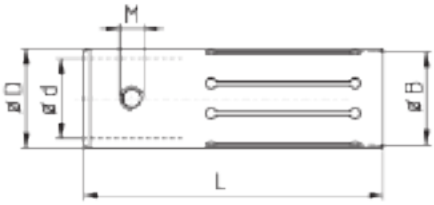

Ausführung LS
Type

Vorteile der "Longlife"-Spannhülsen s. S. 13

Advantages of "Longlife" bar feed collets see page 13

Artikel-Nr. - article-no. Ausführung - *type* L	LS	D	d	L	B von *from*	B bis *to*	6-kt *hex*
TD25L	TD25LS *	25	20	90	14,85	24,0	13 - 20
TD30L	TD30LS *	30	20	90	20,0	29,0	18 - 25
TD32L	TD32LS *	32	20	90	21,5	31,0	19 - 27
TD33L	TD33LS *	33	20	90	30,0	32,0	26 - 27
TD34L	TD34LS *	34	20	90	28,0	33,0	22 - 28
TD36L	TD36LS *	36	20	90	29,0	35,0	25 - 30
TD38L	TD38LS *	38	20	90	33,0	37,0	27 - 32
TD40L	TD40LS *	40	20	90	38,0	39,0	31 - 33
TD42L	TD42LS *	42	20	90	30,0	41,0	27 - 35
TD43L	TD43LS *	43	20	90	42,0	42,0	36
TD44L	TD44LS *	44	20	90	38,0	43,0	35 - 37
TD45L	TD45LS *	45	20	90	40,0	44,0	35 - 38
TD50L	TD50LS *	50	20	90	40,0	49,0	35 - 42
TD54L	TD54LS *	54	20	90	51,0	53,0	
TD55L	TD55LS *	55	20	90	45,0	54,0	40 - 46
TD60L	TD60LS *	60	20	90	50,0	59,0	44 - 51
TD63L	TD63LS *	63	20	90	60,0	62,0	44 - 53
TD65L	TD65LS *	65	20	90	52,7	64,0	46 - 55
TD70L	TD70LS *	70	20	90	65,0	68,5	
TD73L	TD73LS *	73	20/35	90	68,0	71,5	
TD75L	TD75LS *	75	20/35	90	70,0	73,5	
TD80L	TD80LS *	80	35	90	75,0	78,0	
TD90L	TD90LS *	90	35	90	85,0	87,5	
TD100L	TD100LS *	100	35	110	94,0	97,5	

Material muss angefast sein und
Material darf Nennmaß nicht überschreiten
*** nicht für 4/6 kt geeignet**

Bars need chamfering to prevent breakage
Do not clamp over nominal size
**** not suitable for hex / square***

Spannhülsen für Lademagazine
IEMCA, EDGE mit Aufschraubgewinde

Bar Feed Collets for Bar Feeders
IEMCA, EDGE with Right Hand Thread

Bild 1

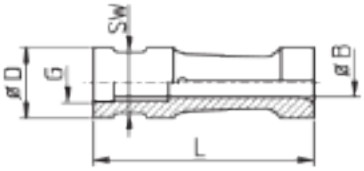

Bild 2

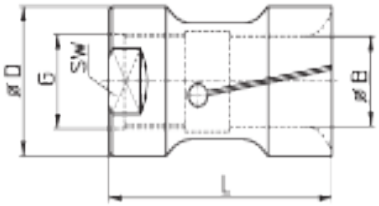

Artikel-Nr. *article-no.*	D	E-Nummer *E-number*	Bild *picture*	G	L	SW	B von *from*	B bis *to*
DI07	7,5	2001E	1	M5 x 0,5	40	6	1,4	6,35
DI07 *	7,5	2001E	1	M5 x 0,5	40	6	6,4	6,7
DI10	10	2045E	1	M6 x 0,75	40	8	1,5	9,0
DI12	12	2061E	1	M7 x 0,75	42	10	1,6	10,3
DI15	15	2101E	1	M8 x 1	42	13	3,0	13,0
DI16	16		1	M8 x 1	42	14	10,0	14,25
DI18	18		1	M8 x 1	42	15	11,0	16,5
DI20	20	2197E	1	M10 x 1	59	17	2,5	18,5
DI20 *	20	2197E	1	M10 x 1	59	17	18,6	19,0
DI23	23		1	M10 x 1	59	19	11,0	21,0
DI25	25	2289E	1	M10 x 1	59	22	6,0	23,0
DI27	27	2316E	1	M10 x 1	59	24	15,87	25,4
DI30	30		1	M10 x 1 **	65	27	6,0	28,0
DI31	31		1	M10 x 1 **	65	27	8,0	29,0
DI32	32		1	M10 x 1 **	65	30	6,0	30,0
DI33	33		1	M10 x 1 **	65	30	25,0	32,0
DI34	34		1	M25 x 1,5	65	32	5,0	32,0
DI35	35		1	M25 x 1,5	65	32	15,0	33,0
DI36	36		2	M25 x 1,5	65	34	20,0	34,0
DI40	40		2	M25 x 1,5	70	36	10,0	37,0
DI42	42		2	M25 x 1,5	70	36	16,0	40,0
DI45	45		2	M25 x 1,5	72	41	20,0	42,0
DI46	46		2	M25 x 1,5	72	40	22,0	44,0
DI50	50		2	M25 x 1,5	80	46	40,0	48,0
DI52	52		2	M25 x 1,5	80	46	40,0	49,0
DI55	55		2	M25 x 1,5	80	50	34,0	52,0
DI56	56		2	M25 x 1,5	80	50	50,0	53,0
DI58	58		2	M25 x 1,5	80	50	50,0	54,0
DI60	60		2	M25 x 1,5	80	55	39,0	57,0
DI65	65		2	M25 x 1,5	80	60	50,0	62,0
DI70	70		2	M25 x 1,5	80	65	60,0	66,0
DI75	75		2	M25 x 1,5	80	65	67,0	70,0
DI80	80		2	M25 x 1,5	80	Querbohrung *cross hole*	65,0	75,0

* Außendurchmesser erweitert

** Auch mit folgenden Gewinden lieferbar: M17x1 ; M25x1,5 ; M18x1,5 ; M18x1,5L

** External diameter extended*

*** Also available with threads:*

Spannhülsen "Longlife" für Lademagazine IEMCA, EDGE mit Aufschraubgewinde

Bar Feed Collets "Longlife" for Bar Feeders IEMCA, EDGE with Right Hand Thread

Maximale Nutzung des Kanaldurchmessers
Maximum use of the channel diameter

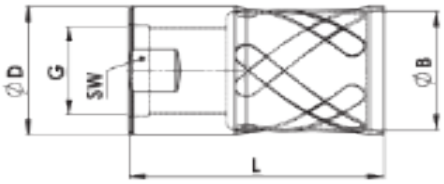

Ausführung L "Longlife"
Type

Vorteile der "Longlife" - Spannhülsen s. S. 13

Advantages of "Longlife" bar feed collets see page 13

Artikel-Nr. *article-no.*	D	G	L	SW	B von *from*	B bis *to*
DI10L	10	M6x0,75	40	8	8,0	9,0
DI12L	12	M7x0,75	42	10	9,5	11,1
DI15L	15	M8x1	42	13	12,7	14,0
DI16L	16	M8x1	42	14	13,7	15,0
DI18L	18	M8x1	42	15	16,0	17,0
DI20L	20	M10x1	59	17	17,5	19,0
DI21L	21	M10x1	59	17		20,0
DI23L	23	M10x1	59	19	18,0	22,22
DI25L	25	M10x1	59	22	19,5	24,0
DI27L	27	M10x1	59	24	25,0	26,0
DI30L *	30	M10x1	65	27	27,0	29,0
DI31L *	31	M10x1	65	27	29,5	30,0
DI32L *	32	M10x1	65	30	28,5	31,0
DI33L *	33	M10x1	65	30	30,0	32,0
DI34L	34	M25x1,5	65	32		32,0
DI35L	35	M25x1,5	65	32	31,75	34,0
DI36L	36	M25x1,5	65	34		35,0
DI40L	40	M25x1,5	70	36	36,0	39,0
DI42L	42	M25x1,5	70	36	38,0	41,0
DI45L	45	M25x1,5	72	41	42,0	44,0
DI46L	46	M25x1,5	72	40	44,0	45,0
DI50L	50	M25x1,5	80	46	46,0	49,0
DI52L	52	M25x1,5	80	46		50,0
DI55L	55	M25x1,5	80	50	52,0	53,0
DI58L	58	M25x1,5	80	50	55,0	56,0
DI65L	65	M25x1,5	80	60	62,0	63,0
DI75L	75	M25x1,5	80	65	70,0	72,0

*** Auch mit folgenden Gewinden lieferbar:** **M17x1 ; M25x1,5 ; M18x1,5 ; M18x1,5L** **** Also available with threads:***

Spannhülsen für Lademagazine
J. CUCCHI mit Aufschraubgewinde

Bar Feed Collets for Bar Feeders
J. CUCCHI with Right Hand Thread

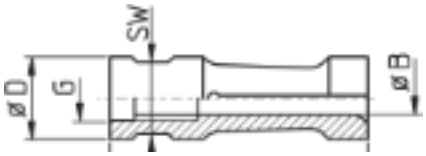

	Artikel-Nr. *article-no.*	D	G	L	SW	B von *from*	B bis *to*
*	DC12	12	M7x0,75	52	10	3,0	11,0
*	DC14	14	M8x1	52	12	4,0	12,5
*	DC16	16	M8x1	52	14	4,0	15,0

* Ausverkaufsartikel

** sellout article*

Spannhülsen für Lademagazine
Fedek / LNS Asia

Bar Feed Collets for Bar Feeders
Fedek / LNS Asia

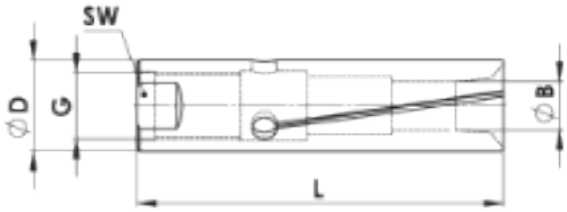

	Artikel-Nr. *article-no.*	D	G	L	SW	B von *from*	B bis *to*
*	D15F91L	15	M9 x 1 left	60	13	3,0	13,0
*	D15F810R	15	M8 x 1	42	13	3,0	13,0
*	D15F101R	15	M10 x 1	60	13	3,0	13,0
*	D15F801R	15	M8 x 1	60	13	3,0	13,0

* Ausverkaufsartikel

** sellout article*

Spannhülsen für Lademagazine
IEMCA, EDGE, J. CUCCHI
mit Aufschraubgewinde
"Lange Ausführung"

Bar Feed Collets for Bar Feeders
IEMCA, EDGE, J. CUCCHI
with Right Hand Thread
"Long version"

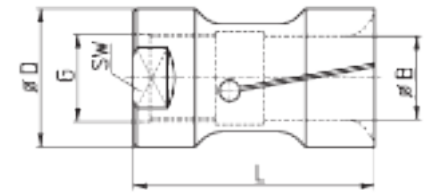

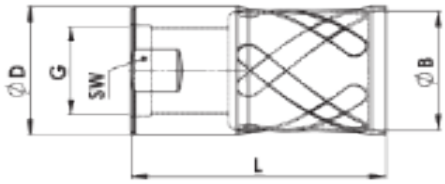

Ausführung *Type* **L "Longlife"**

Vorteile der "Longlife"-Spannhülsen s. S. 13

Advantages of "Longlife" bar feed collets see page 13

Maximale Nutzung des Kanaldurchmessers
Maximum use of the channel diameter

Artikel-Nr. *article-no.*	D	G	L	SW	B von *from*	B bis *to*
DIL29	29	M17x1	80	27	5,0	27,0
DIL30	30	M17x1	80	27	5,0	28,0
DIL32	32	M25x1,5	80	30	5,0	29,0
DIL32L*	32	M25x1,5	80	30		30,0
DIL34	34	M25x1,5	80	30	20,0	32,0
DIL34L*	34	M25x1,5	80	30	31,75	32,0
DIL36	36	M25x1,5	80	30	20,0	34,0
DIL38	38	M25x1,5	80	36	20,0	35,0
DIL40	40	M25x1,5	80	36	15,0	37,0
DIL40L*	40	M25x1,5	80	36		38,0
DIL42	42	M25x1,5	80	36	10,0	40,0
DIL44	44	M25x1,5	80	41	38,0	42,0
DIL46	46	M25x1,5	80	41	39,0	44,0
DIL46L*	46	M25x1,5	80	41		44,0
DIL48	48	M25x1,5	80	46	40,0	46,0
DIL48L*	48	M25x1,5	80	46		46,0

***Ausführung "Longlife"**

**** Type "Longlife"***

Spannhülsen für Lademagazine
P. CUCCHI mit Aufschraubgewinde links

Bar Feed Collets for Bar Feeders
P. CUCCHI with Left Hand Thread

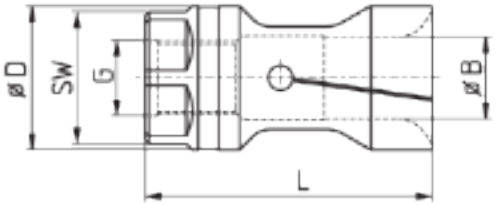

Artikel-Nr. *article-no.*	Lademagazin *bar feeder*	D	G	L	SW	B von *from*	B bis *to*
DX19	CUCCHI PB20	19	M10x1 L	60	17	4,0	17,0
DX20	CUCCHI PB20	20	M10x1 L	60	17	11,5	18,0
DX23	CUCCHI PB23	23	M14x1 L	60	21	4,0	21,0
DX24	CUCCHI PB24	24	M14x1 L	60	22	21,7	22,0
DX25	CUCCHI PB25	25	M14x1 L	60	22	6,0	22,0
DX29	CUCCHI PB30	29	M18x1,5 L	65	27	5,0	27,5
DX30	CUCCHI PB30	30	M18x1,5 L	65	28	16,5	28,0
DX32	CUCCHI PB32	32	M18x1,5 L	65	28	20,0	29,0
DX33	CUCCHI PB35A	33	M18x1,5 L	70	30	11,5	30,0
DX34	CUCCHI PB35A	34	M18x1,5 L	70	32	11,0	32,0
DX35	CUCCHI PB35	35	M18x1,5 L	70	32	21,0	33,0
DX37	CUCCHI PB38	37	M25x1,5 L	70	34	10,0	36,0
DX39	CUCCHI PB40	39	M25x1,5 L	70	36	16,0	36,0
DX40	CUCCHI PB42	39,8	M25x1,5 L	70	36	24,0	37,0
DX41	CUCCHI PB42	41	M25x1,5 L	70	36	19,0	39,0
DX44	CUCCHI PB45	44	M25x1,5 L	70	36	40,0	42,0
DX47	CUCCHI PB48	47	M30x1,5 L	70	40	12,0	45,0
DX50	CUCCHI PB50	49,7	M30x1,5 L	70	46	20,0	47,0
DX55	CUCCHI PB55	55	M30x1,5 L	80	50	35,0	52,0
DX60	CUCCHI PB60	59,7	M30x1,5 L	80	55	19,0	57,0
DX65	CUCCHI PB68	65	M30x1,5 L	80	60	50,0	62,0
DX70	CUCCHI PB70-72	69,5	M30x1,5 L	80	Nut	60,0	65,0
DX75	CUCCHI PB75	75	M30x1,5 L	80	Nut	65,0	70,0
DX88	CUCCHI PB90	88	Bohrung / bore 40	110	--	60,0	82,2
* DV34		34	M25x1,5 L	70	30	20,0	30,0
* DV34L		34	M25x1,5 L	70	30	31,75	32,0

*** Ausverkaufsartikel**

**** sellout article***

Spannhülsen "Longlife" für Lademagazine
P. CUCCHI mit Aufschraubgewinde links

Bar Feed Collets "Longlife" for Bar Feeders
P. CUCCHI with Left Hand Thread

Maximale Nutzung des Kanaldurchmessers
Maximum use of the channel diameter

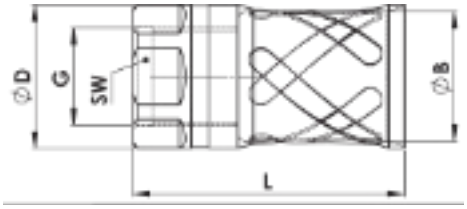

Vorteile der "Longlife"-Spannhülsen s. S. 13

Advantages of "Longlife" bar feed collets see page 13

Artikel-Nr. - *article-no.* Ausführung L	*- type* LS	Lademagazin *bar feeder*	D	G	L	SW	B von *from*	B bis *to*
DX19L		CUCCHI PB20	19	M10x1 L	60	17	17,0	17,2
DX20L		CUCCHI PB20	20	M10x1 L	60	17	18,0	19,0
DX23L	DX23LS *	CUCCHI PB23	23	M14x1 L	60	21	19,4	22,0
DX29L		CUCCHI PB30	29	M18x1,5 L	65	27		27,5
DX30L		CUCCHI PB30	30	M18x1,5 L	65	28	27,5	28,0
DX32L		CUCCHI PB32	32	M18x1,5 L	65	28		30,0
DX34L	DX34LS *	CUCCHI PB35A	34	M18x1,5 L	70	32	27,6	32,5
DX35L		CUCCHI PB35	35	M18x1,5 L	70	32	32,0	33,0
DX37L		CUCCHI PB38	37	M25x1,5 L	70	34	32,0	35,0
DX40L		CUCCHI PB42	39,8	M25x1,5 L	70	36	35,0	38,0
DX41L		CUCCHI PB42	41	M25x1,5 L	70	36	35,0	40,0
DX42L		CUCCHI PB42	42	M25x1,5 L	70	36		40,0
DX47L		CUCCHI PB48	47	M30x1,5 L	70	40	44,0	45,0
DX50L	DX50LS *	CUCCHI PB50	49,7	M30x1,5 L	70	46	41,2	48,0
DX60L		CUCCHI PB60	59,7	M30x1,5 L	80	55		58,0

*** nicht für 4/6 kt geeignet**

**** not suitable for hex / square***

Schiebehülse für CUCCHI Lademagazine

Sliding Sleeves for CUCCHI Bar Loaders

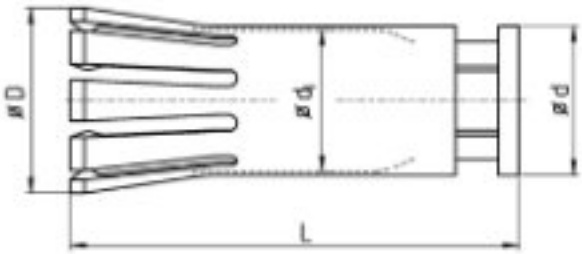

Artikel-Nr. *article-no.*	Lader loader	D	d	d1	L
SH PB35	PB35	45	36,7	35	110
SH PB38	PB38	50	40,7	38,4	112
SH PB42	PB42	51	42,7	40,7	114
SH PB45	PB45	54,8	46,8	43,2	113
SH PB46	PB46	54,9	46,8	44,0	114
SH PB50	PB50	61,7	52,6	50,3	299
SH PB90	PB90	95,6	92,6	85,1	170

Halteklammern
retaining clips

Artikel-Nr. *article-no.*	Lader *loader*
SHK35	PB35
SHK45	PB45
SHK50	PB50
SHK90	PB90

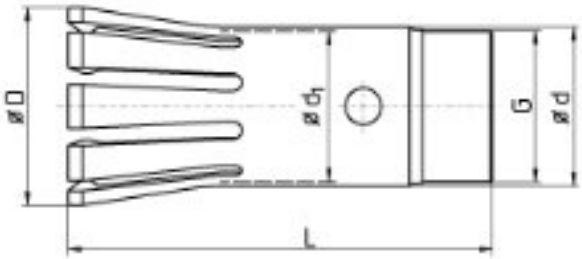

Artikel-Nr. *article-no.*	Lader loader	D	d	d1	L	G
SH PB30A-M28	PB30	39,2	30,3	28,5	95,7	M28x1
SH PB30A-M30	PB30	41	31,8	29,4	97	M30x1
SH PB35 A	PB35	45	36,7	34,7	100	M35x0,75
SH PB38 A	PB38	49	40,7	38,4	107,7	M39x1,25
SH PB52 A	PB52	62,6	52,2	48,4	113	M49,5x1,25

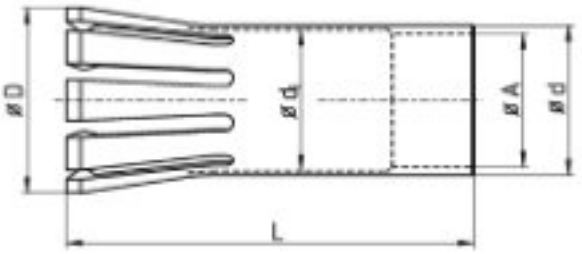

Artikel-Nr. *article-no.*	Lader loader	D	d	d1	L	A*
SH PB35G	PB35	45,2	36,8	34,5	101	29 - 32,8
SH PB35K	PB35	45,2	36,8	34,8	80	32,8
SH PB50G	PB50	61,7	52,6	50,3	299	44 - 60,3
SH PB90G	PB90	95,6	92,6	88,8	170	78,5 - 82,5

Spannhülsen für Lademagazine CAV

Bar Feed Collets for Bar Feeders CAV

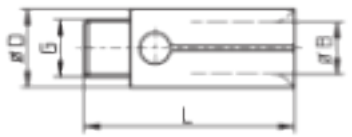

Bild 1

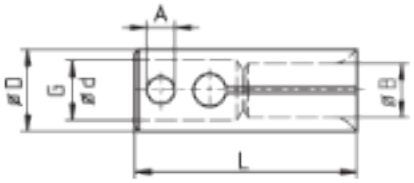

Bild 2

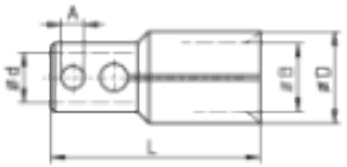

Bild 3

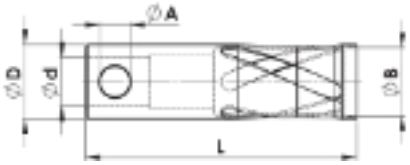

Bild 4: Ausführung *version* L "Longlife"

Artikel-Nr. *article-no.*	D	G / d	L	A	B von *from*	B bis *to*	*Bild pic*	Lademagazin *bar feeder*
CAV 07	7	M6 x 1 L	40	--	1,0	5,56	1	CAV16/20L-IS
					1/16" - 7/32"			
CAV07L	7	M6 x 1 L	40	--	5,95	5,95		
					15/64"			
CAV 10	10	M6 x 1 L	40	--	1,0	8,73	1	CAV12M-IS
					5/64" - 11/32"			
CAV 12	12	M6 x 1 L	40	--	6,0	10,32	1	
					1/4" - 13/32"			
CAV12L	12	M6 x 1 L	40	--	11,11	11,11		
					7/16"			
CAV 15	15	10	55	6	3	12,7	2	CAV16/20L-IS
					1/8" - 1/2"			
CAV15L	15	10	55	6	12,7	13,49	4	
					17/32"			
CAV 17	17	10	55	6	11,11	15,87	2	
					7/16" - 5/8"			
CAV 19	19	10	56,5	6	12,7	17,46	2	CAV20L-IS
					1/2" - 11/16"			
CAV 21	21,1	10	56,5	6	12,7	19,84	2	
					1/2" - 25/32"			
CAV 25	25	16	76	8	4,76	22,22	3	
					3/16" - 7/8"			
CAV 25L	25	16	76	8	15/16"		3	
CAV 32	32	16	76	8	12,7	28,57	3	
					1/2" - 11/8"			
CAV 32L	32	16	76	8	13/16"		3	
CAV 34	34	16	76	8	15,87	31,75	3	
					5/8" - 11/4"			

Spannhülsen mit Innenprofil
4-kant und 6-kant

Bar Feed Collets with Inner Profile
Square and Hexagonal

Viele Standardspannhülsen auch mit Innenprofilierung erhältlich. Äußere Maße identisch mit den Rundausführungen. Vorteile bei 4- / 6-kant-Material: Stärkere Klemmwirkung, absolut verdrehsicher.

Most standard types of bar feed collets are available with inner profile. Outside dimensions are identical with round types. Advantages for sqr / hex material: Stronger clamping, absolute lock of distortion.

Typ *type*	Lademagazin *bar feeder*	Seite *page*
D	FMB, IEMCA, LNS, TRAUB, TORNOS	7
TD	FMB, BREUNING IRCO, LNS, TORNOS	10
DI	IEMCA	12
DX	P. CUCCHI	15
DTOP	TOP Automazioni	24

Bei Bestellungen einfach "square" bzw. "hex" hinter die Artikelnummer

When ordering simply add "square" or "hex" after the article number

Beispiele: / *examples:*

DX30 19.0 square **4-kt / *sqr***
DX42 32.0 hex **6-kt / *hex***

Spannhülsen für Lademagazine
TOP Automazioni

Bar Feed Collets for Bar Feeders
TOP Automazioni

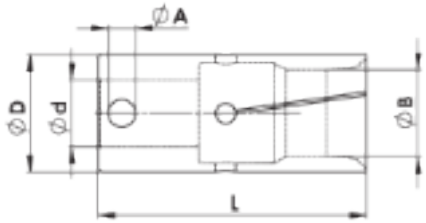

Artikel-Nr. *article-no.*	D	d	L	A	B von *from*	B bis *to*
DTOP20	20	14	80	5	2	17,5
DTOP25	25	14	80	5	14	22
DTOP30	30	20	80	8	20	27,5
DTOP32	32	20	80	8	22	29
DTOP35	35	20	80	8	25	32
DTOP37	37	20	80	8	34	34,5
DTOP40	40	20	80	8	30	38
DTOP42	42	20	80	8	32	40
DTOP45	45	20	80	8	36	42
DTOP50	50	20	80	8	40	47
DTOP55	55	20	80	8	46	52
DTOP60	60	20	80	8	50,8	56,35
DTOP65	65	20	80	8	56	62
DTOP70	70	20	80	8	58	67
DTOP75	75	30	80	8	63	72
DTOP80	80	30	80	8	68	77
DTOP90	90	35	95	8	76	85

Auch Zollmaße erhältlich

Inch sizes also available

Spannhülsen "Longlife" für Lademagazine
TOP Automazioni

Bar Feed Collets "Longlife" for Bar Feeders
TOP Automazioni

Maximale Nutzung des Kanaldurchmessers
Maximum use of the channel diameter

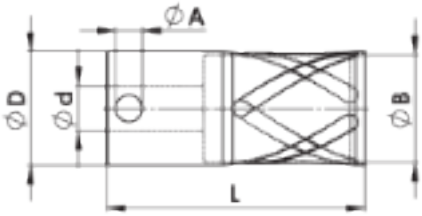



Vorteile der "Longlife"- Spannhülsen s. S. 13

Advantages of "Longlife" bar feed collets see page 13

Artikel-Nr. *article-no.*	D	d	L	A	B von *from*	B bis *to*
DTOP20L	20	14	80	5	17	19,05
DTOP25L	25	14	80	5	21,7	24
DTOP30L	30	20	80	8	27	29
DTOP32L	32	20	80	8	29	31
DTOP35L	35	20	80	8	31,5	34
DTOP37L	37	20	80	8	35	36
DTOP40L	40	20	80	8	37	39
DTOP42L	42	20	80	8	37	41
DTOP45L	45	20	80	8	42	44
DTOP50L	50	20	80	8	47	49
DTOP51L	51	20	80	8	49	50
DTOP52L	52	20	80	8	47	51
DTOP55L	55	20	80	8	52,5	54
DTOP60L	60	20	80	8	57	59
DTOP65L	65	20	80	8	62,5	64

Adapter für Spannhülsen DTOP
TOP Automazioni

Adapter for Bar Feed Collets DTOP
TOP Automazioni

Artikel-Nr. *article-no.*	d1	D	A1	L	d2	A2
DTOP-ADP-TOP1414	14	20	5	91	14	5
DTOP-ADP-TOP2014	20	30	8	91	14	5
DTOP-ADP-TOP2020		30	8	91	20	8
DTOP-ADP-TOP2514	25	35	8	91	14	5
DTOP-ADP-TOP2520		35	8	91	20	8
DTOP-ADP-TOP3014	30	50	8	91	14	5
DTOP-ADP-TOP3020		50	8	91	20	8
DTOP-ADP-TOP3030		50	8	91	30	8

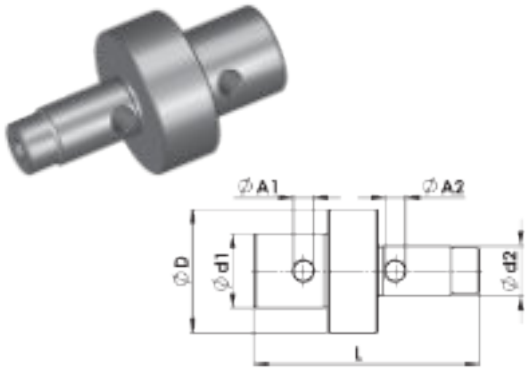

Adapter für Spannhülsen D
TOP Automazioni

Adapter for Bar Feed Collets D
TOP Automazioni

Artikel-Nr. *article-no.*	d1	D	A1	L	d2	A2
DTOP-ADP-14D11	14	20	5	115,5	11	6
DTOP-ADP-14D14			5	102,5	14	8
DTOP-ADP-20D011	20	30	8	115,5	11	6
DTOP-ADP-20D14			8	102,5	14	8
DTOP-ADP-20D20			8	105	20	8
DTOP-ADP-25D11	25	35	8	115,5	11	6
DTOP-ADP-25D14			8	102,5	14	8
DTOP-ADP-25D20			8	105	20	8
DTOP-ADP-30D11	30	50	8	115,5	11	6
DTOP-ADP-30D14			8	102,5	14	8
DTOP-ADP-30D20			8	105	20	8

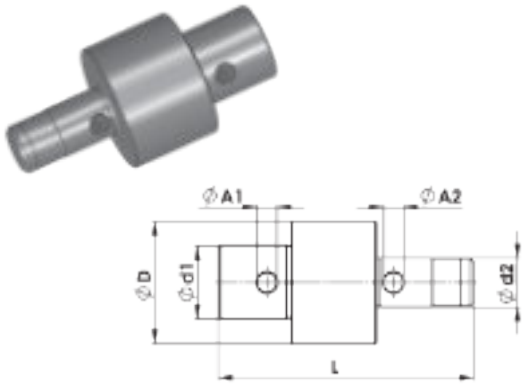

Adapter für Spannhülsen TD (Turbo)
TOP Automazioni

Adapter for Bar Feed Collets TD (Turbo)
TOP Automazioni

Artikel-Nr. *article-no.*	d1	D	A1	L	d2
DTOP-ADP-20TD20	20	30	8	70	20
DTOP-ADP-25TD20	25	35	8	70	20
DTOP-ADP-30TD20	30	50	8	70	20

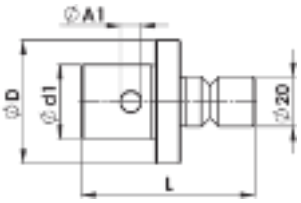

Einsatz der Spannhülsenadapter

Use of the Adapters

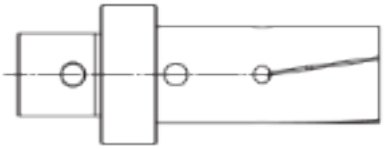

Original-Adapter mit DTOP-Spannhülsen
Original adapters with DTOP-Bar Feed Collets

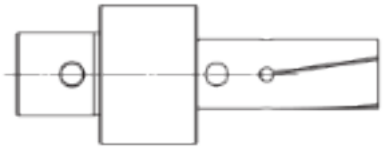

D-Adapter mit D-Spannhülsen
D-adapters with D-type Bar Feed Collets

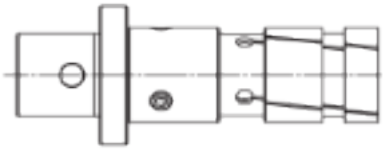

TD-Adapter mit TD-Spannhülsen
TD-adapters with TD- type Bar Feed Collets

Beim Einsatz unterschiedlicher Spannhülsen mit den jeweiligen Adaptern, ergibt sich im Lader immer dieselbe Position der Spannhülsenvorderkante

When using different bar feed collets with the respective adapters, the same position of the collet front edge always results in the loader

Querstifte für Spannhülsenlagerungen und Spannhülsenadapter

Cross pins for revolving ends and adapters

Für Lagerungen mit Querstift *for revolving ends with cross pin*		
Artikel-Nr. *article-no.*	d	L
Q D10	4	9,8
Q D12	4	11,8
Q D15	6	14,8
Q D16	6	15,6
Q D18	6	17,8
Q D20	8	19,8
Q D22	8	21,8
Q D24	8	23,8
Q D25	8	24,8
Q D28	8	27,8
Q D30	8	29,6
Q D32	8	31,6
Q D36	8	35,6

Für Adapter + Spannhülsen "DTOP" *for adapter + bar feed collets "DTOP"*		
Artikel-Nr. *article-no.*	d	L
Q TOP19	5	19
Q TOP24	5	24
Q TOP30	8	30
Q TOP40	8	40
Q TOP45	8	45
Q TOP60	8	60

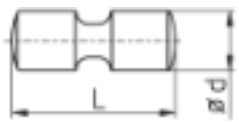

Zentrierhülsen für Lademagazine
FMB, IEMCA, LNS, TRAUB, TORNOS

Bar Feed Cone Collets for Bar Feeders
FMB, IEMCA, LNS, TRAUB, TORNOS

Artikel-Nr. *article-no.*	D	d	L
D10K	10	7	40
D12K	12	8	40
D13K	13	8	40
D15K	15	11	40
D16K	16	11	40
D18K	18	11	40
D20K	20	14	65
D22K	22	14	65
D25K	25	20	65
D28K	28	20	65
D30K	30	20	65
D32K	32	20	65
D36K	36	20	65

Materialausstoß nach vorn - *for front ejection*

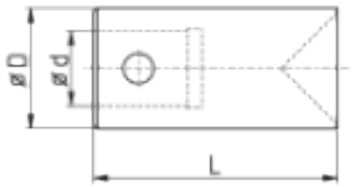

Zentrierhülsen für Turbo-Lademagazine
FMB, IRCO, LNS, TORNOS

Bar Feed Cone Collets for Turbo Bar Feeders
FMB, IRCO, LNS, TORNOS

Artikel-Nr. *article-no.*	D	d	L
TD25K	25	20	90
TD30K	30	20	90
TD32K	32	20	90
TD34K	34	20	90
TD36K	36	20	90
TD40K	40	20	90
TD42K	42	20	90
TD45K	45	20	90
TD50K	50	20	90
TD60K	60	20	90
TD65K	65	20	90
TD67K	67	20	90

Materialausstoß nach vorn - *for front ejection*

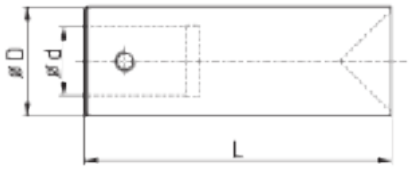

Zentrierhülsen für Lademagazine
IEMCA

Bar Feed Cone Collets for Bar Feeders
IEMCA

Artikel-Nr. *article-no.*	D	G	L
DI20K	20	M10 x 1	59
DI25K	25	M10 x 1	59

Materialausstoß nach vorn - *for front ejection*

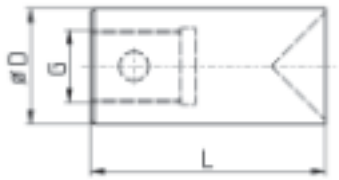

Spanndorne / Innenspannhülsen für Rohre
FMB, IEMCA, LNS, TRAUB, TORNOS

Bar Feed Collets for Internal Gripping
FMB, IEMCA, LNS, TRAUB, TORNOS

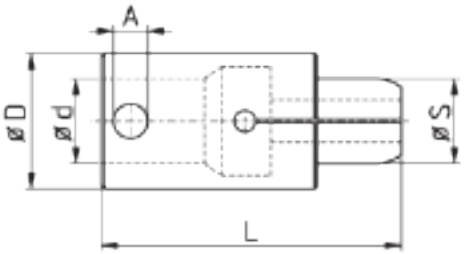

Artikel-Nr. *article-no.*	D	G / d	A	L	S von *from*	S bis *to*
D07SP	07	M5	--	37	5,0	6,0
D10SP	10	7	4	40	6,0	9,0
D12SP	12	8	4	40	5,0	11,0
D13SP	13	8	4	40	8,0	12,7
D15SP	15	11	6	40	4,0	14,0
D16SP	16	11	6	40	6,3	15,0
D18SP	18	11	6	40	5,0	17,0
D20SP	20	14	8	65	5,0	19,0
D22SP	22	14	8	65	15,0	21,0
D25SP	25	20	8	65	6,0	24,0
D28SP	28	20	8	65	8,0	27,0
D30SP	30	20	8	65	15,0	29,0
D32SP	32	20	8	65	10,0	31,0
D36SP	36	20	8	65	8,0	35,0

Spanndorne / Innenspannhülsen für Rohre
IEMCA (DI) und P. CUCCHI (DX)

Bar Feed Collets for Internal Gripping
IEMCA (DI) and P. CUCCHI (DX)

Ausführung *Type* DI

Ausführung *Type* DX

Viele "DI"- und "DX"- Spannhülsen auch als Spanndorne erhältlich, vgl, S. 17 + 21
Most "DI" and "DX" bar feed collets also availabe as bar feed collets for internal gripping, see page 17 + 21

Viele Maße auf Lager, fragen Sie an ***many sizes available in stock, please request***

Artkel-Nr.: ***article-no.:*** **DI . . SP** **bzw.** ***resp.*** **DX . . SP**

Spanndorne / Innenspannhülsen für Rohre
"Turbo" für FMB, BREUNING IRCO, LNS, TORNOS

Bar Feed Collets for Internal Gripping
"Turbo" for FMB, BREUNING IRCO, LNS, TORNOS

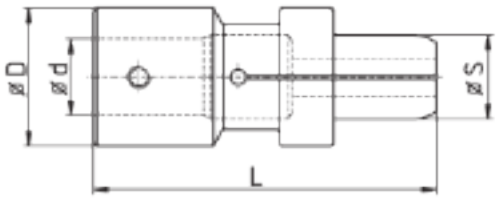

Artikel-Nr. *article-no.*	D	d	L	Gew	S von *from*	S bis *to*
TD25SP	25	20	90	M5	5,0	24,0
TD30SP	30	20	90	M6	8,0	29,0
TD32SP	32	20	90	M6	8,0	31,0
TD34SP	34	20	90	M6	10,0	33,0
TD36SP	36	20	90	M8	9,0	35,0
TD38SP	38	20	90	M8	12,0	37,0
TD40SP	40	20	90	M8	15,0	39,0
TD42SP	42	20	90	M8	14,0	41,0
TD45SP	45	20	90	M8	17,0	44,0
TD50SP	50	20	90	M8	17,0	49,0
TD60SP	60	20	90	M8	24,0	59,0
TD65SP	65	20	90	M8	40,0	64,0

Spanndorn / Innenspannhülse für Rohre
für IEMCA

Bar Feed Collets for Internal Gripping
for IEMCA

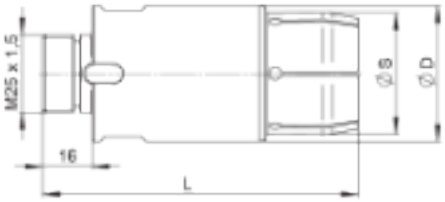

Artikel-Nr. *article-no.*	D	L	S von *from*	S bis *to*
DIS44SP	44	102	30	43

Spanndorn / Innenspannhülse für Rohre
für INDEX MBL

Bar Feed Collets for Internal Gripping
for INDEX MBL

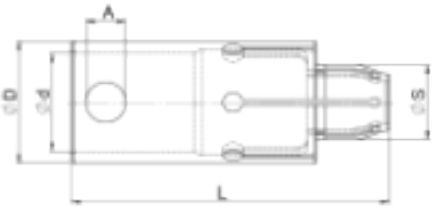

Artikel-Nr. *article-no.*	D	d	A	L	S
D25SP 15.0-MBL	25	20	8	65	15

Spanndorne / Innenspannhülsen für Rohre INDEX MS

Bar Feed Collets for Internal Gripping INDEX MS

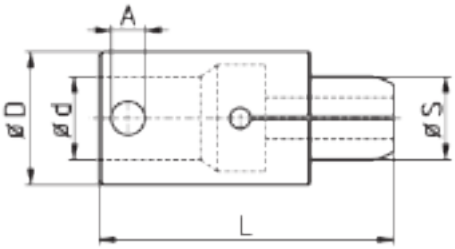

Spanndorn - *Internal gripper collet*

Artikel-Nr. *article-no.*	Index *Orig. Nr.*	Schieber *feeder*	D / D2**	S	A	d	L	Maschine machine
D104522 8.0 SP	927434.1232	12	10,3	8	4	8	45	MS22 / MS40
D104532 8.0 SP	927535.1231	12	10,3	8	4	8	45	MS32
D104640 8.0 SP	927434.1233	12	10,3	8	4	8	46	MS22 / MS32 / MS40
D164522 15.0 SP	927535.1831	18	16	15	6	11	45	MS22 / MS32 / MS40
D164632 15.0 SP	927535.1841	18	16	15	6	11	46,5	MS22 / MS32 / MS40
D184552 15.0 SP	927934.1832	18	18	15	6	11	45	MS52
D197040 15.0 SP	927434.2332	23	19	15	8	14	70	MS40
D196640 15.0 SP	927434.2333	23	19	15	8	14	66,5	MS40
D226632 15.0 SP	927535.2531	25	22	15	8	15	66,5	MS32
D246052 15.0 SP		25	24	15	8	20	60	MS32
D246052 20.0 SP		25	24	20	8	20	60	MS32
D246052 15.0 SP		25	24	15	8	20	60	MS32
D246052 20.0 SP		25	24	20	8	20	60	MS32
D277040 15.0 SP	927434.3232	32	27	15	8	20	70	MS40
D276140 15.0 SP	927434.3233	32	27	15	8	20	61	MS40
D327052 20.0 SP	927934.3232	32	32	20	8	20	70	MS52
D427052 20.0 SP	927934.4232	42	42	20	8	20	70	MS52
D427052 30.0 SP		42	42	30	8	20	70	MS52
D497052 35.0 SP		52	49	35	8	20	70	MS52
D497052 38.0 SP		52	49	38	8	20	70	MS52
D497052 45.0 SP		52	49	45	8	20	70	MS52
D1845IMS52 15.0 SP		18	18	15	6	11	45	
D3270IMS52 20.0 SP		32	32	20	8	20	70	
D4070IMS52 27.0 SP		42	40	27	8	20	70	
D4270IMS52 20.0 SP		42	42	20	8	20	70	

Passende Lagerungen auf Seite 43

Matching revolving ends on page 43

Empfohlen!
Recommended!

Spanndorne / Innenspannhülsen vulkanisiert

Bar Feed Collets for Internal Gripping vulcanized

Alle Spanndorn-Stahlausführungen auch vulkanisiert lieferbar

All steel-type bar feed collets for internal gripping also available vulcanized

Vorteile:	*advantages:*
1. Sehr gute Geräusch- und Schwingungsdämpfung	*1. Exellent noise and vibration damping*
2. Hohe Auszugskräfte	*2. High pull out strength*
3. Kein Auslaufen des Kühlschmierstoffes mehr	*3. No more problems with loss of coolant*
4. Kein Aufmaß auf den Nenndurchmesser	*4. No oversize to the nominal diameter*

Bei Bestellungen einfach "V" hinter die Artikel-Nr.

When ordering simply "V" after the article number

Beispiele: - *examples:* ***D26SP 20,0 V***
TD45SP 35,0 V ***DX39SP 16,0 V***

Gummi Spannhülsen und Spanndorne (Rohlinge)

Rubber-Fix Bar Feed Collets and Collets for Internal Gripping (Blanks)

Notfall-Spannhülse
Emergency Collet

Besonders geeignet für Entlademagazine

Especially suitable for unloading systems

Vorteile:	*advantages:*
1. Als Notfall-Spannhülsen / Spanndorne (beliebiges Abdrehen oder Aufbohren auf Wunschmaß)	*1. Useable as emergency version for sizing by customer*
2. Sehr gute Geräusch- und Schwingungsdämpfung	*2. Excellent noise and vibration damping*
3. Hohe Auszugskräfte	*3. High pull out strength*
4. Auch für 6-kt Material einsetzbar	*4. Also useable for hexagonal material*
5. Kein Auslaufen des Kühlschmierstoffes mehr	*5. No more problems with loss of coolant*
6. Großer Spannbereich - ca. 0,3 mm	*6. Larger clamping range, about 0,3 mm*
7. Kein ungewolltes Öffnen von Spannsegmenten durch Zentrifugalkräfte	*7. No loss of gripping power with high centrifugal forces*
8. **Kein Zerkratzen empfindlicher Oberflächen (Schmuck + Medizintechnik)**	*8.* **No scratching of sensitive surfaces (jewelry + medical industry)**

Gummi-Spannhülsen
Rubber-Fix Bar Feed Collets

Maße wie Stahlausführungen
Same dimensions as steel-types

D	TD	DI	DX
Artikel-Nr. *article-no.*			
D07G	TD25G	DI12G	DX19G
D10G	TD30G	DI15G	DX20G
D12G	TD32G	DI16G	
D15G	TD36G	DI20G	
D16G	TD38G	DI25G	
D18G	TD40G	DI30G	
D20G	TD42G	DI32G	
D22G	TD45G	DI42G	
D23G	TD50G		
D25G	TD60G		
D28G	TD65G		
D30G			
D32G			
D35G			
D36G			
D42G			

Artikel-Nr. mit Nennmaß ergänzen - z.B. TD32G 10,0

Gummi-Spanndorne
Rubber-Fix Bar Feed Collets for Internal Gripping

Maße wie Stahlausführungen
Same dimensions as steel-types

D	TD	DI	DX
Artikel-Nr. *article-no.*			
D10SPG	TD25SPG	DI12SPG	
D12SPG	TD30SPG	DI15SPG	
D15SPG	TD32SPG	DI16SPG	
D16SPG	TD36SPG	DI20SPG	
D20SPG	TD42SPG	DI22SPG	
D22SPG	TD50SPG	DI25SPG	
D25SPG		DI32SPG	
D32SPG		DI40SPG	
D35SPG			
D36SPG			
D42SPG			

When ordering simply the nominal size after the article number - e.g. TD32G 10,0

Unsere Spannhülsenlagerungen sind alle kugelgelagert --- dadurch maximal spielfrei mit super präziser Führung!

Our revolving ends for bar feeders are all mounted with ball bearings --- thereby maximum free of play and super precise guidance!

Drehende Enden
für manuellen Stangenvorschub / Hydraulikrohre

Revolving Ends
for Manual Bar Feeders

	Artikel-Nr. *article-no.*	D	M	L
*	ESB0450	4,5	M3,5	35
*	ESB0550	5,5	M4	46
	ESB0700	7	M5	52
*	ESB0750	7,5	M5	44
*	ESB0800	8	M5	48
*	ESB0850	8,5	M5	52
*	ESB0850L	8,5	M5	73
*	ESB1000	10	M6	49
*	ESB1100	11	M6	49
	ESB1200	12	M6	49
*	ESB1400	14	M10	80
*	ESB1408	14	M8	80
*	ESB1500	15	M10	80
*	ESB1508	15	M8	80
*	ESB1600	16	M10	80
*	ESB1608	16	M8	80
*	ESB2000	20	M10	88
*	ESB2500	25	M12	108
*	ESB2800	28	M12	108
*	ESB3000	30	M12	108
*	ESB3200	32	M12	108
*	ESB3600	36	M12	108

* **Ausverkaufsartikel** * ***sellout article***

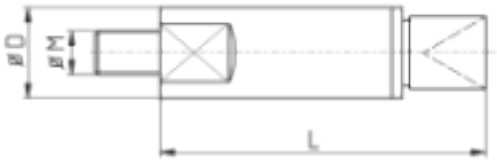

Kopf der Lagerung nur beispielhaft
Head of the revolving end only exemplified

Spannhülsenlagerungen
D7 für IEMCA Lademagazine

Revolving Ends
D7 for IEMCA Bar Feeders

Artikel-Nr. article-no.
SPHLD07I

für FMB, IEMCA, BREUNING IRCO,TRAUB
Lademagazine

for FMB, IEMCA, BREUNING IRCO,TRAUB
Bar Feeders

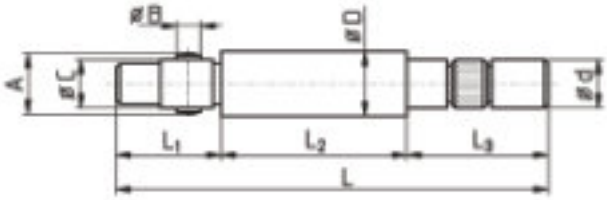

Artikel-Nr. *article-no.*	d	D	A	B	C	L1	L2	L3	L
SPHLD10IR (special)	8	10,0	9,8	4	7	26,5	43,5	30	100
SPHLD105IR (special)	8	10,5	9,8	4	7	26,5	43,5	30	100
SPHLD10	8	10	9,8	4	7	26,5	43,5	30	100
SPHLD12	8	12,3	11,8	4	8	26,5	43,5	30	100
SPHLD13	8	13	11,8	4	8	26,5	43,5	30	100
SPHLD15	12	15	14,8	6	11	26,5	43,5	30	100
SPHLD16	12	16	15,8	6	11	26,5	43,5	30	100
SPHLD18	12	18	17,8	6	11	26,5	43,5	30	100
SPHLD20	17	20	19,8	8	14	40,5	45,5	30	116
SPHLD22	17	22	21,8	8	14	40,5	45,5	30	116
SPHLD23	17	23	21,8	8	14	40,5	45,5	30	116
SPHLD25	20	25	24,8	8	20	43	46	30	119
SPHLD28	20	28	24,8	8	20	43	46	30	119
SPHLD30	20	30	29,8	8	20	43	46	30	119
SPHLD32	20	32	31,8	8	20	43	46	30	119
SPHLD36	20	36	35,8	8	20	43	46	30	119
SPHLD42	20	42	35,8	8	20	43	46	30	119
SPHLD52	20	52	35,8	8	20	43	46	30	119

Spannhülsenlagerungen
für LNS Mini-Sprint S2

Revolving Ends
for LNS Mini-Sprint S2

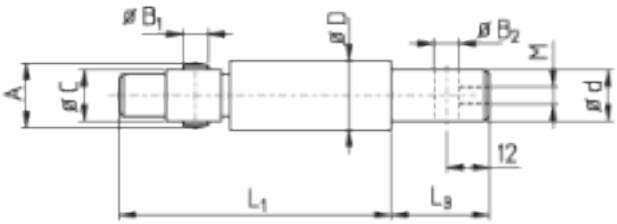

Artikel-Nr. *article-no.*	d	D	A	B1/ B2	C	L1	L3	M
SPHL10LNS	8	10	10	4	7	67	30	M4
SPHL12LNS	8	12	12	4	8	67	30	--
SPHL15LNS	12	15	15	6	11	67	30	M5
SPHL18LNS	12	18	18	6	11	70	30	M5
SPHL20LNS	17	20	20	8	14	81	30	M8
SPHL25LNS	20	25	25	8	20	85,5	30	M8
* SPHL36LNS	30	36	36	8 / --	20	158	40	--
* SPHL50LNS	42	50	--	--	20	158	50	--

*** Ausverkaufsartikel**

**** sellout article***

"TURBO"
für FMB, LNS, BREUNING IRCO Lademagazine

"TURBO"
for FMB, LNS, BREUNING IRCO Bar Feeders

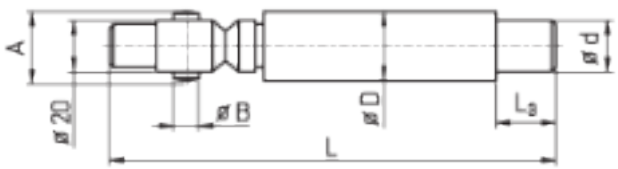

	Artikel-Nr. *article-no.*	d	D	A	B	L3	L
	SPHLTD25 *	20	25	24,8	8	40	197
*	SPHLTD28 *	25	28	25,8	8	40	197
	SPHLTD30 *	25	30	25,8	8	40	197
	SPHLTD32 *	25	32	31	8	40	197
*	SPHLTD34 *	30	34	31	8	40	197
	SPHLTD36 *	30	36	35	8	40	207
*	SPHLTD38	30	38	-	-	40	207
*	SPHLTD40	33	40	-	-	50	207
	SPHLTD42	33	42	-	-	50	207
*	SPHLTD45	33	45	-	-	50	207
*	SPHLTD50	42	50	-	-	50	207
*	SPHLTD60	51	60	-	-	75	232
	SPHLTD63	51	63	-	-	75	232
	SPHLTD65	51	65	-	-	75	232

* Verwendbar für Spannhülsen "Turbo" und mit Querstift
* Ausverkaufsartikel

* *Useable for bar feeder collets"Turbo" and pinned type*
* *sellout article*

"TURBO"
für TORNOS Lademagazine

"TURBO"
for TORNOS Bar Feeders

Artikel-Nr. *article-no.*	d	D	A	B	L3	L
SPHLTR32	22	32	31	8	30	192
SPHLTR36	25	36	35	8	30	192

für TORNOS, ROBOBAR
Lademagazine

for TORNOS, ROBOBAR
Bar Feeders

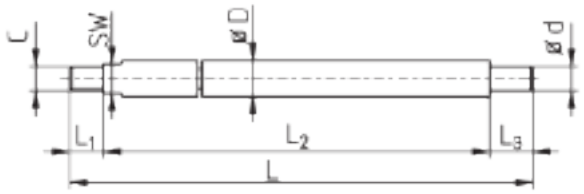

Bild 1

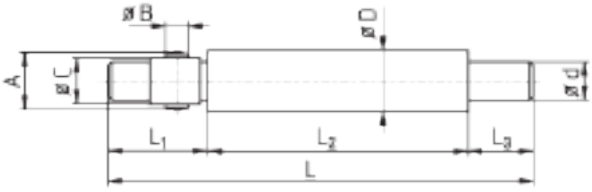

Bild 2

Artikel-Nr. *article-no.*	d	D	A	B	C	L1	L2	L3	L	Bild *picture*
SPHLD05R	M3	5,5	-	-	M4	7	78	8	93	1
SPHLD07R	5	7,5	-	-	M5	7	78	16	101	1
SPHLD10R	7	10,5	9,8	4	7	27	73	16	116	2
SPHLD12R	8	12	11,8	4	8	28	72	16	115	2
SPHLD16R	10	16	15,5	6	11	26	116	16	158	2
SPHLD18R	10	18	17,8	6	11	28	116	16	159	2
SPHLD21R	14	20,5	19,8	8	14	40	110	20	169	2
SPHLD25R	20	25	24,8	8	20	42	117	22	181	2
* SPHLD26R	20	26	24,8	8	20	43	114	22	179	2

*** Ausverkaufsartikel** **** sellout article***

für CAV Lademagazine

for CAV Bar Feeders

Artikel-Nr. *article-no.*
SPHL15CAV

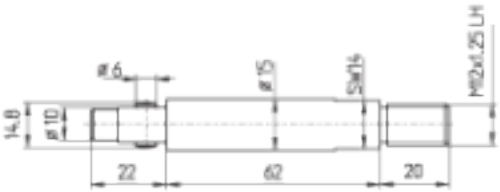

für FEDEK Lademagazine / LNS ASIA

for FEDEK Bar Feeders / LNS ASIA

Artikel-Nr. *article-no.*
* SPHL15FED

*** Ausverkaufsartikel** **** sellout article***

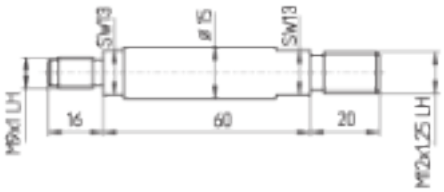

für BECHLER, TORNOS
Lademagazine

for BECHLER, TORNOS
Bar Feeders

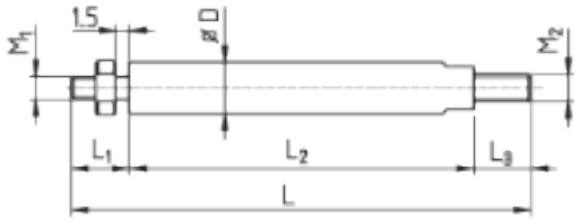

Artikel-Nr. *article-no.*	D	M1	M2	L1	L2	L3	L	Lademagazin *bar feeder*
SPHLD10B1	10	M5	M6	14	68	14	96	BECHLER
SPHLD10B2	10	M5	M6	15	56	14	85	BECHLER
ERB0760	7	M4	M5	11,5	39,5	9	60	BECHLER
ERT0450	4,5	M3	M3 **	9	54	8 **	62	TORNOS
ERT0550	5,5	M3	M3 **	8	55	8 **	63	TORNOS
ERT0700	7	M4	M5	11,5	41,5	10	64	TORNOS
ERT0750	7,5	M4	M5	11	42	10	64	TORNOS
ERT0850	8,5	M5	M5	12	41,5	10	63,5	TORNOS
ERT1050	10,5	M6	M6	14	45	11	70	TORNOS

** Innengewinde

** *internal thread*

für GAUTHIER, IEMCA, LNS
Lademagazine

for GAUTHIER, IEMCA, LNS
Bar Feeders

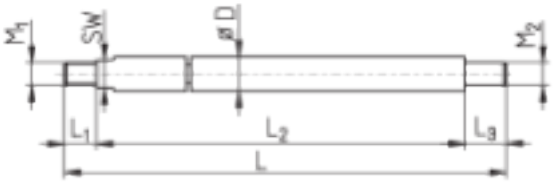

Artikel-Nr. *article-no.*	D	M1	M2	SW	L1	L2	L3	L	Lademagazin *bar feeder*
SPHLD05GS	5,0	M4	M4	4	7	72,5	10,5	91	GAUTHIER / IEMCA
SPHLD05G *	5,5	M4	M4	4	7	73,5	10	91	GAUTHIER / IEMCA
SPHLD07GS	7,0	M5	M5	6	7	79	11	97	GAUTHIER
SPHLD07G *	7,5	M5	M5	6	7	79	11	97	GAUTHIER
SPHLD07SLNS	7,0	M4	M5	6	8	118	11	131	LNS Mini Sprint
SPHLD07LNS *	7,5	M4	M5	6	8	115	8	131	LNS Mini Sprint
SPHLD12LNS	12	M6	M6	9				72	LNS Mini Sprint

* Standardausführung für Kanal D5 bzw. D7

* *Standard version for channel D5 resp. D7*

für TRAUB, FMB
Lademagazine

for TRAUB, FMB
Bar Feeders

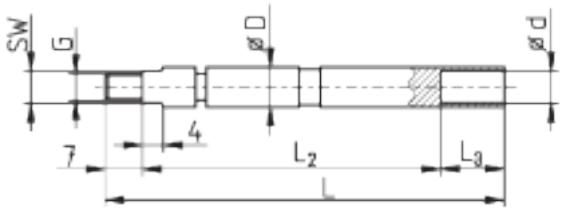

Bild 1

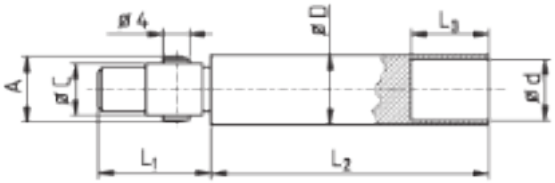

Bild 2

	Artikel-Nr. *article-no.*	D	Bild *picture*	G	d	SW	L2	L3	L	Lademagazin *bar feeder*
*	SPHLD05T	5,5	1	M4	4,5	4	56	12	75	TRAUB / FMB
	SPHLD07T	7,5	1	M5	6,5	6	63	15	85	TRAUB / FMB

* Ausverkaufsartikel

** sellout article*

Artikel-Nr. *article-no.*	D	Bild *picture*	A	C	d	L2	L3	L	Lademagazin *bar feeder*
SPHLD10T	10	2	9,9	7	9	24	61	18	TRAUB
SPHLD12T	12	2	11,9	8	11	24	61,5	18	TRAUB

für IEMCA Lademagazine

for IEMCA Bar Feeders

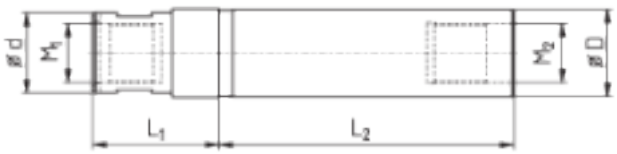

	Artikel-Nr. *article-no.*	D	d	L1	L2	M1	M2
*	SPHLDI25	25	23	40	81	M17x1	M17x1
*	SPHLDI30	30	30	49	91	M25x1,5	M20x1
*	SPHLDI40	40	45	51	114	M25x1,5	Ø 30
*	SPHLDI65	65	39	41	219	M25x1,5	M50x2 (außen / external)

* Ausverkaufsartikel

** sellout article*

für IEMCA, EDGE, BOSS
Lademagazine

for IEMCA, EDGE, BOSS
Bar Feeders

Bild 1

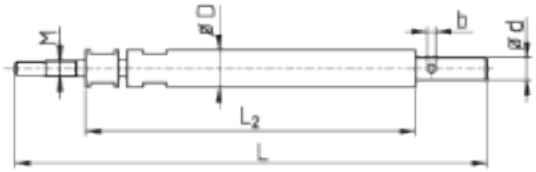

Bild 2

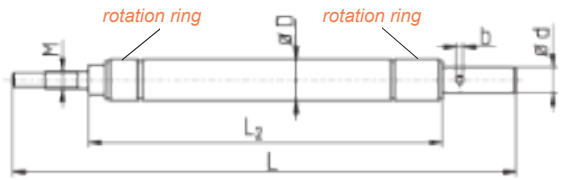

Bild 3

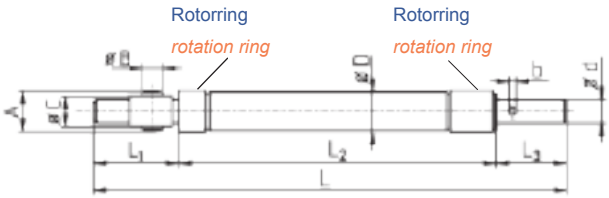

Bild 4

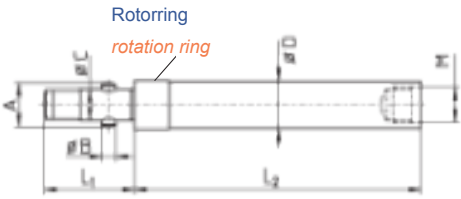

	Artikel-Nr. *article-no.*	D	Bild *picture*	d	L2	L	M	b	
	SPHLI12	12	1	8	109	172	M7x0,75	3	**Für Spannhülsen DI original IEMCA** *For bar feed collets original IEMCA*
*	SPHLI15	15	2	12	132,5	195	M8x1	4	
*	SPHLI16	16	2	12	132,5	195	M8x1	4	
*	SPHLI18	18	2	12	132,5	195	M8x1	4	
*	SPHLI19	19	2	12	132,5	195	M8x1	4	
	SPHLI20	20	2	14	132,5	210	M10x1	4	
	SPHLI23	23	2	14	132,5	210	M10x1	4	
*	SPHLI25	25	2	14	132,5	210	M10x1	4	
*	SPHLI27	27	2	17	132,5	210	M10x1	5	

	Artikel-Nr. *article-no.*	D	Bild *picture*	d	M	L1	L2	L3	L	A	B	C	b	
*	SPHL12IE	12	3	8	--	27	113	30		12	4	8	3	**Für Spannhülsen mit Querloch** *For bar feed collets pinned type*
*	SPHL15IE	15	3	12	--	26	127	35		15	6	11	4	
*	SPHL16IE	16	3	12	--	26	127	35		16	6	11	4	
*	SPHL18IE	18	3	12	--	26	127	35		18	6	11	4	
*	SPHL20IE	20	3	14	--	40	125	35		20	8	14	--	
*	SPHL23IE	23	3	14	--	37	125	33		20	8	14	--	
	SPHL12IE-S *	12	4	--	M9 x 1L	26	83	--		12	4	8	--	
	SPHL15IE-S *	15	4	--	M12 x 1L	28	98	--		15	6	11	--	
	SPHL18IE-S *	18	4	--	M15 x 1L	28	98	--		18	6	11	--	
	SPHL23IE-S *	23	4	--	M18 x 1L	40	93	--		23	8	14	--	
	SPHL25IE-S *	25	4	--	M22 x 1L	40	99	--		25	8	20	--	
*	SPHL36IE-S *	36	4	--	M30 x 1L	41,5	128,5	--		36	8	20	--	

*** für IEMCA SIR Mehrspindler**
*** Ausverkaufsartikel**

**** for IEMCA SIR multispindle bar feeder***
**** sellout article***

für INDEX MBL
Lademagazine

for INDEX MBL
Bar Feeders

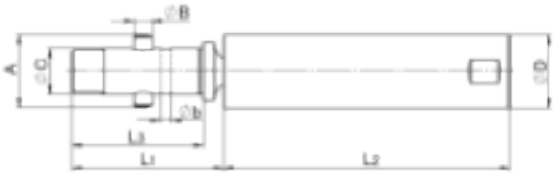

Artikel-Nr. *article-no.*	A	B	C	D	b	L1	L2	L3
SPHL18MBL	17,8	6	11	18	4	48	100,5	42,9
SPHL23MBL	21,8	8	14	23	4	66,6	94,5	59,6
SPHL32MBL	31,6	8	20	32	5	66	124,5	57

für IEMCA, CUCCHI
Lademagazine

for IEMCA, CUCCHI
Bar Feeders

IEMCA						
	Artikel-Nr. *article-no.*	D	L	F	d	Bild *picture*
	V516.007	7,5	126	M6x0,75	M5x0,5	1
	V516.010	10	113	M8x1	M6x0,75	1
	V516.012	12	116	M10x1	M7x0,75	1
	V516.015	15	121	M12x1,5	M8x1	1
*	V516.020	20	133	M14x1,5	M10x1	1
*	V516.025	25	133	M14x1,5	M10x1	1
*	V516.030	30	135	M14x1,5	M10x1	1

* Ausverkaufsartikel — * *sellout article*

CUCCHI						
	Artikel-Nr. *article-no.*	D	L	F	d	Bild *picture*
*	V517.012	12	107	M8x1,25	M7x0,75	2
*	V517.014	14	107	M10x1,5	M8x1	2
*	V517.019	19	118	M12x1,75	M10x1	2
*	V517.040	40	61	M28x1,5	M25x1,5	3

* Ausverkaufsartikel — * *sellout article*

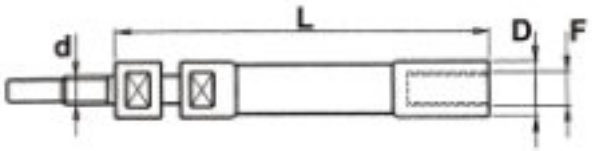

Bild 1

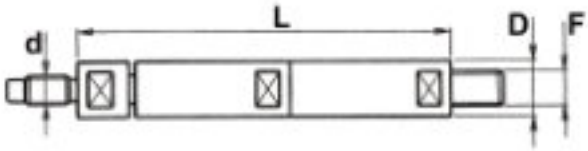

Bild 2

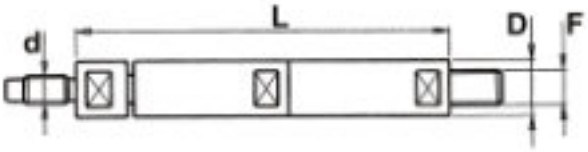

Bild 3

Werkzeugspannung
Tool Clamping

ER-Spannzangen DIN 6499 B

ER-Collets ISO 15488

Rundlaufgenauigkeit 10 µm
Runout Accuracy 10 µm

Zange ER /Artikel-Nr. *collet ER / article-no.*	stg. *step*
ER08 (4004E) 1,0 - 5,0 *1/16", 1/8", 3/16"*	0,5
ER11 (4008E) 1,0 - 7,0 *1/16", 3/32", 1/8", 5/32", 3/16", 7/32", 1/4"*	0,5
* **ESX12** (424E) 1,0 - 7,0	0,5
ER16 (426E) 1,0 - 10,0 *1/16", 3/32", 1/8", 5/32", 3/16", 7/32", 1/4", 9/32", 5/16", 11/32", 3/8",13/32"*	0,5
ER20 (428E) 1,0 - 13,0 *1/8", 3/16", 1/4", 5/16", 3/8", 7/16", 1/2"*	0,5

Zange ER / Artikel-Nr. collet ER / article-no.	stg. *step*
ER25 (430E) 1,0 - 16,0 *1/8", 3/16", 1/4", 5/16", 3/8", 7/16", 1/2", 9/16",5/8"*	0,5
ER32 (470E) 2,0 - 20,0 *1/8", 3/16", 1/4", 5/16", 3/8", 7/16", 1/2", 9/16", 5/8", 11/16", 3/4", 13/16"*	0,5
ER40 (472E) 3,0 - 10,0	0,5
11,0 - 26,0	1,0
3/16", 1/4", 5/16", 3/8", 7/16", 1/2", 9/16", 5/8", 11/16", 3/4", 13/16", 7/8", 1"	

* **Ausverkaufsartikel**

* *sellout article*

ER-Spannzangen DIN 6499 B, HP
Hochpräzision

ER-Collets ISO 15488, HP
High Precision

Rundlaufgenauigkeit 5 µm
Runout Accuracy 5 µm

Zange ER / Artikel-Nr. *collet ER / article-no.*	stg. *step*
ER08HP (4004E) 1,0 - 5,0 *1/16", 1/8", 3/16"*	0,5
ER11HP (4008E) 1,0 - 7,0 *1/16", 3/32", 1/8", 5/32", 3/16", 7/32", 1/4"*	0,5
ER16HP (426E) 1,0 - 10,0 *1/16", 3/32", 1/8", 5/32", 3/16", 7/32", 1/4", 9/32", 5/16", 11/32", 3/8",13/32"*	0,5
ER20HP (428E) 1,0 - 13,0 *1/8", 3/16", 1/4", 5/16", 3/8", 7/16", 1/2"*	0,5

Zange ER / Artikel-Nr. collet ER / article-no.	stg. *step*
ER25HP (430E) 1,0 - 16,0 *1/8", 3/16", 1/4", 5/16", 3/8", 7/16", 1/2", 9/16",5/8"*	0,5
ER32HP (470E) 2,0 - 20,0 *1/8", 3/16", 1/4", 5/16", 3/8", 7/16", 1/2", 9/16", 5/8", 11/16", 3/4", 13/16"*	0,5
ER40HP (472E) 3,0 - 10,0	0,5
11,0 - 26,0	1,0
3/16", 1/4", 5/16", 3/8", 7/16", 1/2", 9/16", 5/8", 11/16", 3/4", 13/16", 7/8", 1"	

ER-Spannzangen DIN 6499 B, UP
Ultrapräzision

ER-Collets ISO 15488, UP
Ultra Precision

Rundlaufgenauigkeit 2 µm
Runout Accuracy 2 µm

Zange ER / Artikel-Nr. *collet ER / article-no.*	stg. *step*
ER08UP (4004E) 1,0 - 5,0	0,5
ER11UP (4008E) 1,0 - 7,0	0,5
ER16UP (426E) 1,0 - 10,0	0,5
ER20UP (428E) 1,0 - 13,0	0,5

Zange ER / Artikel-Nr. collet ER / article-no.	stg. *step*
ER25UP (430E) 1,0 - 16,0	0,5
ER32UP (470E) 2,0 - 20,0	0,5
ER40UP (472E) 3,0 - 26,0	0,5

ER-Spannzangen DIN 6499 B
Übergrößen

ER-Collets ISO 15488
Oversized

Rundlaufgenauigkeit 12 µm
Runout Accuracy 12 µm

Zange ER / Artikel-Nr. *collet ER / article-no.*	stg. *step*
ER11 (4008E) 7,5 - 8,0	0,5
ER16 (426E) 10,5 - 12,0	0,5
ER20 (428E) 13,5 - 15,0	0,5

Zange ER / Artikel-Nr. *collet ER / article-no.*	stg. *step*
ER25 (430E) 16,5 - 20,0	0,5
ER32 (470E) 21,0 - 22,0	1
ER40 (472E) 27,0 - 30,0	1

ER-Spannzangen Mini
Spannzangen mit Mikrobohrung

ER-Collets Mini
Collets with Microbore

Zange ER / Artikel-Nr. *collet ER / article-no.*	Bohrung *bore*	stg. *step*
ER08MB 0.2-RE - ER08MB 0.9-RE	0,2 - 0,9	0,1
ER11MB 0.2-RE - ER11MB 0.9-RE	0,2 - 0,9	0,1
ER16MB 0.2-RE - ER16MB 0.9-RE	0,2 - 0,9	0,1

Bei allen Spannzangen:
Nicht über Nennmaß spannen
Möglichst die gesamte Spannlänge der Zange nutzen

For all collets:
Do not clamp collets over nominal size
If possible use total clamping length

ER-Zangensätze, Zangen DIN 6499 B

ER-Collet Sets ISO 15488

Zangensatz im Kasten
Collet-set in box

Rundlaufgenauigkeit 10 / 5 / 2 µm
Runout Accuracy 10 / 5 / 2 µm

Typ *type*	Rundlauf *runout*	Satz *set*	von-bis *range*	stg. *step*	Artikel-Nr. *article-no.*
ER08 (4004E)	10 µm	9-teilig / *pcs*	1,0 - 5,0	0,5	ZWTER08K
	5 µm				ZWTER08HPK
ER11 (4008E)	10 µm	13-teilig / *pcs*	1,0 - 7,0	0,5	ZWTER11K
	5 µm				ZWTER11HPK
	2 µm				ZWTER11UPK
ER16 (426E)	10 µm	10-teilig / *pcs*	1,0 - 10,0	1	ZWTER16K
	5 µm	10-teilig / *pcs*			ZWTER16HPK
	2 µm	6-teilig / *pcs*	3|4|5|6|8|10		ZWTER16UPK
ER20 (428E)	10 µm	12-teilig / *pcs*	2,0 - 13,0	1	ZWTER20K
	5 µm	12-teilig / *pcs*			ZWTER20HPK
	2 µm	7-teilig / *pcs*	3|4|5|6|8|10|12		ZWTER20UPK
ER25 (430E)	10 µm	15-teilig / *pcs*	2,0 - 16,0	1	ZWTER25K
	5 µm	15-teilig / *pcs*			ZWTER25HPK
	2 µm	7-teilig / *pcs*	4|6|8|10|12|14|16		ZWTER25UPK
ER32 (470E)	10 µm	18-teilig / *pcs*	3,0 - 20,0	1	ZWTER32K
	5 µm	18-teilig / *pcs*			ZWTER32HPK
	2 µm	8-teilig / *pcs*	4|6|8|10|12|14|16|20		ZWTER32UPK
ER40 (472E)	10 µm	23-teilig / *pcs*	4,0 - 26,0	1	ZWTER40K
	5 µm	23-teilig / *pcs*			ZWTER40HPK
	2 µm	12-teilig / *pcs*	4|6|8|10|12|14|16|20|22|24|25|26		ZWTER40UPK

*** nur noch Restbestände**

**** only remainders***

Abgedichtete ER-Spannzangen DIN 6499 A

Sealed ER-Collets ISO 15488

Rundlaufgenauigkeit 12 µm
Runout Accuracy 12 µm



Zange ER / Artikel-Nr. *collet ER / article-no.*	stg. *step*
ERS11 (4012E) 3,0 - 7,0	0,5
ERS16 (425E) 3,0 - 9,5	0,5
ERS16 (425E) 10,0 - 11,0	1
ERS20 (427E) 3,0 - 14,0	0,5

Zange ER / Artikel-Nr. *collet ER / article-no.*	stg. *step*
ERS25 (429E) 3,0 - 16,0	0,5
ERS25 (429E) 18,0 / 20,0	
ERS32 (469E) 3,0 - 20,0	1
ERS40 (471E) 3,0 - 26,0	1

Bis 60 bar
Zollmaße lieferbar

Up to 60 bar
Inch sizes also available

Abgedichtete ER-Spannzangen DIN 6499 A, HP

Hochpräzision - 5 µm Rundlauf

Sealed ER-Collets ISO 15488, HP

High Precision - 5 µm Runout Accuracy

Artikel-Nr. *article-no.*	Zange *type*	Ø d	stg. *step*
ERS16HP (425E)	ER16	3,0 - 10,0	1
ERS20HP (427E)	ER20	3,0 - 12,0	1
ERS25HP (429E)	ER25	3,0 - 14,0	0,5
ERS32HP (469E)	ER32	3,0 - 18,0	1
ERS40HP (471E)	ER40	6,0 - 22,0 / 25,0	2

Bis 60 bar
Nur für Werkzeugschäfte ohne Spannfläche

Up to 60 bar
Only for tools without clamping flat

Abgedichtete ER-Spannzangen DIN 6499 A, UP

Ultrapräzision - 2 µm Rundlauf

Sealed ER-Collets ISO 15488, UP

Ultra Precision - 2 µm Runout Accuracy



Artikel-Nr. *article-no.*	Zange *type*	Ø d	stg. *step*
ERS16UP (425E)	ER16	3,0 - 10,0	1
ERS20UP (427E)	ER20	3,0 - 12,0	1
ERS25UP (429E)	ER25	3,0 - 14,0	0,5
ERS32UP (469E)	ER32	3,0 - 18,0	1
ERS40UP (471E)	ER40	6,0 - 22,0 / 25,0	2

Bis 60 bar
Nur für Werkzeugschäfte ohne Spannfläche

Up to 60 bar
Only for tools without clamping flat

Bei allen Spannzangen:
Nicht über Nennmaß spannen
Möglichst die gesamte Spannlänge der Zange nutzen

For all collets:
Do not clamp collets over nominal size
If possible use total clamping length

ER-Spannzangen DIN 6499 A
mit Kühlmittelbohrungen

ER-Collets ISO 15488
for Coolant Through Spread Holes

- **Der Kühlmittelaustritt ist nahe am Schaft des Werkzeugs**

  The coolant flow is directly next to the shank

- **Es sollten nur Werkzeugschäfte mit Nennmaß gespannt werden**

  Only clamp the nominal diameter

Rundlaufgenauigkeit 12 µm
Runout Accuracy 12 µm

Artikel-Nr. *article-no.*	Zange *collet*	Ø d	stg. *step*
ERS11JET	ER11	3,0 - 7,0	0,5
ERS16JET	ER16	3,0 - 10,0	0,5
ERS20JET	ER20	3,0 - 12,0	0,5
ERS25JET	ER25	3,0 - 16,0	0,5
ERS32JET	ER32	3,0 - 20,0	1
ERS40JET	ER40	6,0 - 25,0	1

Zollmaße lieferbar ***Inch sizes also available***

Vorteil unseres Systems
Advantage of our system

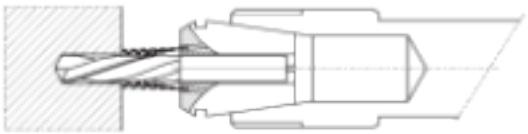

Der Kühlmittelstrahl bleibt am Werkzeug (z.B. Bohrer) und geht mit diesem in die Bohrung.

The coolant flow stays along the tool (e.g. drill) and spreads into the bore.

Zangen anderer Hersteller
collets of other suppliers

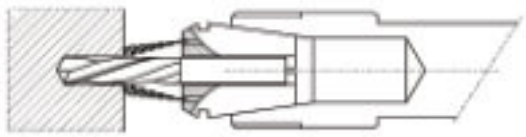

Kühlmittel trifft häufig auf die Front des Bauteils und kommt nicht in die Bohrung.

The coolant splashes to the wall of the working piece and moves not into the bore.

Bei allen Spannzangen:
Nicht über Nennmaß spannen
Möglichst die gesamte Spannlänge der Zange nutzen

For all collets:
Do not clamp collets over nominal size
If possible use total clamping length

ER-Spannzangen DIN 6499 A
metallisch abgedichtet

ER-Collets ISO 15488
metallic sealed

Artikel-Nr. *article-no.*	Zange *collet*	Ø d	stg. *step*
ERS11MD	ER11	3,0 - 6,0	1,0
ERS16MD	ER16	2,0 - 12,0	0,5
ERS20MD	ER20	2,0 - 14,0	1,0
ERS25MD	ER25	3,0 - 16,0	1,0
ERS32MD	ER32	3,0 - 20,0	1,0
ERS40MD	ER40	6,0 - 20,0 25,0 + 26,0	2,0

Rundlaufgenauigkeit 8 µm
Runout Accuracy 8 µm

Bis 120 bar
Up to 120 bar

Auch als HP (5 µm) + UP (2 µm) lieferbar.
HP (5 µm) + UP (2 µm) also available.

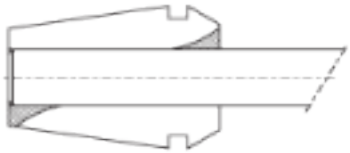

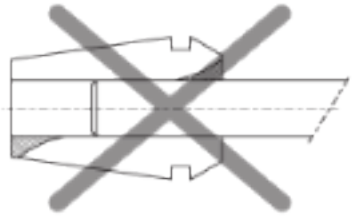

Das Werkzeug muss mindestens bündig oder tiefer in die Spannzange eingeführt werden!
The tool must be inserted flush or deeper in the collet!

Nicht über Nennmaß spannen

Clamp only nominal size

Achtung! Abdichtung nur gewährleistet wenn Konus der Aufnahme nach DIN6499/ ISO15488 gefertigt wurde.

Please note! Sealing is only guaranteed when the cone of the holder is manufactured according to DIN6499/ISO15488.

ER-Sealing Plug (polyamid)

ER-Sealing Plug (poliamide)

Artikel-Nr. *article-no.*
ER08Plug
ER11Plug
ER16Plug
ER20Plug
ER25Plug
ER32Plug
ER40Plug

Gewindebohrerspannzangen DIN 6499 A
mit Vierkantmitnahme

Tapping Collets ISO 15488
with Internal Driver Square

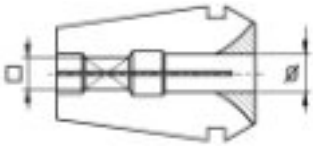

Artikel-Nr. *article-no.*	Ø / □
* ERG08	*2,2/1,8; *2,5/2,1; *2,8/2,1; *3,5/2,7 *4,0/3,0
* ERG11	*2,5/2,1; *3,5/2,7; *4,0/3,2; *4,5/3,4; *5,0/4,0; *5,5/4,5;
ERG16	2,5/2,1; 2,8/2,1; 3,5/2,7; 4,0/3,2; 4,5/3,55; 5,0/4,0; 5,5/4,3; 6,0/5,0; 7,0/5,5; 8,0/6,3; 9,0/7,1; 10,0/8,0
ERG20	2,8/2,25; 3,5/2,7; 4,0/3,2; 4,5/3,55; 5,0/4,0; 5,5/4,5; 6,0/4,9; 7,0/5,5; 8,0/6,3; 9,0/7,1; 10,0/8,0; 11,0/9,0; 12,0/9,0
ERG25	*2,5/2,1; 2,8/2,1; 3,5/2,7; 4,0/3,2; 4,5/3,55; *5,0/4,0; *5,5/4,3; 6,0/5,0; *6,3/5,0; 7,0/5,5; 8,0/6,3; 9,0/7,1; 10,0/8,0; 11,0/9,0; 12,0/9,0; 14,0/11,2; 15,0/12,0; 16,0/12,5
ERG32	4,0/3,2; 4,5/3,55; 5,0/4,0; 5,5/4,3; 6,0/4,9; 7,0/5,5; 8,0/6,3; 9,0/7,1; 10,0/8,0; 11,0/9,0; 12,0/9,0; 14,0/11,2; *15,0/12,0; 16,0/12,5; 18,0/14,5; 20,0/16,0
ERG40	4,5/3,55; 6,0/4,9; 7,0/5,5; 8,0/6,3; 9,0/7,1; 10,0/8,0; 11,0/9,0; 12,0/9,0; 14,0/11,2; 16,0/12,5; 18,0/14,5; 20,0/16,0 22,0/18,0;

*** Ausverkaufsartikel** **** sellout article***

Gewindebohrerspannzangen DIN 6499 A
mit Vierkantmitnahme, abgedichtet

Sealed Tapping Collets ISO 15488
with Internal Driver Square

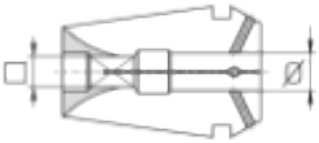

Artikel-Nr. *article-no.*	Ø / □
ERGS16 (4031E)	4,0/3,0; 4,5/3,4; 5,0/4,0; 5,5/4,3; 6,0/4,9; 7,0/5,5
ERGS20 (4276E)	4,0/3,0; 4,5/3,4; 5,0/4,0; 5,5/4,3; 6,0/4,9; 7,0/5,5; 8,0/6,2; 9,0/7,0; 10,0/8,0
ERGS25 (4282E)	4,0/3,0; 4,5/3,4; 5,0/4,0; 5,5/4,3; 6,0/4,9; 7,0/5,5; 8,0/6,2; 9,0/7,0; 10,0/8,0; 11,0/9,0; 12,0/9,0
ERGS32 (4537E)	4,0/3,0; 4,5/3,4; 5,0/4,0; 5,5/4,3; 6,0/4,9; 7,0/5,5; 8,0/6,2; 9,0/7,0; 10,0/8,0; 11,0/9,0; 12,0/9,0; 14,0/11,0; 16,0/12,0
ERGS40 (4716E)	6,0/4,9; 7,0/5,5; 8,0/6,2; 9,0/7,0; 10,0/8,0; 11,0/8,0; 12,0/9,0; 14,0/11,0; 16,0/12,0; 18,0/14,5; 20,0/16,0

Bis 60 bar ***Up to 60 bar***

Bei allen Spannzangen:
Nicht über Nennmaß spannen
Möglichst die gesamte Spannlänge der Zange nutzen

For all collets:
Do not clamp collets over nominal size
If possible use total clamping length

Spannzangen DIN 6499
mit pendelndem Ausgleich

Floating Reamer Collets ISO 15488

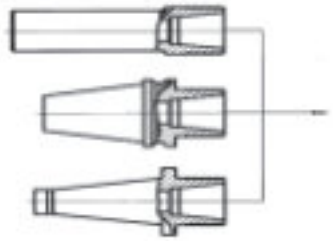

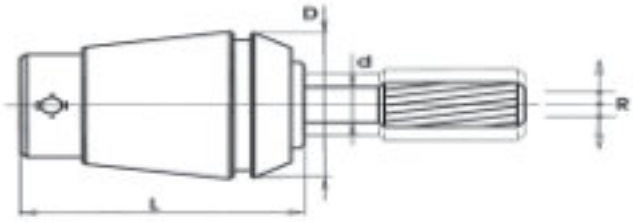

- **Spannzangen für schwimmende Halterung von Reibahlen und für starres Gewindebohren mit pendelndem Ausgleich**
- **Pendelnde Spannzangen ersetzen Pendelhalter**
- **Vorzugsweise Einsatz in angetriebenen Werkzeugen**

- ***Collets for floated clamping of reamers and for rigid tapping with floated adjustment***
- ***Floating collets replacing a floating holder***
- ***Particularly used with driven tools***

Artikel-Nr. *article-no.*	Zange *collet*	D	L	Pendelweg ges. *total amplitude* R *of floating*	Bereich - *range* d
ERP16	ER16	17	29	1	2 / 3 / 4 / 5 / 6 / 7 1,5 / 2,5 / 3,5 / 4,5 / *5,5 / 6,3
ERP20	ER20	21	32	1	*2 / *3 / *4 / *5 / *6 / *7 / *8 *1,5 / *2,5 / *3,2 / *3,5 / *3,55 / *4,5 / *5,5 / *7,1
ERP25	ER25	26	35	1,2	2 / 3 / 4 / 5 / 6 / 7 / 8 / 9 / 10 *2,5 / *3,2 / *3,55 / *4,5 / *5,5 / *5,6 / *6,3 / *7,1 / *8,5
ERP32	ER32	33	44	0,7	*3 / *4 / *5 / 6 / *7 / 8 / *9 / 10 / *11 / 12 / *13 / *14 / *4,5 / *6,3 / *12,3
ERP40	ER40	41	56	0,7	*6 / *7 / *8 / *9 / *10 / *13 / *15

Nur für IK bis 30 bar nutzbar

Only useable with coolant until 30 bar

Bei allen Spannzangen:
Nicht über Nennmaß spannen
Möglichst die gesamte Spannlänge der Zange nutzen
*** Ausverkaufsartikel**

For all collets:
Do not clamp collets over nominal size
If possible use total clamping length
**** sellout article***

Siehe auch Pendelhalter auf Seite 110

Find also Reamer Holders on page 110

Gewindebohrerspannzangen DIN 6499
mit Längenausgleich

Tapping Collets ISO15488
with Length Adjustment

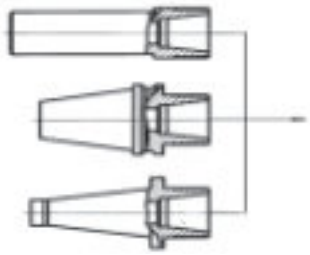

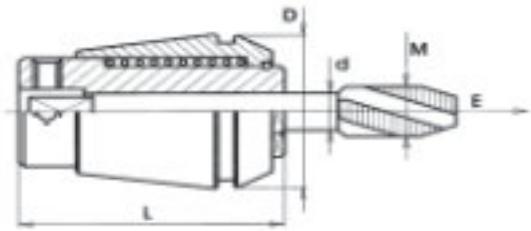

Mit Kerbverzahnung! Für besonders stabiles Gewindebohren
Höheres Drehmoment
Exaktere Führung

With Spline drive
Higher torque
Exact guiding

Artikel-Nr. *article-no.*	Zange *collet*	D	L	E	Bereich - *range* d
ETR11 *	ER11	11,5	23	5,5	*1,4 / *1,5 / *1,6 / *1,8 / *2 / *2,2 / 2,5 / 2,8 / 3 / 3,5 / *3,55 / 4 / 4,5
ETR16	ER16	17	27	7	2,2 / 2,5 / 2,8 / 3 / *3,15 / 3,5 / 4 / 4,5 / 5 / *5,5 / 6
ETR20	ER20	21	31	7	*2,0 / *2,2 / *2,5 / 2,8 / *3 / *3,15 / 3,5 / *3,55 / *4 / 4,5 / 5 / *5,5 / *5,6 / 6 / *6,2 / *6,3 / 7 / 8
ETR25	ER25	26	34	8	2,5 / 2,8 / 3 / *3,15 / 3,5 / *3,55 / 4 / 4,5 / *5 / 5,5 / *5,6 / 6 / *6,2 / *6,3 / 7 / *7,1/ 8 / 9 / 10
ETR32	ER32	33	44,5	10	*2,8 / *3,5 / *4,0 / 4,5 / *5 / *5,5 / *5,6 / 6 / *6,2 / *6,3 / 7 / *7,1 / 8 / *8,5 / 9 / 10 / 11 / *11,2 / 12 / *12,5 / *14
ETR40	ER40	41	54	13	*4,5 / *5,5 / *5,6 / 6 / *6,2 / *6,3 / 7 / 8 / 9 / 10 / *10,5 / 11 / *11,2 / 12 / *12,5 / 14 / *15 / 16 / *17

Rundlauf 15 µm
Wiederholgenauigkeit 10µm
*** Ausführung mit Sechskantführung**
∗ Ausverkaufsartikel

Runout Accuracy 15µm
Repeatability 10 µm
**** Type with hexagon guidance***
∗ sellout article

Siehe auch Gewindeschneidfutter auf Seite 121

Find Tap Holders on page 121

OZ-Zangen DIN 6388 A / B

OZ-Collets DIN 6388 A / B

Zangen Form A - Einfach geschlitzt *Collets type A - single slotted*		
Artikel-Nr. *article-no.*	Zange *collet*	OZ-Typ *OZ-type*
* 407E 1,0 - 12,0	407E	OZ 12
* 444E 2,0 - 25,0	444E	OZ 25
* 450E 4,0 - 32,0	450E	OZ 32

* Ausverkaufsartikel

** sellout article*

Zangen Form B - Doppelt geschlitzt *Collets type B - double slotted*		
Artikel-Nr. *article-no.*	Zange *collet*	OZ-Typ *OZ-type*
* 415E 1,0 - 16,0	415E	OZ 16
* 462E 2,0 - 25,5	462E	OZ 25
* 467E 4,0 - 32,0	467E	OZ 32

* Ausverkaufsartikel

** sellout article*

Bei allen Spannzangen:
Nicht über Nennmaß spannen
Möglichst die gesamte Spannlänge der Zange nutzen

For all collets:
Do not clamp collets over nominal size
If possible use total clamping length

ETS Zangen DIN 9499

ETS Collets DIN 9499

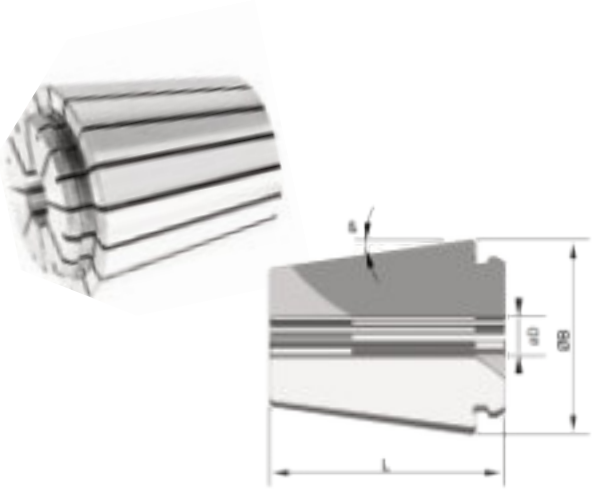

Artikel-Nr. *article-no.*	ØD	ØA	ØB	L	Rundlauf *Runout Accuracy*
ETS16	1 - 10	16	17	24	10 µm
ETS32	3 - 10	32	33	40	10 µm
	11 - 40	32	33	40	15 µm

Zangen System Erickson DA

Collets System Erickson DA

Spannzangen Erickson DA/DK *Collets Erickson DA/DK*		
Artikel-Nr. *article-no.*	Bereich - *range*	stg. *step*
DA180 / 419E	1,0 - 20,0	0,5
DA100 / 418E	2,0 - 15,0	0,5
DA200 / 417E	1,0 - 10,0	0,5
DA300 / 416E	1,0 - 6,5	0,5
DA-supra / 412E	1,0 - 4,0	0,25

Auch Zollmaße lieferbar — *Inch sizes also available*

Artikel-Nr. - Beispiele: **DA100 6,0 od. DA100 1/4"** *Article-no. - examples:*

Zangen Reihe 300 / 500

Collets Type 300 / 500

Zangen Typ 300 / 500 *Collets Type 300 / 500*		
Artikel-Nr. *article-no.*	Zange *collet*	stg. *step*
* 355E 2,5 - 25,0	355E	0,5
* 385E 1,5 - 26,0	385E	0,5
* 503E 4,0 - 12,0	503E	1
* 536E 4,0 - 20,0	536E	2

*** Ausverkaufsartikel** — ** sellout article*

Zangen Reihe 600

Collets Type 600

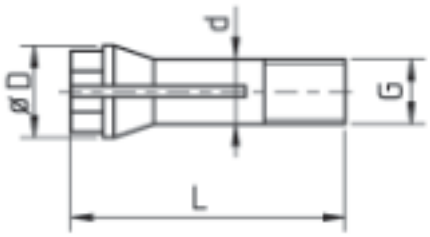

Zangen 6-kt-Kopf - Dreifach geschlitzt *Collets hexagon head - three slots*						
Zange / Artikel-Nr. *collet / article-no.*	Bereich *range*	stg. *step*	D	L	G	d
6023E	1,0 - 3,0	0,1	6,5	20	M5x0,6	5
6043E	1,0 - 4,0	0,1	8,5	26,5	M6x0,7	6
600E	1,0 - 4,0	0,1	9	28,5	M6x0,75	6
601E	1,0 - 6,0	0,1	11	33	M8x0,75	8
* 603E	1,0 - 6,0	0,5	11,5	30,5	M8x0,85	8
* 6314E	1,0 - 8,0	0,5	14	34	M10x0,75	10
* 635E	1,0 - 10,0	0,5	18	34	M12x0,75	12

4-kt-Kopf gegen Aufpreis — *Square head for extra charge*

*** Ausverkaufsartikel** — ** sellout article*

Zylindrische Spannzangen für Hydrodehnspannfutter

Straight collets for Hydraulic chucks

Zange / Artikel-Nr. *collet / article-no.*	ØD	ØD1	L
6 HS 12	3 - 10	12	47
6 HS 20	3 - 18	20	52,5
6 HS 32	6 - 25	32	63
6 HS 1905	1/8" - 5/8"	3/4"	52,5
6 HS 3175	1/4" - 1"	1 1/4"	63

Technische Daten

Rundlaufgenauigkeit < 0,003 mm
Präzisionsgeschliffene Oberfläche, Rz < 2,5

Technical features

Runout < 0,003 mm
Precision ground surfaces, Rz <2,5

Zylindrische Spannzangen für Hydrodehnspannfutter

Straight collets for Hydraulic chucks

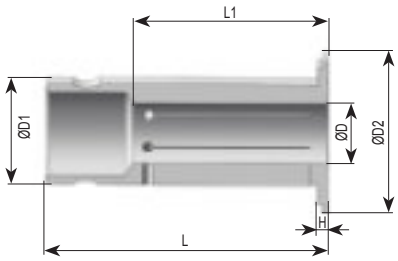

6 HS 12

6 HS 12

Artikel-Nr. *article-no.*	ØD	ØD1	ØD2	L	L1	H
6HS12.3	3	12	16,5	47	16	2
6HS12.4	4	12	16,5	47	16	2
6HS12.5	5	12	16,5	47	16	2
6HS12.6	6	12	16,5	47	24	2

Artikel-Nr. *article-no.*	ØD	ØD1	ØD2	L	L1	H
6HS12.7	7	12	16,5	47	24	2
6HS12.8	8	12	16,5	47	24	2
6HS12.9	9	12	16,5	47	24	2
6HS12.10	10	12	16,5	47	24	2

6 HS 20

6 HS 20

Artikel-Nr. *article-no.*	ØD	ØD1	ØD2	L	L1	H
6HS20.3	3	20	24	52,5	15	2
6HS20.4	4	20	24	52,5	22	2
6HS20.5	5	20	24	52,5	22	2
6HS20.6	6	20	24	52,5	27	2
6HS20.7	7	20	24	52,5	27	2
6HS20.8	8	20	24	52,5	30	2
6HS20.9	9	20	24	52,5	30	2
6HS20.10	10	20	24	52,5	37,5	2

Artikel-Nr. *article-no.*	ØD	ØD1	ØD2	L	L1	H
6HS20.11	11	20	24	52,5	37,5	2
6HS20.12	12	20	24	52,5	37,5	2
6HS20.13	13	20	24	52,5	37,5	2
6HS20.14	14	20	24	52,5	37,5	2
6HS20.15	15	20	24	52,5	37,5	2
6HS20.16	16	20	24	52,5	37,5	2
6HS20.17	17	20	24	52,5	37,5	2
6HS20.18	18	20	24	52,5	37,5	2

6 HS 32

6 HS 32

Artikel-Nr. *article-no.*	ØD	ØD1	ØD2	L
6HS32.6	6	32	35,5	63
6HS32.8	8	32	35,5	63
6HS32.10	10	32	35,5	63
6HS32.12	12	32	35,5	63

Artikel-Nr. *article-no.*	ØD	ØD1	ØD2	L
6HS32.14	14	32	35,5	63
6HS32.16	16	32	35,5	63
6HS32.20	20	32	35,5	63
6HS32.25	25	32	35,5	63

6 HS 1905

6 HS 1905

Artikel-Nr. *article-no.*	ØD	ØD1	ØD2	L	L1	H
6HS1905.0317	1/8"	3/4"	24	52,5	15	2
6HS1905.0635	1/4"	3/4"	24	52,5	27	2
6HS1905.0794	5/16"	3/4"	24	52,5	30	2

Artikel-Nr. *article-no.*	ØD	ØD1	ØD2	L	L1	H
6HS1905.0952	3/8"	3/4"	24	52,5	30	2
6HS1905.127	1/2"	3/4"	24	52,5	37,5	2
6HS1905.1587	5/8"	3/4"	24	52,5	37,5	2

6 HS 3175

6 HS 3175

Artikel-Nr. *article-no.*	ØD	ØD1	ØD2	L	H
6HS3175.0635	1/4"	1 1/4"	35,5	63	2
6HS3175.0794	5/16"	1 1/4"	35,5	63	2
6HS3175.0952	3/8"	1 1/4"	35,5	63	2
6HS3175.127	1/2"	1 1/4"	35,5	63	2

Artikel-Nr. *article-no.*	ØD	ØD1	ØD2	L	H
6HS3175.1587	5/8"	1 1/4"	35,5	63	2
6HS3175.1905	3/4"	1 1/4"	35,5	63	2
6HS3175.254	1"	1 1/4"	35,5	63	2

Zubehör
Accessories

Technische Informationen

Technical Information

④ **Montage der ER-Spannzangen und -muttern:**
Spannzange zuerst an der markierten Stelle der Mutter schräg mit der Nut in den Exzenterring der Mutter einhängen. In die entgegengesetzte Richtung kippen bis die Zange ganz einrastet. Eingerastete Zange zusammen mit der Mutter in den Halter einsetzen und wenn möglich mit einem Drehmoment-Schlüssel anziehen.

④ ***Assembling of ER-collets and nuts:***
Look for the marking first. Hook the collet into the eccentric ring of the nut first at marked point.
After hook in tilt the collet into opposite direction until the collet locks in place. Put the locked collet together with the nut on the holder and screw it down. If possible use a torque spanner.

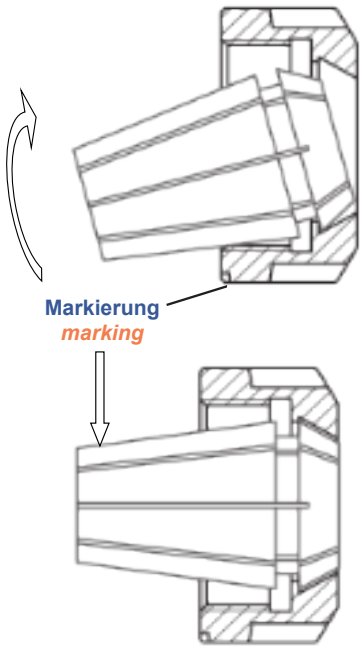

④ **Demontage:**
Die Zange in der abgeschraubten Mutter mit zusätzlichem Druck auf die Stirnseite in Richtung der Markierung der Mutter kippen, bis die Nut wieder ausrastet.

④ ***Disassembling:***
Unscrew the nut from the holder. Push the collet into the opposite direction of the marked point until the collet locks out.

④ **Achtung!**
Bei falscher Montage ist kein exakter Rundlauf gegeben. Die Montage einer nicht eingerasteten Mutter kann diese beschädigen.

④ ***Attention!***
If the collet is incorrectly assembled it will effect a bad runout accuracy. Assembling of an unlocked nut on the holder could damage it.

④ **Empfohlene Anzugsdrehmomente:**

④ ***Recommended tightening torque:***

Mutter / *nut*	Zange / *collet*	Ø [mm]	Drehmomente [Nm] *tightening torque*
UM/ER	ER11	1,0 - 7,0	18
	ER16	1	8
		1,5 - 3,5	20
		4 - 4,5	35
		5 - 10	55
	ER20	1	16
		1,5 - 6,5	40
		7 - 13	70
	ER25	1 - 3,5	24
		4 - 4,5	55
		5 - 17	90
	ER32	2 - 2,5	24
		3 - 4,5	70
		5 - 22	130
	ER40	3 - 26	200
ER..M	ER08	1 - 5	7 - 8
	ER11	1 - 2,9	8
		3 - 7	18
	ER16	1	8
		1,5 - 3,5	20
		4 - 10	28
	ER20	1	16
		1,5 - 13	35
	ER25	1 - 3,5	24
		4 - 17	40

Passende Drehmomentschlüssel s. S. 65

Torque wrenches page 65

ER Spannmuttern DIN 6499

ER Nuts ISO 15488

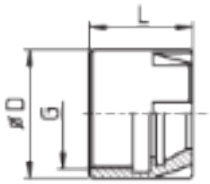

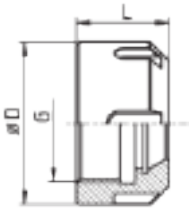

Artikel-Nr. *article-no.*	Max. Anzugsmoment *max. torque [Nm]*	D	L	G	Schlüssel *spanners*
ER08M	8	12	10,8	M10x0,75	E08M
ER11M	16	16	12	M13x0,75	E11M
ESX12M	16	17	14	M13x0,75	GS15
ER16M	24	22	18,4	M19x1	E16M
ER20M	28	28	19	M24x1	E20M
ER25M	32	35	20	M30x1	E25M
UM/ER11	24	19	11,3	M14x0,75	GS17
ESX12	24	19	14	M14x0,75	GS17
ER16M-HEX	28	25	18	M19x1	GS22
UM/ER16	56	28	17,5	M22x1,5	GS25
UM/ER20	80	34	19	M25x1,5	GS30
UX/ER16	56	32	17,5	M22x1,5	E16
UX/ER20	80	35	19	M25x1,5	E20
UM/ER25	104	42	20	M32x1,5	E25
UM/ER32	136	50	22,5	M40x1,5	E32
UM/ER40	176	63	25,5	M50x1,5	E40
UM/ER50	240	78	35,3	M64x2,0	E50
		SW *wrench size*			
ER11AEX	24	15	9,5	M18x1	GS15
ER16AEX	40	19	12,0	M24x1	GS19
ER20AEX	52	22	13,0	M28x1,5	GS22
ER25AEX	80	27	16,5	M32x1,5	GS27
ER32AEX	104	32	19,0	M40x1,5	GS32
ER40AEX	136	42	17,0	M50x1,5	GS42

Artikel-Nr. *article-no.*	D	L	G
ER11M-HS	16	11,5	M13x0,75

Standard: Alle Muttern sind vorgewuchtet

Alle Muttern "MADE IN GERMANY"

Standard: All nuts are balanced

All nuts "MADE IN GERMANY"

Abgedichtete Muttern, *Sealed Nuts*

Bild 1

Bild 2

Artikel-Nr. *article-no.*	Max. Anzugsmoment *max. torque [Nm]*	Bild *picture*	D	L	G
ERC16	8 - 56	1	28	22,5	M22x1,5
ERC20	16 - 80	1	34	24,0	M25x1,5
ERC25	24 - 104	2	42	25,0	M32x1,5
ERC32	24 - 136	2	50	27,5	M40x1,5
ERC40	176	2	63	30,5	M50x1,5

ER Spannmuttern DIN 6499 / ISO 15488 für Dichtscheiben DS/ER

ER Nuts DIN 6499 / ISO 15488 for Sealing Disks DS/ER

ER Minimuttern für Dichtscheiben DS/ER *ER Mini-Nuts for Sealing Disks DS/ER*

Artikel-Nr. *article-no.*	Max. Anzugsmoment *max. torque [N/m]*	D	L	G
ERC11M	8 - 18	16	14,6	M13x0,75
ERC16M	8 - 24	22	22,0	M19x1,0
ERC20M	16 - 28	28	24,0	M24x1,0
ERC25M	24 - 32	35	25,0	M30x1,0

Dichtscheiben DS/ER *Sealing Disks DS/ER*



Artikel-Nr. *article-no.*	D	L	Bereich von - bis *range*	stg. *step*
DS/ER11		4	1,0 - 6,35	0,5
DS/ER16	13,0	4	1,0 - 10,0	0,5
DS/ER20	16,0	4	3,0 - 13,0	0,5
DS/ER25	21,0	4	3,0 - 16,0	0,5
DS/ER32	27,0	4	3,0 - 20,0	0,5
DS/ER40	33,5	4	3,0 - 26,0	0,5

DS/ER16 ab 1mm lieferbar

DS/ER16 available from 1mm

OZ Muttern nach DIN 6388 A-B

OZ Nuts DIN 6388

Artikel-Nr. *article-no.*	Typ *type*	Gewinde *thread*
OZ1809	Gr. 6	M14x1,0
OZ1820	Gr. 8	M20x1,5
OZ1821	Gr. 10	M22x1,5
OZ1822	Gr. 12	M27x1,5

Kugellagermuttern DIN6388

Ball Bearing Nuts DIN 6388

Artikel-Nr. *article-no.*	Typ *type*	Gewinde *thread*
OZ16	Gr. 16	M33x1,5
OZ25	Gr. 25	M48x2,0
OZ32	Gr. 32	M60x2,5
OZ40	Gr. 40	M68x2,5

Muttern für JACOBS-Rubber-Flex Spannzangen

Nuts for JACOBS-Rubber-Flex Collets

Artikel-Nr. *article-no.*	für Zangen - *for collets*
ROZ 3157	J115 / J116 / J117
ROZ 3158	J420 - J423
ROZ 3159	J440 - J444

Schlüssel *spanners*	Für Muttern *for nuts*
E08M	ER08M
E11M	ER11M
E16M	ER16M
E20M	ER20M
E25M	ER25M
GS15	ER11AEX
GS17	UM/ER11
GS19	ER16AEX
GS22	ER20AEX
GS25	UM/ER16
GS30	UM/ER20
GS32	ER32AEX
GS42	ER40AEX

Schlüssel *spanners*	Für Muttern *for nuts*
E16	UX/ER16
E20	UX/ER20
E25	UM/ER25
E32	UM/ER32
E40	UM/ER40

Dünne Gabelschlüssel

Thin Spanners

- **Dicke 4mm**
- **Für schmale Schlüsselflächen**

- ***Thickness 4mm***
- ***For narrow key areas***

	Schlüssel *spanners*	Länge *length*	Breite *width*
	SW27	200	58
*	SW30	200	62,5
*	SW32	200	64

* **Ausverkaufsartikel** - ***sellout article***

Steckschlüssel

Socket Spanners

Vorteile:

- **Leichtere Handhabung**
- **Geringere Abrutschgefahr/Verletzungsgefahr**
- **Bessere Erreichbarkeit der Werkzeuge**
- **Höheres Anzugsmoment**

Advantages:

- ***Easy handling***
- ***Reduced risk of slipping***
- ***Better access to tools***
- ***Higher torque***

Nutzbar mit Drehmomentschlüssel
Useable with torque wrenches

Schlüssel *spanners*
E08M-STH-DMS *
E11M-STH-DMS
E16M-STH-DMS
E20M-STH-DMS
E25M-STH-DMS

* in Kürze verfügbar * available soon

Typ "STH-DMS"
Version "STH-DMS"

Besonders geeignet für Rückseitenwerkzeuge bei Langdrehmaschinen

Especially suitable for backworking tools on swiss-type machines

Anwendung:
Use:

Drehmomentschlüssel
Torque Wrenches

Bild 1

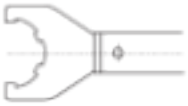

Bild 2

Bild 3

Artikel-Nr. *article-no.*	Mutter *nut*	Bild *picture*	Werkzeug Ø mm *tool Ø mm*	Drehmoment *torque [Nm]*	Werkzeug Ø mm *tool Ø mm*	Drehmoment *torque [Nm]*	Ges.länge *total length*
DMS-ER08M	ER08M	1	1,0 - 5,0	8			140
DMS-ER11MS	ER11M	1	1,0 - 2,9	9			150
DMS-ER11M	ER11M	1	3,0 - 7,0	18			150
DMS-ER16MS	ER16M	1	1,5 - 3,5	20			150
DMS-ER16M	ER16M	1	4,0 - 10,0	28			150
DMS-ER20M	ER20M	1	1,5 - 13,0	35			150
DMS-ER25M	ER25M	1	4,0 - 17,0	40			150
DMS-UM/ER11	UM/ER11	3	3,0 - 7,0	18			150
DMS-UM/ER16 *	UM/ER16	3	4,0 - 4,5	35	5,0 - 10,0	55	340
DMS-UX/ER16 *	UX/ER16	2	4,0 - 4,5	35	5,0 - 10,0	55	340
DMS-UM/ER20 *	UM/ER20	3	1,5 - 6,5	40	7,0 - 13,0	70	350
DMS-UX/ER20 *	UX/ER20	2	1,5 - 6,5	40	7,0 - 13,0	70	340
DMS-UM/ER25 *	UM/ER25	2	4,0 - 4,5	55	5,0 - 17,0	90	390
DMS-UM/ER32 *	UM/ER32	2	3,0 - 4,5	70	5,0 - 22,0	130	395
DMS-UM/ER40 *	UM/ER40	2	3,0 - 8,5	120	9,0 - 26,0	200	450

*** Einstellbar auf 2 voreingestellte Werte**

*** Abjustable on 2 defined forces**

Vorteile:

- vordefinierte Kraft beim Anziehen der Mutter (Wiederholbarkeit)
- Verringerung von Rundlauffehlern durch zu starkes Anziehen
- Verringerung von Schäden an der Mutter und dem Werkzeughalter
- verringerte Verletzungsgefahr

Advantages:

- predefined force for tightening the nut (repeatability)
- reduced risk of runout problems by using too much strength
- reduced risk of damaging nuts and tool holders
- reduced risk of injuries

2

Halter für Schneidwerkzeuge

Holders for Cutting Tools

Zangenspannfutter
Collet Holders

Seite 98
page 98

Spannzangenreduktion
Collet Reduction

Seite 101
page 101

ER-Doppelhalter
ER-Double Holders

Seite 106
page 106

Zangenspannfutter Divers
Collet Holders Diverse

- *Alle Zangenspannfutter werden inkl. Standard-mutter geliefert*
- *Zangenspannfutter mit "AK" werden inkl. abgedichteter Mutter geliefert.*
- *Rundlaufgenauigkeit der ER Zangenspannfutter < 5 µm*
- *Abkürzungen bei den Halter-Bezeichnungen:*

- *All holders will be supplied with clamping nut (standard)*
- *Holders with "AK" will be supplied with sealed nut*
- *Runout accuracy ER-collet holders < 5µm*
- *List of abbreviations:*

IK	axialer Kühlmittelanschluss	*axial inner coolant inlet*
AK	seitlicher (radialer) Kühlmittelanschluss	*radial inner coolant inlet*
WD	durchgehende Spannfläche 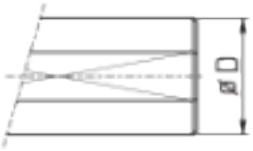	**throughout flat**
FL	abgesetzte Spannfläche 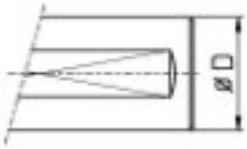	**no throughout flat**
T	speziell für Tornos Maschinen	**especially for TORNOS machines**
OS	ohne Anschlagschraube	**without inner stop screw**

	Gewinde des Kühlmittelanschlusses: *Thread inner coolant lead in:*
AK0	M12 x 1,5
AK1	G 1/8"
AK2	M8 x 1
AK3	M10 x 1

- **B = kleinster Durchmesser**

  B = smallest diameter

- **Umfangreiches Spannzangen-Sortiment im Teil 1. "Werkstück- und Werkzeug-spannung"**

  Large assortment of collets see in part 1. "Workpiece and Tool Clamping"

- **Überstandsmaße von Muttern bei Zangenspannfutter**

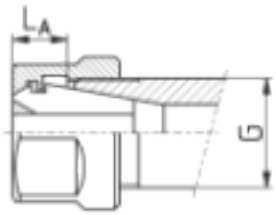

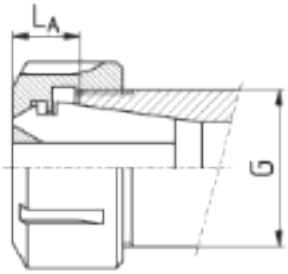

- **Collet holders: Overlap of nuts**

Mutter *nut*	G	L_A
ER08M	M10x0,75	4,3 - 6,1
ER11M	M13x0,75	5,7 - 7,5
ER16M	M19x1	8 - 11,5
ER20M	M24x1	8 - 11,5
ER25M	M30x1	8,5 - 12
UM/ER11	M14x0,75	4,9 - 6,6
UM/ER16	M22x1,5	7 - 10,5
UM/ER20	M25x1,5	8 - 11,5
UX/ER16	M22x1,5	7 - 10,5
UX/ER20	M25x1,5	8 - 11,5
UM/ER25	M32x1,5	8,5 - 12
UM/ER32	M40x1,5	9,5 - 13
UM/ER40	M50x1,5	11,5 - 15
UM/ER50	M64x2,0	14 - 21

- **Alle Halter AK0 können auf AK1 - AK3 reduziert werden**
- **IK-Reduzierungen:**

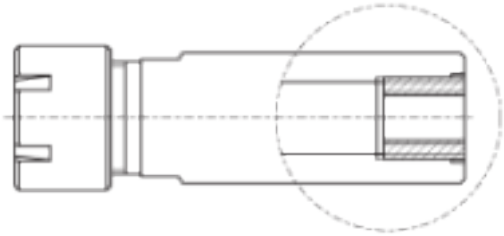

Anwendungsbeispiel - *example*

- **All holders AK0 can be reduced to AK1 - AK3**
- **inner coolant (IK):**

Artikel-Nr. *article-no.*	G_A	G_I
RED1/4 - 1/8	G1/4"	G1/8"
RED1/4 - M10x1	G1/4"	M10 x 1
RED1/4 - M8x1	G1/4"	M8 x 1
RED1/8 - M8x1	G1/8"	M8 x 1
REDM12x1,5 - G1/8	M12 x 1,5	G1/8"
REDM12x1,5 - M10x1	M12 x 1,5	M10 x 1
REDM12x1,5 - M8x1	M12 x 1,5	M8 x 1
RED1/8 - 1/8NPT	G1/8"	1/8"NPT
REDM8x1 - 1/8NPT	M8 x 1	1/8"NPT

ER-Zangenspannfutter ER08M

ER-Collet Holders ER08M

Ausführungen:
Versions:

Vgl. auch S. 69 - 70
See also page 69 - 70

Bild 1 **(WD)**

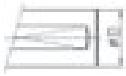

Bild 2 **(FL)**

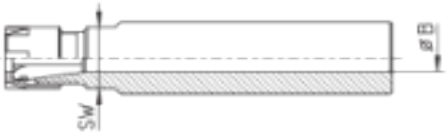

Bild 3 **(B)**

Bild 4 **(IK)**

ER08M = M10 x 0,75

Abbildungen können abweichen - ***catalog drawings may differ***

	Artikel-Nr. *article-no.*	Zange *collet*	D	L1	L2	IK / B *ic / B*	SW	Bild *picture*	Mutter *nut*	Schlüssel *spanner*
	EM080570	ER08	5	68	15,5	-	8	1 *	ER08M	E08M
	EM080635	ER08	6	35	24	-	12	1 *	ER08M	E08M
	EM080670	ER08	6	70	17	-	8	1 *	ER08M	E08M
*	EM080820B-Sonder	ER08	8	18	13	3	-	3 *	ER08M	E08M
	EM080855	ER08	8	55	17,5	-	9	1 *	ER08M	E08M
	EM080870	ER08	8	70	16	-	8	1 *	ER08M	E08M
*	EM0808120	ER08	8	118	16	-	8	1 *	ER08M	E08M
	EM0808125	ER08	8	125	16	-	8	1 *	ER08M	E08M
*	EM0808125WD	ER08	8	125	16	-	8	1	ER08M	E08M
	EM081015	ER08	10	15	12	-	9,5	1 *	ER08M	E08M
	EM081082FL	ER08	10	82	8	-	8	1 / 2	ER08M	E08M
	EM081084	ER08	10	84	8	5	8	1 *	ER08M	E08M
	EM0810120	ER08	10	118	8	-	8	1 *	ER08M	E08M
*	EM0810120FL	ER08	10	118	8	-	8	1 / 2	ER08M	E08M
	EM081245	ER08	12	45	9,5	-	10	1 *	ER08M	E08M
	EM081245FL	ER08	12	45	9,5	-	10	1 / 2	ER08M	E08M
	EM081280	ER08	12	80	8	-	10	1 *	ER08M	E08M
	EM081280FL	ER08	12	80	8	-	10	1 / 2	ER08M	E08M
	EM0812125	ER08	12	125	9,5	-	10	1 *	ER08M	E08M
	EM0812125FL	ER08	12	125	9,5	-	10	1 / 2	ER08M	E08M
	EM0812138	ER08	12	138	11	6	12	3 *	ER08M	E08M
*	EM0812140	ER08	12	140	10	-	10	1 *	ER08M	E08M
*	EM0812150	ER08	12	150	9,5	6	10	3 *	ER08M	E08M
*	EM0812200	ER08	12	200	9	-	10	1 *	ER08M	E08M
*	EM081460WD	ER08	14	60	10	7	12	3	ER08M	E08M
*	EM081460IKWD	ER08	14	60	10	M8x1	12	4	ER08M	E08M
	EM085830WD	ER08	5/8"	30	9	7	14	3	ER08M	E08M
	EM085845WD	ER08	5/8"	45	11	5	14	3	ER08M	E08M
	EM081645	ER08	16	45	9,5	7	14	3 *	ER08M	E08M
	EM081645WD	ER08	16	45	9,5	7	14	3	ER08M	E08M

*** = ohne Spannfläche -** ***without flat***
*** Ausverkaufsartikel -** ***sellout article***

ER-Zangenspannfutter ER11M

ER-Collet Holders ER11M

Ausführungen:
Versions:

Vgl. auch S. 69 - 70
See also page 69 - 70

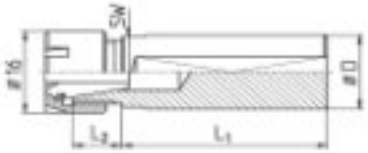

Bild 1 **(WD)**

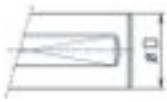

Bild 2 **(FL)**

ER11M = M13 x 0,75

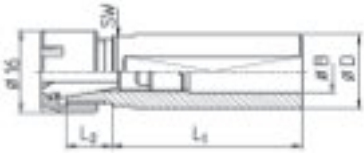

Bild 3 **(B)**

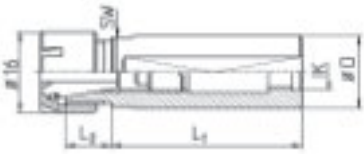

Bild 4 **(IK)**

Abbildungen können abweichen - ***catalog drawings may differ***

	Artikel-Nr. *article-no.*	Zange *collet*	D	L_1	L_2	IK / B *ic / B*	SW	Bild *picture*	Mutter *nut*	Schlüssel *spanner*
*	EM110554	ER11	5	54	23	-	11	1 *	ER11M	E11M
	EM110655	ER11	6	55	20	-	11	1 *	ER11M	E11M
	EM110756	ER11	7	56	20	-	11	1 *	ER11M	E11M
	EM110856	ER11	8	56	20	-	11	1 *	ER11M	E11M
	EM1108100	ER11	8	100	21	-	11	1 *	ER11M	E11M
	EM111060FL	ER11	10	60	21	-	11	1 / 2	ER11M	E11M
	EM111060	ER11	10	60	20	-	11	1 *	ER11M	E11M
	EM111080	ER11	10	80	20	-	11	1 *	ER11M	E11M
	EM111080FL	ER11	10	80	20	-	11	1 / 2	ER11M	E11M
*	EM1110120	ER11	10	120	20	-	11	1 *	ER11M	E11M
*	EM1110125	ER11	10	125	21	-	11	1 *	ER11M	E11M
	EM111240	ER11	12	40	20	7	11	3 *	ER11M	E11M
	EM111240FL	ER11	12	40	18	-	11	1 / 2	ER11M	E11M
	EM111280	ER11	12	80	17	-	11	1 *	ER11M	E11M
*	EM111280FL	ER11	12	80	17	-	11	1 / 2	ER11M	E11M
	EM1112124	ER11	12	124	20	-	11	1 *	ER11M	E11M
	EM1112125FL	ER11	12	125	17	-	11	1 / 2	ER11M	E11M
	EM1112150	ER11	12	150	18	-	11	1 *	ER11M	E11M
	EM1112150FL	ER11	12	150	18	-	11	1 / 2	ER11M	E11M
	EM1113100	ER11	1/2"	100	12	5,8	11	3 *	ER11M	E11M
	EM111420	ER11	14	20	12	7,5	12	3 *	ER11M	E11M
	EM111420WD	ER11	14	20	12	7,5	12	3	ER11M	E11M
	EM115850IK	ER11	5/8"	50	12	G1/8"	14	4 *	ER11M	E11M
	EM115850IKWD	ER11	5/8"	50	12	G1/8"	14	4	ER11M	E11M
*	EM115880	ER11	5/8"	80	11	8	14	3 *	ER11M	E11M
	EM1158125IKFL	ER11	5/8"	125	12	G1/8”	14	2 / 4	ER11M	E11M
	EM111620	ER11	16	20	12	7	14	3 *	ER11M	E11M
*	EM111620FL	ER11	16	20	12	7	14	2 / 3	ER11M	E11M
	EM111620WD	ER11	16	20	12	7	14	3	ER11M	E11M
	EM111630	ER11	16	30	12	8,5	14	3 *	ER11M	E11M
	EM111630WD	ER11	16	30	12	8,5	14	3	ER11M	E11M
*	EM111636IKWD	ER11	16	36	12	G1/8"	14	4	ER11M	E11M

*** = ohne Spannfläche -** ***without flat***
*** Ausverkaufsartikel -** ***sellout article***

	Artikel-Nr. *article-no.*	Original-Nr. *original-no.*	Zange *collet*	D	L_1	L_2	IK / B *ic / B*	SW	Bild *picture*	Mutter *nut*	Schlüssel *spanner*
	EM111638IKWD		ER11	16	38	12	G1/8"	14	4	ER11M	E11M
*	EM111650IKWD		ER11	16	50	12	G1/8"	14	4	ER11M	E11M
	EM111675IKTWD		ER11	16	75	15	G1/8"	14	4	ER11M	E11M
	EM111680		ER11	16	80	12	8	14	3 *	ER11M	E11M
	EM111680IKFL	691-21	ER11	16	80	12	G1/8"	14	2 / 4	ER11M	E11M
*	EM1116100FL		ER11	16	100	12	-	14	2	ER11M	E11M
	EM1116100IK		ER11	16	100	12	G1/8"	14	4 *	ER11M	E11M
	EM1116100IKFL		ER11	16	100	12	G1/8"	14	2 / 4	ER11M	E11M
	EM1116125		ER11	16	125	12	6	14	3 *	ER11M	E11M
	EM1116125FL		ER11	16	125	12	6	14	2 / 3	ER11M	E11M
	EM1116140		ER11	16	140	12	-	14	1 *	ER11M	E11M
*	EM1116140FL		ER11	16	140	12	-	14	1 / 2	ER11M	E11M
	EM1116140IKWD		ER11	16	140	12	G1/8"	14	4	ER11M	E11M
	EM1116150IK		ER11	16	150		G1/8"	14	4 *	ER11M	E11M
	EM1116150IKTWD		ER11	16	150	16	G1/8"	14	4	ER11M	E11M
*	EM1116150		ER11	16	150	12	6	14	3 *	ER11M	E11M
*	EM1116150M		ER11	16	150	12	-	14	1 *	ER11M	E11M
*	EM1116150MFL		ER11	16	150	12	-	14	1 / 2	ER11M	E11M
	EM1116150FL		ER11	16	150	12	6	14	2 / 3	ER11M	E11M
	EM1116160		ER11	16	160	15,5	8	14	3 *	ER11M	E11M
*	EM1116180		ER11	16	180	12	-	14	1 *	ER11M	E11M
*	EM1116220		ER11	16	220	13	-	14	1 *	ER11M	E11M
*	EM1116250		ER11	16	250	13	-	14	1 *	ER11M	E11M
*	EM1118115FL-Special		ER11	18	114	11	-	-	1 / 2	ER11M	E11M
	EM1118310		ER11	18	310	12	-	15	1 *	ER11M	E11M
*	EM1118330		ER11	18	330	13	-	15	1 *	ER11M	E11M
	EM111950IK		ER11	3/4"	50	13	G1/8"	17	4 *	ER11M	E11M
	EM111950IKWD		ER11	3/4"	50	12	G1/8"	17	4	ER11M	E11M
	EM111960IKWD		ER11	3/4"	60	12	G1/8"	17	4	ER11M	E11M
	EM111970IK		ER11	3/4"	70	12	G1/8"	17	4 *	ER11M	E11M
	EM111970IKFL		ER11	3/4"	70	12	G1/8"	17	2 / 4	ER11M	E11M
	EM111970IKWD		ER11	3/4"	70	12	G1/8"	17	4	ER11M	E11M
	EM111970IKXLWD		ER11	3/4"	70	12	G1/8"	17	4 *	ER11M	E11M
	EM1119100IK		ER11	3/4"	100	12	G1/8"	17	4	ER11M	E11M
*	EM1119100IKWD		ER11	3/4"	100	12	G1/8"	17	4	ER11M	E11M
*	EM1119115FL-Special		ER11	3/4"	114	11	-	-	1 / 2	ER11M	E11M
	EM112060IK		ER11	20	60	12	G1/8"	17	4 *	ER11M	E11M
	EM112060IKWD		ER11	20	60	12	G1/4"	17	4	ER11M	E11M
	EM112090IKWD		ER11	20	90	11	G1/8"	17	4	ER11M	E11M
*	EM1120100		ER11	20	100	12	-	17	1 *	ER11M	E11M
	EM1120100IK		ER11	20	100	12	G1/4"	17	4 *	ER11M	E11M
	EM1120100IKWD		ER11	20	100	12	G1/4"	17	4	ER11M	E11M
*	EM1120240		ER11	20	240	12	-	17	1 *	ER11M	E11M
*	EM1120240WD		ER11	20	240	12	-	17	1	ER11M	E11M
	EM112270IKWD		ER11	22	70	12	G1/8"	19	4	ER11M	E11M
	EM112290IKOSWD **		ER11	22	90	12	G1/4"	-	4	ER11M	E11M
*	EM112290IKOS **		ER11	22	90	12	G1/4"	-	4 *	ER11M	E11M
*	EM1122120IKOS		ER11	22	120	12,5	G1/8"	-	4 *	ER11M	E11M
*	EM1122120IKOSWD		ER11	22	120	12	G1/8"	-	4	ER11M	E11M
*	EM1122120WD		ER11	22	120	12	7	19	3	ER11M	E11M
*	EM1132125		ER11	22	125	11	-	27	1 *	ER11M	E11M

*** = ohne Spannfläche** - ***without flat***
**** = ohne Schlüsselfläche** - ***without spanner flat***
*** Ausverkaufsartikel** - ***sellout article***

ER-Zangenspannfutter ER16M

ER-Collet Holders ER16M

Ausführungen:
Versions:

Vgl. auch S. 69 - 70
See also page 69 - 70

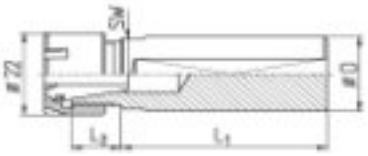

Bild 1 **(WD)**

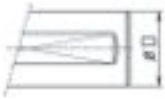

Bild 2 **(FL)**

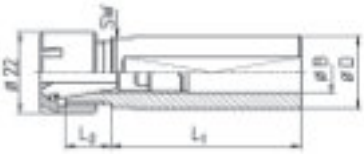

Bild 3 **(B)**

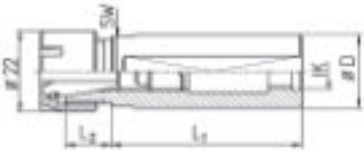

Bild 4 **(IK)**

ER16M = M19 x 1

Abbildungen können abweichen - *catalog drawings may differ*

	Artikel-Nr. *article-no.*	Zange *collet*	D	L_1	L_2	IK / B *ic / B*	SW	Bild *picture*	Mutter *nut*	Schlüssel *spanner*
	EM160860	ER16	8	60	27	-	17	1 *	ER16M	E16M
	EM161060	ER16	10	60	25	-	19	1 *	ER16M	E16M
	EM161224	ER16	12	24	26	8	17	3 *	ER16M	E16M
	EM161280	ER16	12	80	26	-	17	1 *	ER16M	E16M
	EM1613100	ER16	1/2"	100	27	-	17	1 *	ER16M	E16M
*	EM161418IKFL	ER16	14	18	25	M8x1	17	2 / 4	ER16M	E16M
*	EM161418IK	ER16	14	18	22	M8x1	17	4 *	ER16M	E16M
*	EM161530FL	ER16	15	30	25	9	17	2 / 3	ER16M	E16M
*	EM161590	ER16	15	90	20	-	17	1 *	ER16M	E16M
*	EM165835	ER16	5/8"	35	25	9	17	3 *	ER16M	E16M
	EM165835FL	ER16	5/8"	35	25	9	17	2 / 3	ER16M	E16M
	EM1658125	ER16	5/8"	125	25	9	17	3 *	ER16M	E16M
	EM161620FL	ER16	16	20	25	9	17	2 / 3	ER16M	E16M
	EM161630	ER16	16	30	25	10	17	3 *	ER16M	E16M
	EM161630FL	ER16	16	30	25	10	17	2 / 3	ER16M	E16M
*	EM161635	ER16	16	35	25	10	17	3 *	ER16M	E16M
	EM161635FL	ER16	16	35	25	10	17	2 / 3	ER16M	E16M
	EM161670IK	ER16	16	70	25	G1/8"	17	4 *	ER16M	E16M
*	EM161670FL	ER16	16	70	25	10	17	2 / 3	ER16M	E16M
	EM161670IKFL	ER16	16	70	25	G1/8"	17	2 / 4	ER16M	E16M
*	EM161680	ER16	16	80	27	-	17	1 *	ER16M	E16M
	EM161680IK	ER16	16	80	27	G1/8"	17	4 *	ER16M	E16M
	EM161680FL	ER16	16	80	27	9	17	2 / 3	ER16M	E16M
	EM1616100	ER16	16	100	25	8,5	17	3 *	ER16M	E16M
	EM1616100FL	ER16	16	100	25	9	17	2 / 3	ER16M	E16M
	EM1616150IK	ER16	16	150	25	G1/8"	17	4 *	ER16M	E16M
	EM1616150FL	ER16	16	150	25	-	17	2 / 3	ER16M	E16M
	EM1616160	ER16	16	160	27	8,5	17	3 *	ER16M	E16M
*	EM1616160FL	ER16	16	160	27	8,5	17	2 / 3	ER16M	E16M
*	EM1618110IKWD	ER16	18	110	25	G1/8"	17	4	ER16M	E16M
*	EM1618280	ER16	18	280	25	-	15	1 *	ER16M	E16M
	EM161938IKWD	ER16	3/4"	38	15	G1/8"	17	4	ER16M	E16M
	EM161940IK	ER16	3/4"	39	13	G1/4"	17	4 *	ER16M	E16M
	EM161940IKFL	ER16	3/4"	40	13	G1/4"	17	2 / 4	ER16M	E16M
	EM161950IK	ER16	3/4"	52	12	G1/8"	17	4 *	ER16M	E16M
	EM161950IKWD	ER16	3/4"	50	15	G1/8"	17	4	ER16M	E16M
	EM161950IKFL	ER16	3/4"	51,5	13	G1/4"	17	2 / 4	ER16M	E16M

*** = ohne Spannfläche -** *without flat*
*** Ausverkaufsartikel -** *sellout article*

	Artikel-Nr. *article-no.*	Original-Nr. *original-no.*	Zange *collet*	D	L_1	L_2	IK / B *ic / B*	SW	Bild *picture*	Mutter *nut*	Schlüssel *spanner*
	EM161963IKWD		ER16	3/4"	63	15	G1/8"	17	4	ER16M	E16M
	EM161970IKWD		ER16	3/4"	70	15	G1/8"	17	4	ER16M	E16M
	EM161970IKXLWD		ER16	3/4"	70	15	G1/8"	17	4	ER16M	E16M
	EM161972IKFL		ER16	3/4"	72	13	G1/4”	17	2 / 4	ER16M	E16M
	EM161972IKWD		ER16	3/4"	72	13	G1/4”	17	4	ER16M	E16M
	EM161972IK		ER16	3/4"	72	14	G1/4”	17	4 *	ER16M	E16M
	EM1619100IKFL		ER16	3/4"	102	13	G1/4”	17	2 / 4	ER16M	E16M
*	EM1619100		ER16	3/4"	100	13	12	17	3 *	ER16M	E16M
	EM1619120IK		ER16	3/4"	120	13	G1/8”	17	4 *	ER16M	E16M
*	EM1619120FL		ER16	3/4"	120	15	11,5	17	2 / 3	ER16M	E16M
	EM1619120IKWD		ER16	3/4"	121	13	G1/8”	17	4	ER16M	E16M
	EM1619140		ER16	3/4"	140	13	11	17	3 *	ER16M	E16M
	EM1919140IKWD		ER16	3/4"	140	13	G1/8"	17	4	ER16M	E16M
	EM1619150IK		ER16	3/4"	150	13	G1/8"	17	4 *	ER16M	E16M
*	EM1619200		ER16	3/4"	203	12	-	17	1 *	ER16M	E16M
	EM162038IK		ER16	20	38	16	G1/4”	17	4 *	ER16M	E16M
	EM162038IKFL		ER16	20	38	16	G1/4”	17	2 / 4	ER16M	E16M
	EM162050		ER16	20	50	13,5	11	17	3 *	ER16M	E16M
	EM162050FL		ER16	20	50	14	11	17	2 / 3	ER16M	E16M
	EM162050IKWD		ER16	20	50	16	G1/8"	17	4	ER16M	E16M
	EM162070IK		ER16	20	70	16	11	17	4 *	ER16M	E16M
	EM162070IKFL		ER16	20	70	13	G1/4"	17	2 / 4	ER16M	E16M
	EM162070IKWD		ER16	20	70	15	G1/4”	17	4	ER16M	E16M
	EM162072IKXLWD		ER16	20	72	16	G1/4"	17	4	ER16M	E16M
*	EM1620100FL		ER16	20	100	15	10	19	2 / 3	ER16M	E16M
*	EM1620100IKFL		ER16	20	100	16	G1/4"	17	2 / 4	ER16M	E16M
*	EM1620100IK		ER16	20	100	16	G1/4”	17	4 *	ER16M	E16M
	EM1620100IKWD		ER16	20	100	16	G1/4”	17	4	ER16M	E16M
	EM1620120		ER16	20	120	16	11	17	3 *	ER16M	E16M
*	EM1620120FL		ER16	20	120	15	10	17	2 / 3	ER16M	E16M
	EM1620120IKWD		ER16	20	120	15	G1/8"	17	4	ER16M	E16M
	EM1620140		ER16	20	140	16	11	17	3 *	ER16M	E16M
	EM1620140FL		ER16	20	140	16	11	17	2 / 3	ER16M	E16M
	EM1620140IK		ER16	20	140	16	G1/8"	17	4 *	ER16M	E16M
	EM1620140IKWD		ER16	20	140	16	G1/8"	17	4	ER16M	E16M
*	EM1620150IK		ER16	20	148	22	G1/8”	17	4 *	ER16M	E16M
	EM1620150IKWD		ER16	20	148	22	G1/8”	17	4	ER16M	E16M
*	EM1620170FL		ER16	20	170	15	11	17	2 / 3	ER16M	E16M
	EM1620170		ER16	20	170	15	12	17	3 *	ER16M	E16M
	EM1620200		ER16	20	200	15	8	17	3 *	ER16M	E16M
	EM1620200FL		ER16	20	200	15	8	17	2 / 3	ER16M	E16M
	EM162238IKWD		ER16	22	38	16	G1/4"	19	4	ER16M	E16M
	EM162246WD #	OT1-21	ER16	22	46	16	10,5	-	3	ER16M	E16M
*	EM162250WD		ER16	22	50	16	12	19	3	ER16M	E16M
	EM162250IKWD	671-26	ER16	22	50	16	G1/8”	19	4	ER16M	E16M
	EM162270IK		ER16	22	70	16	G1/4”	19	4 *	ER16M	E16M
	EM162270IKFL		ER16	22	70	16	G1/4”	19	2 / 4	ER16M	E16M
	EM162270IKWD	301-25-00	ER16	22	70	16	G1/4”	19	4	ER16M	E16M
	EM162270IKXLWD		ER16	22	70	16	G1/8"	19	4	ER16M	E16M
*	EM162290IK		ER16	22	90	16	G1/4"	19	4 *	ER16M	E16M
	EM162290IKWD		ER16	22	90	16	G1/8”	19	4	ER16M	E16M
	EM1622100IK		ER16	22	100	16	G1/8"	19	4 *	ER16M	E16M

*** = ohne Spannfläche** - ***without flat***

 # für STAR SR20RIV (mit Bund und Nut für Dichtring, Spannfläche schräg zulaufend)
for STAR SR20RIV (with flange and groove for sealing, clamping flat aslope)

*** Ausverkaufsartikel** - ***sellout article***

	Artikel-Nr. *article-no.*	Original-Nr. *original-no.*	Zange *collet*	D	L_1	L_2	IK / B *ic / B*	SW	Bild *picture*	Mutter *nut*	Schlüssel *spanner*
	EM1622100IKWD		ER16	22	100	16	G1/4"	19	4	ER16M	E16M
	EM1622105IKWD	301-24-00	ER16	22	105	16	G1/8”	19	4	ER16M	E16M
	EM1622114IKWD		ER16	22	114	16	G1/8”	19	4	ER16M	E16M
	EM1622120IKFL	681-21	ER16	22	120	16	G1/8”	19	2 / 4	ER16M	E16M
	EM1622120IK		ER16	22	120	16	G1/8”	19	4 *	ER16M	E16M
	EM1622140IKWD		ER16	22	140	16	G1/8”	19	4	ER16M	E16M
*	EM162370IKWD		ER16	23	70	16	G1/4”	19	4	ER16M	E16M
	EM162560IK		ER16	25	60	16	G1/4"	22	4 *	ER16M	E16M
	EM162560IKFL		ER16	25	60	16	G1/4"	22	2 / 4	ER16M	E16M
	EM162560IKWD		ER16	25	60	16	G1/4"	22	4	ER16M	E16M
	EM162565IKWD		ER16	25	65	16	G1/4"	22	4	ER16M	E16M
*	EM162575		ER16	25	75	16	-	22	1 *	ER16M	E16M
	EM162575IK		ER16	25	75	16	G1/4"	22	4 *	ER16M	E16M
	EM162575IKWD		ER16	25	75	16	G1/4”	22	4	ER16M	E16M
	EM1625100IK		ER16	25	100	16	G1/4”	22	4 *	ER16M	E16M
	EM1625100IKWD		ER16	25	100	16	G1/4”	22	4	ER16M	E16M
	EM1625150IK		ER16	25	150	16	M14x1,5	22	4 *	ER16M	E16M
	EM1625150IKTWD		ER16	25	150	16	M14x1,5	22	4	ER16M	E16M
	EM162638WD		ER16	1"	38	16	12	22	3	ER16M	E16M
	EM162638FL		ER16	1"	38	16	12	22	2 / 3	ER16M	E16M
*	EM162638		ER16	1"	38	16	10	22	3 *	ER16M	E16M
	EM162650IKFL		ER16	1"	50	16	G1/4"	22	2 / 4	ER16M	E16M
	EM162660		ER16	1"	60	16	12	22	3 *	ER16M	E16M
	EM162660FL		ER16	1"	60	16	12	22	2 / 3	ER16M	E16M
	EM162660IKWD		ER16	1"	60	16	G1/4”	22	4	ER16M	E16M
*	EM162665FL		ER16	1"	65	16	12	22	2 / 3	ER16M	E16M
	EM162665IKWD		ER16	1"	65	16	G1/4"	22	4	ER16M	E16M
	EM162675IK		ER16	1"	75	16	G1/4”	22	4 *	ER16M	E16M
	EM162675FL		ER16	1"	75	15	11,5	22	2 / 3	ER16M	E16M
	EM162675IKWD		ER16	1"	75	16	10	22	4	ER16M	E16M
	EM1626100IK		ER16	1"	100	16	G1/4”	22	4 *	ER16M	E16M
	EM1626100IKWD		ER16	1"	100	16	G1/4"	22	4	ER16M	E16M
	EM1626100FL		ER16	1"	100	15	12	22	2 / 3	ER16M	E16M
*	EM1626120FL		ER16	1"	120	16	12	22	2 / 3	ER16M	E16M
	EM1626150IK		ER16	1"	150	16	G1/4”	22	4 *	ER16M	E16M
	EM1626150IKWD		ER16	1"	150	16	G1/4”	22	4	ER16M	E16M
	EM162890IKWD		ER16	28	90	16	M12x1	24	4	ER16M	E16M

*** = ohne Spannfläche - *without flat***
*** Ausverkaufsartikel - *sellout article***

ER-Zangenspannfutter ER20M

ER-Collet Holders ER20M

Ausführungen:
Versions:

Vgl. auch S. 69 - 70
See also page 69 - 70

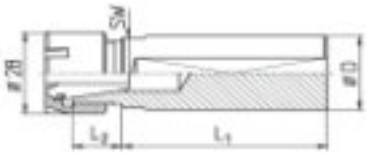

Bild 1 **(WD)**

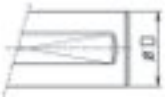

Bild 2 **(FL)**

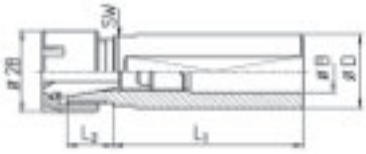

Bild 3 **(B)**

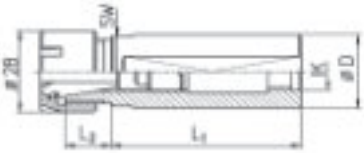

Bild 4 **(IK)**

ER20M = M24 x 1

Abbildungen können abweichen - ***catalog drawings may differ***

	Artikel-Nr. *article-no.*	Original-Nr. *original-no.*	Zange *collet*	D	L_1	L_2	IK / B *ic / B*	SW	Bild *picture*	Mutter *nut*	Schlüssel *spanner*
*	EM2015100		ER20	15	100	32	-	22	1 *	ER20M	E20M
	EM201650		ER20	16	50	32	11	22	3 *	ER20M	E20M
	EM201650FL		ER20	16	50	32	11	22	2 / 3	ER20M	E20M
	EM2016100		ER20	16	100	32	-	22	1 *	ER20M	E20M
*	EM2016100FL		ER20	16	100	32	-	22	1 / 2	ER20M	E20M
*	EM201865		ER20	18	65	27	13,5	22	3 *	ER20M	E20M
*	EM201870		ER20	18	70	28	11	22	3 *	ER20M	E20M
*	EM201950		ER20	3/4"	50	25	12	22	3 *	ER20M	E20M
	EM201950IK		ER20	3/4"	50	25	G1/4"	22	4 *	ER20M	E20M
	EM201950FL		ER20	3/4"	50	25	12	22	2 / 3	ER20M	E20M
	EM201963IKWD		ER20	3/4"	63	28	G1/8"	22	4	ER20M	E20M
*	EM201970		ER20	3/4"	70	25	12	22	3 *	ER20M	E20M
	EM201970IK		ER20	3/4"	70	25	G1/4"	22	4 *	ER20M	E20M
*	EM201970FL		ER20	3/4"	70	25	12	22	2 / 3	ER20M	E20M
	EM201970IKFL		ER20	3/4"	70	25	G1/8"	22	2 / 4	ER20M	E20M
	EM2019100IK		ER20	3/4"	100	28	G1/8"	22	4 *	ER20M	E20M
*	EM2019125IK		ER20	3/4"	125	25	M10x1	22	4 *	ER20M	E20M
*	EM2019125IKWD		ER20	3/4"	125	25	M10x1	22	4	ER20M	E20M
	EM2019150IK		ER20	3/4"	150	28	G1/8"	22	4 *	ER20M	E20M
*	EM202050		ER20	20	50	25	14	22	3 *	ER20M	E20M
	EM202050FL		ER20	20	50	25	13	22	2 / 3	ER20M	E20M
	EM202050IK		ER20	20	50	25	G1/8"	22	4 *	ER20M	E20M
	EM202064IKTWD		ER20	20	64	23	M12x1,5	22	4	ER20M	E20M
	EM202085IK		ER20	20	85	25	M12x1,5	22	4 *	ER20M	E20M
	EM202085IKTWD		ER20	20	85	25	M12x1,5	22	4	ER20M	E20M
*	EM2020100		ER20	20	100	26	11	22	3 *	ER20M	E20M
	EM2020100FL		ER20	20	100	26	11	22	2 / 3	ER20M	E20M
	EM2020100IK		ER20	20	100	25	G1/8"	22	4 *	ER20M	E20M
*	EM2020110IKTWD		ER20	20	110	23	M12x1,5	22	4	ER20M	E20M
*	EM2020150IK		ER20	20	150	25	G1/4”	22	4 *	ER20M	E20M
	EM2020150IKWD		ER20	20	150	25	G1/4”	22	4	ER20M	E20M
	EM202270IK		ER20	22	70	25	G1/4"	22	4 *	ER20M	E20M
	EM202270IKFL		ER20	22	70	25	G1/4”	22	2 / 4	ER20M	E20M
	EM202270IKWD		ER20	22	70	25	G1/4”	22	4	ER20M	E20M
	EM202280IKWD		ER20	22	80	27	G1/4"	22	4	ER20M	E20M
	EM202290		ER20	22	90	25	12	22	3 *	ER20M	E20M
	EM202290IKWD	451-22-00	ER20	22	90	22	G1/4”	22	4	ER20M	E20M

*** = ohne Spannfläche -** ***without flat***
*** Ausverkaufsartikel -** ***sellout article***

	Artikel-Nr. *article-no.*	Original-Nr. *original-no.*	Zange *collet*	D	L_1	L_2	IK / B *ic / B*	SW	Bild *picture*	Mutter *nut*	Schlüssel *spanner*
	EM202550FL		ER20	25	50	16	15	22	2 / 3	ER20M	E20M
	EM202550		ER20	25	50	16	15	22	3 *	ER20M	E20M
	EM202560IKWD		ER20	25	60	16	G1/4”	22	4	ER20M	E20M
	EM202575IKFL		ER20	25	75	16	G1/4"	22	2 / 4	ER20M	E20M
	EM2025100IK		ER20	25	100	16	G1/4"	22	4 *	ER20M	E20M
*	EM2025100IKWD		ER20	25	100	16	G1/4"	22	4	ER20M	E20M
	EM2025100FL		ER20	25	100	17	15	22	2 / 3	ER20M	E20M
	EM2025140IKFL		ER20	25	140	16	G1/4”	22	2 / 4	ER20M	E20M
	EM2025140IK		ER20	25	140	16	G1/4”	22	4 *	ER20M	E20M
	EM2025150IKWD		ER20	25	150	16	M14x1,5	22	4	ER20M	E20M
	EM2025150IKT		ER20	25	150	16	M14x1,5	22	4 *	ER20M	E20M
*	EM2025170IKWD		ER20	25	169	16	M14x1,5	22	4	ER20M	E20M
	EM2025200IK		ER20	25	200	16	M14x1,5	22	4 *	ER20M	E20M
*	EM2025200IKWD		ER20	25	200	16	M14x1,5	22	4	ER20M	E20M
*	EM202638		ER20	1"	38	16	13	22	3 *	ER20M	E20M
	EM202638WD		ER20	1"	38	16	13	22	3	ER20M	E20M
*	EM202638FL		ER20	1"	38	16	13	22	2 / 3	ER20M	E20M
	EM202638IKFL		ER10	1"	38	16	M14x1	22	2 / 4	ER20M	E20M
	EM202665WD		ER20	1"	65	16	-	22	3	ER20M	E20M
	EM202670IKWD		ER20	1"	70	16	G1/4”	22	4	ER20M	E20M
	EM202675IK		ER20	1"	75	16	G1/4"	22	4 *	ER20M	E20M
	EM202675IKWD		ER20	1"	75	16	G1/4"	22	4	ER20M	E20M
*	EM202675WD		ER20	1"	75	16	13	22	3	ER20M	E20M
	EM202675IKFL		ER20	1"	75	16	G1/4"	22	2 / 4	ER20M	E20M
	EM202682IKWD		ER20	1"	82	16	G1/4"	22	4	ER20M	E20M
	EM2026100FL		ER20	1"	100	16	12	22	2 / 3	ER20M	E20M
	EM2026100IKWD		ER20	1"	100	16	G1/4”	22	4	ER20M	E20M
*	EM2026100WD		ER20	1"	100	16	-	22	3	ER20M	E20M
	EM2026140FL		ER20	1"	140	17	15	22	2 / 3	ER20M	E20M
	EM2026140IKWD		ER20	1"	140	16	G1/4"	22	4	ER20M	E20M
*	EM2026155IK		ER20	1"	155	17	M12x1,5	22	4 *	ER20M	E20M
*	EM2026155IKWD		ER20	1"	155	17	M12x1,5	22	4	ER20M	E20M
*	EM202890IKWD		ER20	28	90	16	M12x1,5	24	4	ER20M	E20M
*	EM203250IKWD		ER20	32	50	17	G1/4”	27	4	ER20M	E20M
	EM203255IKWD	101-25 / 581-26	ER20	32	55	17	G1/4”	27	4	ER20M	E20M
	EM203280IKWD	431-13-00	ER20	32	80	17	G1/8”	27	4	ER20M	E20M
*	EM203280WD		ER20	32	80	17	15	27	3	ER20M	E20M
*	EM203280IK		ER20	32	80	15	G1/4”	27	4 *	ER20M	E20M
	EM2032100IK		ER20	32	100	18	G1/4"	27	4 *	ER20M	E20M
	EM2032100IKWD	671-21-00 671-25-00	ER20	32	101	18	G1/4”	27	4	ER20M	E20M

*** = ohne Spannfläche - *without flat***

*** Ausverkaufsartikel - *sellout article***

ER-Zangenspannfutter ER25M

ER-Collet Holders ER25M

Ausführungen:
Versions:

Vgl. auch S. 69 - 70
See also page 69 - 70

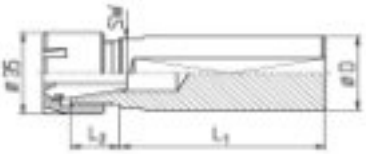

Bild 1 **(WD)**

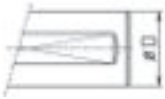

Bild 2 **(FL)**

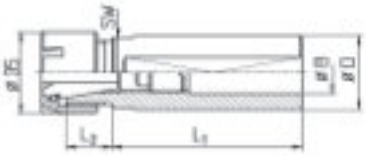

Bild 3 **(B)**

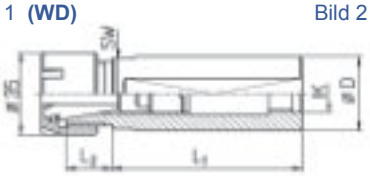

Bild 4 **(IK)**

ER25M = M30 x 1

Abbildungen können abweichen - *catalog drawings may differ*

	Artikel-Nr. *article-no.*	Original-Nr. *original-no.*	Zange *collet*	D	L_1	L_2	IK / B *ic / B*	SW	Bild *picture*	Mutter *nut*	Schlüssel *spanner*
	EM251350		ER25	13	50	35	-	27	1 *	ER25M	E25M
*	EM2516100FL		ER25	16	100	36	-	27	1 / 2	ER25M	E25M
*	EM2516100		ER25	16	100	36	-	27	1 *	ER25M	E25M
*	EM251950		ER25	3/4"	50	33	12	27	3 *	ER25M	E25M
	EM251950FL		ER25	3/4"	50	33	12	27	2 / 3	ER25M	E25M
*	EM251970		ER25	3/4"	70	33	13	27	3 *	ER25M	E25M
	EM251974		ER25	3/4"	74	33	13	27	3 *	ER25M	E25M
*	EM251974WD		ER25	3/4"	74	33	13	27	3	ER25M	E25M
*	EM252050IK		ER25	20	50	33	G1/4"	27	4 *	ER25M	E25M
	EM252050FL		ER25	20	50	33	14	27	2 / 3	ER25M	E25M
	EM252075FL		ER25	20	75	33	14	27	2 / 3	ER25M	E25M
	EM2520100		ER25	20	100	34	11	27	3 *	ER25M	E25M
	EM2520100FL		ER25	20	100	34	11,5	27	2 / 3	ER25M	E25M
	EM2520150IK		ER25	20	150	33	G1/4"	27	4 *	ER25M	E25M
	EM2520150IKFL		ER25	20	150	33	G1/4"	27	2 / 4	ER25M	E25M
	EM252270IKWD		ER25	22	70	33	G1/4"	27	4	ER25M	E25M
*	EM252275IK		ER25	22	75	27	G1/4"	27	4 *	ER25M	E25M
	EM252275IKFL		ER25	22	75	27	G1/4"	27	2 / 4	ER25M	E25M
	EM252550IK		ER25	25	50	27	G1/4"	27	4 *	ER25M	E25M
	EM252550FL		ER25	25	50	27	18	27	2 / 3	ER25M	E25M
*	EM252575		ER25	25	75	27	17	27	3 *	ER25M	E25M
	EM252575IK		ER25	25	75	27	G1/4"	27	4 *	ER25M	E25M
	EM252575IKWD		ER25	25	75	27	G1/4"	27	4	ER25M	E25M
	EM252575IKFL		ER25	25	75	27	G1/4"	27	2 / 4	ER25M	E25M
	EM2525100IKT		ER25	25	100	27	M14x1,5	27	4 *	ER25M	E25M
*	EM2525100FL		ER25	25	100	27	18	27	2 / 3	ER25M	E25M
	EM2525100IKWD		ER25	25	100	27	G1/4"	27	4	ER25M	E25M
	EM2525145IKWD		ER25	25	145	36	G1/4"	27	4	ER25M	E25M
	EM2525150IK		ER25	25	150	27	M14x1,5	27	4 *	ER25M	E25M
	EM2525150IKTWD		ER25	25	150	27	M14x1,5	27	4	ER25M	E25M
*	EM2525180IK		ER25	25	180	27	G1/4"	27	4 *	ER25M	E25M
	EM2525180IKWD		ER25	25	180	27	G1/4"	27	4	ER25M	E25M
	EM252675IKWD		ER25	1"	75	27	G1/4"	27	4	ER25M	E25M
	EM252675IKFL		ER25	1"	75	27	G1/4"	27	2 / 4	ER25M	E25M
	EM2526100FL		ER25	1"	100	27	14	27	2 / 3	ER25M	E25M
*	EM2526150FL		ER25	1"	150	27	14	27	2 / 3	ER25M	E25M
*	EM252890IKWD		ER25	28	90	17	M12x1,5	24	4	ER25M	E25M
	EM2530150		ER25	30	150	14,5	19	27	3 *	ER25M	E25M
*	EM2530150FL		ER25	30	150	14	18	27	2 / 3	ER25M	E25M
*	EM2530180		ER25	30	180	14	18	27	3 *	ER25M	E25M
*	EM2530180FL		ER25	30	180	14	18	27	2 / 3	ER25M	E25M
*	EM253250WD	581-23	ER25	32	50	24	18	-	3	ER25M	E25M
	EM253262WD	101-26	ER25	32	62	16	18	27	3	ER25M	E25M
	EM253270IKWD		ER25	32	70	16	G1/4"	27	4	ER25M	E25M
	EM253280IKWD		ER25	32	80	16	G1/4"	27	4	ER25M	E25M
*	EM2532180		ER25	32	179	16	18	27	3 *	ER25M	E25M
*	EM2532180FL		ER25	32	180	16	18	27	2 / 3	ER25M	E25M

*** = ohne Spannfläche -** *without flat*
*** Ausverkaufsartikel -** *sellout article*

ER-Zangenspannfutter ER11

ER-Collet Holders ER11

Ausführungen:
Versions:

Vgl. auch S. 69 - 70
See also page 69 - 70

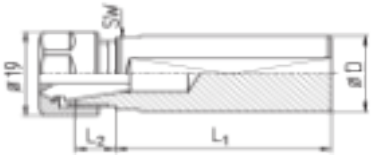

Bild 1 **(WD)**

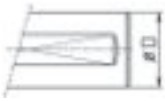

Bild 2 **(FL)**

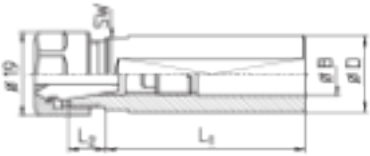

Bild 3 **(B)**

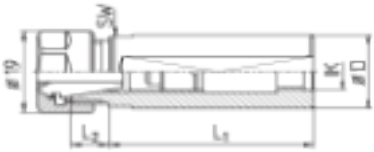

Bild 4 **(IK)**

UM/ER11 = M14 x 0,75

Abbildungen können abweichen - ***catalog drawings may differ***

	Artikel-Nr. *article-no.*	Original-Nr. *original-no.*	Zange *collet*	D	L_1	L_2	IK / B *ic / B*	SW	Bild *picture*	Mutter *nut*	Schlüssel *spanner*
*	EU110865		ER11	8	66	21	-	11	1 *	UM/ER11	GS17
*	EU1110150		ER11	10	150	22	-	12	1 *	UM/ER11	GS17
*	EU111428		ER11	14	28	10	7	12	3 *	UM/ER11	GS17
*	EU111465		ER11	14	64	9	6	-	3 *	UM/ER11	GS17
	EU111650IKFL		ER11	16	50	12	G1/8"	13	2 / 4	UM/ER11	GS17
	EU115863IKWD		ER11	5/8"	63	12	G1/8"	13	4	UM/ER11	GS17
	EU1118310		ER11	18	310	12	-	15	1 *	UM/ER11	GS17
*	EU111930WD		ER11	3/4"	29	8	7	17	3	UM/ER11	GS17
*	EU111940IK		ER11	3/4"	38	10	G1/8"	17	4 *	UM/ER11	GS17
	EU111940IKWD		ER11	3/4"	38	10	G1/8"	17	4	UM/ER11	GS17
	EU111955WD		ER11	3/4"	55	12	7	17	3	UM/ER11	GS17
	EU111960WD		ER11	3/4"	60	12	9	17	3	UM/ER11	GS17
	EU111963IKWD		ER11	3/4"	63	12	G1/8"	17	4	UM/ER11	GS17
	EU111970IKWD		ER11	3/4"	70	12	G1/8"	17	4	UM/ER11	GS17
	EU1119100IK		ER11	3/4"	100	12	G1/8"	17	4 *	UM/ER11	GS17
	EU1119100IKWD		ER11	3/4"	100	12	G1/8"	17	4	UM/ER11	GS17
*	EU1119125IK		ER11	3/4"	125	12	G1/8"	17	4 *	UM/ER11	GS17
*	EU1119125IKWD		ER11	3/4"	125	12	G1/8"	17	4	UM/ER11	GS17
	EU1119150IK		ER11	3/4"	150	12	G1/8"	17	4 *	UM/ER11	GS17
*	EU112030WD		ER11	20	30	11	7	17	3	UM/ER11	GS17
*	EU112050WD		ER11	20	50	12	8,5	17	3	UM/ER11	GS17
	EU112050IKWD		ER11	20	50	12	G1/8"	17	4	UM/ER11	GS17
	EU112060		ER11	20	60	12	8,5	17	3 *	UM/ER11	GS17
	EU112060WD		ER11	20	60	12	8,5	17	3	UM/ER11	GS17
*	EU112080WD		ER11	20	80	12	10,5	17	3	UM/ER11	GS17
*	EU1120100		ER11	20	100	12	11	17	3 *	UM/ER11	GS17
	EU1120100IK		ER11	20	100	12	G1/8"	17	4 *	UM/ER11	GS17
*	EU1120100FL		ER11	20	100	12	11	17	2 / 3	UM/ER11	GS17
	EU1120145IK		ER11	20	145	12	G1/8"	16	4 *	UM/ER11	GS17
	EU1120150IK		ER11	20	150	12	G1/8"	17	4 *	UM/ER11	GS17
	EU1120170		ER11	20	170	11	-	17	1 *	UM/ER11	GS17
	EU1120245		ER11	20	245	13	-	17	1 *	UM/ER11	GS17
*	EU1120300		ER11	20	300	13	-	17	1 *	UM/ER11	GS17
*	EU112270IK		ER11	22	70	13	G1/4"	19	4 *	UM/ER11	GS17
*	EU112270IKFL	301-22-00	ER11	22	70	13	G1/4"	19	2 / 4	UM/ER11	GS17
*	EU112290IK		ER11	22	90	12	G1/4"	19	4 *	UM/ER11	GS17
*	EU112290IKFL		ER11	22	90	12	G1/4"	19	2 / 4	UM/ER11	GS17
*	EU112290IKWD	301-21-00	ER11	22	90	12	G1/4"	19	4	UM/ER11	GS17
*	EU112570IK		ER11	25	70	12	G1/4"	22	4 *	UM/ER11	GS17
*	EU112570WD		ER11	25	70	12	7	22	3	UM/ER11	GS17
*	EU112585		ER11	25	85	12	11	22	3 *	UM/ER11	GS17
*	EU112585IK		ER11	25	85	12	G1/4"	22	4 *	UM/ER11	GS17
*	EU112585WD		ER11	25	85	12	11	22	3	UM/ER11	GS17
*	EU112673WD		ER11	1"	73	12	10	22	3	UM/ER11	GS17
*	EU112675IKWD		ER11	1"	75	12	G1/4"	22	4	UM/ER11	GS17

*** = ohne Spannfläche -** ***without flat***
*** Ausverkaufsartikel -** ***sellout article***

ER-Zangenspannfutter ER16

ER-Collet Holders ER16

Ausführungen:
Versions:

Vgl. auch S. 69 - 70
See also page 69 - 70

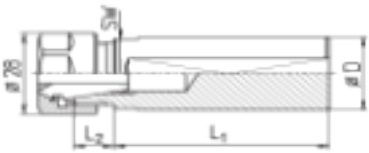

Bild 1 **(WD)**

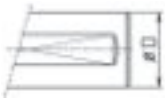

Bild 2 **(FL)**

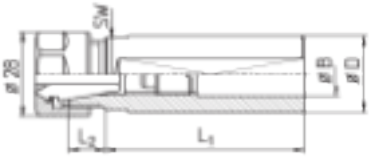

Bild 3 **(B)**

Bild 4 **(IK)**

UM/ER16 = M22 x 1,5

Abbildungen können abweichen - ***catalog drawings may differ***

	Artikel-Nr. *article-no.*	Original-Nr. *original-no.*	Zange *collet*	D	L_1	L_2	IK / B *ic / B*	SW	Bild *picture*	Mutter *nut*	Schlüssel *spanner*
*	EU161060		ER16	10	60	27	-	19	1 *	UM/ER16	GS25
	EU161240		ER16	12	40	25	6	19	3 *	UM/ER16	GS25
	EU1613100IK		ER16	1/2"	100	25	8	19	4 *	UM/ER16	GS25
*	EU161460		ER16	14	60	27	8,5	19	3 *	UM/ER16	GS25
*	EU161550		ER16	15	50	25	8,5	19	3 *	UM/ER16	GS25
	EU165860		ER16	5/8"	60	25	10	19	3 *	UM/ER16	GS25
	EU161660		ER16	16	60	25	10	19	3 *	UM/ER16	GS25
	EU161660FL		ER16	16	60	25	10	19	2 / 3	UM/ER16	GS25
*	EU161940IK		ER16	3/4"	39	15	G1/4"	17	4 *	UM/ER16	GS25
*	EU161938WD		ER16	3/4"	38	25	11	19	3	UM/ER16	GS25
*	EU161945		ER16	3/4"	46	13	11,5	-	3 *	UM/ER16	GS25
*	EU161950		ER16	3/4"	50	22	10	19	3 *	UM/ER16	GS25
	EU161950FL		ER16	3/4"	50	25	11	19	2 / 3	UM/ER16	GS25
	EU161950WD		ER16	3/4"	50	15	11	17	3	UM/ER16	GS25
*	EU161955		ER16	3/4"	55	15	11	17	3 *	UM/ER16	GS25
	EU161963IKWD		ER16	3/4"	63	20	G1/8”	19	4	UM/ER16	GS25
	EU161970IKWD		ER16	3/4"	70	20	G1/8”	19	4	UM/ER16	GS25
*	EU1619100		ER16	3/4"	100	25	11	19	3 *	UM/ER16	GS25
	EU1619100IK		ER16	3/4"	100	20	G1/8”	19	4 *	UM/ER16	GS25
	EU1619100IKWD		ER16	3/4"	100	20	G1/8”	19	4	UM/ER16	GS25
	EU1619150IK		ER16	3/4"	150	20	G1/8”	19	4 *	UM/ER16	GS25
	EU162050		ER16	20	50	22	11	19	3 *	UM/ER16	GS25
	EU162050FL		ER16	20	50	22	11	19	2 / 3	UM/ER16	GS25
	EU162050IKWD		ER16	20	50	22	G1/8”	19	4	UM/ER16	GS25
	EU162075WD		ER16	20	73	12	11	17	3	UM/ER16	GS25
*	EU1620100FL		ER16	20	100	24	11	19	2 / 3	UM/ER16	GS25
	EU1620100IK		ER16	20	100	20	G1/8”	19	4 *	UM/ER16	GS25
	EU1620100IKWD		ER16	20	100	20	G1/8”	19	4	UM/ER16	GS25
*	EU1620100		ER16	20	100	14	12	19	3 *	UM/ER16	GS25
	EU1620150IK		ER16	20	150	20	G1/8”	19	4 *	UM/ER16	GS25
*	EU162235SO		ER16	22	35	13	G 1/4"	19	4 *	UM/ER16	GS25
*	EU162255IKWD	736-21-00	ER16	22	54	12	G1/4”	19	4	UM/ER16	GS25
*	EU1622105OSWD		ER16	22	105	12	10	19	3	UM/ER16	GS25
*	EU1622105WD		ER16	22	103	12	10	19	3	UM/ER16	GS25
	EU162560IKFL		ER16	25	60	16	G1/4"	22	2 / 4	UM/ER16	GS25
*	EU162575WD		ER16	25	75	16	12	22	3	UM/ER16	GS25
*	EU1625100FL		ER16	25	100	16	11	22	2 / 3	UM/ER16	GS25
*	EU1625125IK		ER16	25	125	16	G1/4”	22	4 *	UM/ER16	GS25
*	EU1625125IKWD		ER16	25	125	16	G1/4”	22	4	UM/ER16	GS25
*	EU1625150IK		ER16	25	150	16	G1/4”	22	4 *	UM/ER16	GS25
*	EU1625150IKWD		ER16	25	150	16	G1/4”	22	4	UM/ER16	GS25
*	EU1625220		ER16	25	220	23	-	19	1 *	UM/ER16	GS25
*	EU1625220WD		ER16	25	220	23	-	19	1	UM/ER16	GS25

*** = ohne Spannfläche -** ***without flat***
*** Ausverkaufsartikel -** ***sellout article***

	Artikel-Nr. *article-no.*	Original-Nr. *original-no.*	Zange *collet*	D	L_1	L_2	IK / B *ic / B*	SW	Bild *picture*	Mutter *nut*	Schlüssel *spanner*
	EU162638WD		ER16	1"	38	16	12	22	3	UM/ER16	GS25
*	EU162638FL		ER16	1"	38	16	12	22	2 / 3	UM/ER16	GS25
*	EU162660IK		ER16	1"	60	16	G1/4"	22	4 *	UM/ER16	GS25
	EU162660IKWD		ER16	1"	60	16	G1/4"	22	4	UM/ER16	GS25
*	EU162660FL		ER16	1"	58	16	12	22	2 / 3	UM/ER16	GS25
*	EU162660IKFL		ER16	1"	60	16	G1/4"	22	2 / 4	UM/ER16	GS25
*	EU162675		ER16	1"	75	16	12	22	3 *	UM/ER16	GS25
	EU162675IKWD		ER16	1"	75	16	G1/4"	22	4	UM/ER16	GS25
*	EU1626100		ER16	1"	100	16	12	22	3 *	UM/ER16	GS25
	EU1626100FL		ER16	1"	100	16	11	22	2 / 3	UM/ER16	GS25
*	EU1626124WD		ER16	1"	124	16	11	22	3	UM/ER16	GS25
*	EU163220WD		ER16	32	20	16	10	-	3	UM/ER16	GS25
*	EU163260IK		ER16	32	60	16	G1/4"	27	4 *	UM/ER16	GS25
	EU163260IKFL	781-25	ER16	32	60	16	G1/4"	27	2 / 4	UM/ER16	GS25
*	EU163260FL		ER16	32	60	16	12	27	2 / 3	UM/ER16	GS25
*	EU164060FL		ER16	40	60	25	11	-	2 / 3	UM/ER16	GS25

*** = ohne Spannfläche - *without flat***
*** Ausverkaufsartikel - *sellout article***

ER-Zangenspannfutter ER20

ER-Collet Holders ER20

Ausführungen:
Versions:

Vgl. auch S. 69 - 70
See also page 69 - 70

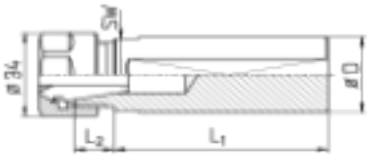

Bild 1 **(WD)**

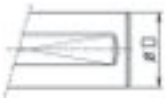

Bild 2 **(FL)**

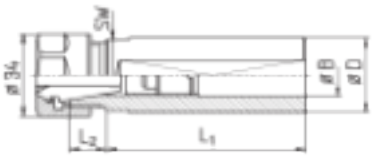

Bild 3 **(B)**

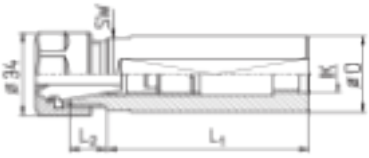

Bild 4 **(IK)**

UM/ER20 = M25 x 1,5

Abbildungen können abweichen - ***catalog drawings may differ***

	Artikel-Nr. *article-no.*	Zange *collet*	D	L_1	L_2	IK / B *ic / B*	SW	Bild *picture*	Mutter *nut*	Schlüssel *spanner*
	EU2013100	ER20	1/2"	100	35	-	-	1 *	UM/ER20	GS30
	EU2058100	ER20	5/8"	100	35	-	-	1 *	UM/ER20	GS30
*	EU201936	ER20	3/4"	36	17	13	-	3 *	UM/ER20	GS30
*	EU201938	ER20	3/4"	38	16	13	-	3 *	UM/ER20	GS30
	EU201950	ER20	3/4"	50	22	13	22	3 *	UM/ER20	GS30
*	EU201950K	ER20	3/4"	50	15	14	-	3 *	UM/ER20	GS30
	EU201963IKWD	ER20	3/4"	63	30	G1/8”	22	4	UM/ER20	GS30
	EU2019100IK	ER20	3/4"	100	30	G1/8”	22	4 *	UM/ER20	GS30
	EU2019150IK	ER20	3/4"	150	28	G1/8”	22	4 *	UM/ER20	GS30
*	EU202030	ER20	20	30	25	13	22	3 *	UM/ER20	GS30
*	EU202050	ER20	20	50	25	14	22	3 *	UM/ER20	GS30
	EU202050KFL	ER20	20	50	17	14	-	2 / 3	UM/ER20	GS30
	EU202050IKWD	ER20	20	50	30	G1/8”	22	4 *	UM/ER20	GS30
	EU202055IK	ER20	20	54	22	G1/4"	22	4 *	UM/ER20	GS30
*	EU202060FL	ER20	20	60	25	13	22	2 / 3	UM/ER20	GS30
*	EU202060	ER20	20	60	22	13	22	3 *	UM/ER20	GS30
*	EU2020100	ER20	20	100	25	13	22	3 *	UM/ER20	GS30
*	EU2020100FL	ER20	20	100	25	13	22	2 / 3	UM/ER20	GS30
*	EU2025100IK	ER20	25	102	14	G1/4”	22	4 *	UM/ER20	GS30
	EU2025100IKWD	ER20	25	102	14	G1/4”	22	4	UM/ER20	GS30
*	EU2025145IKFL	ER20	25	143	13	G1/4”	22	2 / 4	UM/ER20	GS30
	EU2025150IK	ER20	25	150	25	G1/4"	22	4 *	UM/ER20	GS30
*	EU202638	ER20	1"	38	16	16	22	3 *	UM/ER20	GS30
*	EU202638FL	ER20	1"	38	16	13	22	2 / 3	UM/ER20	GS30
	EU202650IKFL	ER20	1"	50	14	G1/4"	22	2 4	UM/ER20	GS30
	EU202670IKWD	ER20	1"	70	14	G1/4"	22	4	UM/ER20	GS30
	EU202685WD	ER20	1"	83	14	13	22	3	UM/ER20	GS30
	EU2026100IK	ER20	1"	100	16	G1/4"	22	4 *	UM/ER20	GS30
	EU2026100IKWD	ER20	1"	100	14	G1/4"	22	4	UM/ER20	GS30

*** = ohne Spannfläche -** ***without flat***
*** Ausverkaufsartikel -** ***sellout article***

ER-Zangenspannfutter ER25

ER-Collet Holders ER25

Ausführungen:
Versions:

Vgl. auch S. 69 - 70
See also page 69 - 70

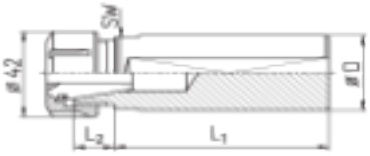

Bild 1 **(WD)**

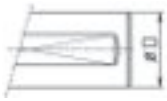

Bild 2 **(FL)**

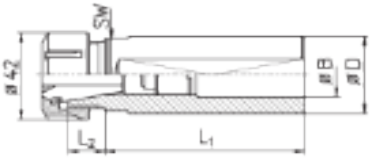

Bild 3 **(B)**

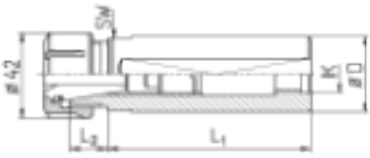

Bild 4 **(IK)**

UM/ER25 = M32 x 1,5

Abbildungen können abweichen - *catalog drawings may differ*

	Artikel-Nr. *article-no.*	Zange *collet*	D	L_1	L_2	IK / B *ic / B*	SW	Bild *picture*	Mutter *nut*	Schlüssel *spanner*
*	EU2516100	ER25	16	100	36	-	27	1 *	UM/ER25	E25
*	EU2516100FL	ER25	16	100	36	-	27	1 / 2	UM/ER25	E25
	EU251950	ER25	3/4"	50	33	13	27	3 *	UM/ER25	E25
*	EU251950FL	ER25	3/4"	50	33	13	27	2 / 3	UM/ER25	E25
	EU251950IKWD	ER25	3/4"	50	34	G1/8"	27	4	UM/ER25	E25
*	EU2519100	ER25	3/4"	100	33	13	27	3 *	UM/ER25	E25
	EU2519100IK	ER25	3/4"	100	34	G1/8"	27	4 *	UM/ER25	E25
	EU252050	ER25	20	50	33	14	27	3 *	UM/ER25	E25
	EU252050IKWD	ER25	20	50	34	G1/8"	27	4	UM/ER25	E25
*	EU252050oB	ER25	20	50	33	-	27	1 *	UM/ER25	E25
	EU252050FL	ER25	20	50	33	14	27	2 / 3	UM/ER25	E25
*	EU2520100	ER25	20	100	33	11	27	3 *	UM/ER25	E25
	EU2520100IK	ER25	20	100	34	G1/8"	27	4 *	UM/ER25	E25
	EU2520100IKWD	ER25	20	100	34	G1/8"	27	4	UM/ER25	E25
*	EU2520100FL	ER25	20	100	33	11	27	2 / 3	UM/ER25	E25
	EU252550	ER25	25	50	27	18	27	3 *	UM/ER25	E25
*	EU252550FL	ER25	25	50	27	18	27	2 / 3	UM/ER25	E25
*	EU252550K	ER25	25	50	20	17	27-	3 *	UM/ER25	E25
*	EU2525100	ER25	25	100	27	14	27	3 *	UM/ER25	E25
	EU2525100IK	ER25	25	100	34	G1/4"	27	4 *	UM/ER25	E25
	EU2525100IKWD	ER25	25	100	34	G1/4"	27	4	UM/ER25	E25
*	EU2525150IK	ER25	25	150	27	G1/4"	27	4 *	UM/ER25	E25
*	EU2525150IKWD	ER25	25	150	27	G1/4"	27	4	UM/ER25	E25
*	EU2525150FL	ER25	25	150	27	14	27	2 / 3	UM/ER25	E25
	EU252650	ER25	1"	50	27	18	27	3 *	UM/ER25	E25
	EU252650IKWD	ER25	1"	50	34	G1/4"	27	4	UM/ER25	E25
	EU252660WD	ER25	1"	60	27	18	27	3	UM/ER25	E25
*	EU2526100	ER25	1"	100	27	14	27	3 *	UM/ER25	E25
*	EU2526100FL	ER25	1"	100	27	14	27	2 / 3	UM/ER25	E25
*	EU253060	ER25	30	60	27	18	27	3 *	UM/ER25	E25
*	EU253060FL	ER25	30	60	27	16	27	2 / 3	UM/ER25	E25
*	EU253185	ER25	1 1/4"	85	15	18	27	3 *	UM/ER25	E25
*	EU2531180	ER25	1 1/4"	180	14	18	27	3 *	UM/ER25	E25
*	EU2531180FL	ER25	1 1/4"	180	14	18	27	2 / 3	UM/ER25	E25
	EU253275	ER25	32	75	15	18	-	3 *	UM/ER25	E25
*	EU2532110	ER25	32	110	14	17	27	3 *	UM/ER25	E25
*	EU2532115FL	ER25	32	115	14	18	27	2 / 3	UM/ER25	E25
*	EU2532180	ER25	32	180	14	18	27	3 *	UM/ER25	E25
*	EU2532180FL	ER25	32	180	14	18	27	2 / 3	UM/ER25	E25
*	EU254080	ER25	40	80	18	19	36	3 *	UM/ER25	E25
*	EU255082WD	ER25	50	82	18	-	-	1	UM/ER25	E25

*** = ohne Spannfläche -** *without flat*
*** Ausverkaufsartikel -** *sellout article*

ER-Zangenspannfutter ER32

ER-Collet Holders ER32

Ausführungen:
Versions:

Vgl. auch S. 69 - 70
See also page 69 - 70

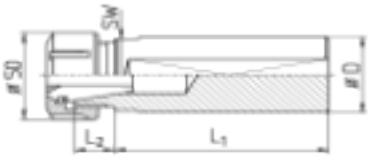

Bild 1 **(WD)**

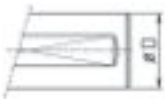

Bild 2 **(FL)**

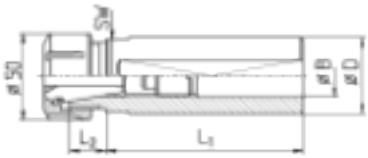

Bild 3 **(B)**

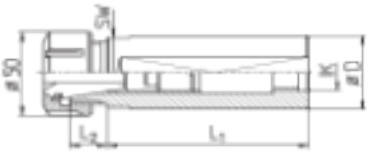

Bild 4 **(IK)**

UM/ER32 = M40 x 1,5

Abbildungen können abweichen - *catalog drawings may differ*

	Artikel-Nr. *article-no.*	Zange *collet*	D	L_1	L_2	IK / B *ic / B*	SW	Bild *picture*	Mutter *nut*	Schlüssel *spanner*
*	EU321950	ER32	3/4"	50	40	13	36	3 *	UM/ER32	E32
	EU321950IKWD	ER32	3/4"	50	41	G1/8”	36	4	UM/ER32	E32
*	EU3219100	ER32	3/4"	100	40	13	36	3 *	UM/ER32	E32
	EU322050	ER32	20	50	40	13	36	3 *	UM/ER32	E32
	EU322050FL	ER32	20	50	40	13	36	2 / 3	UM/ER32	E32
	EU322050IKWD	ER32	20	50	41	G1/8”	36	4	UM/ER32	E32
*	EU3220100	ER32	20	100	40	13	36	3 *	UM/ER32	E32
	EU3220100IK	ER32	20	100	41	G1/8”	36	4 *	UM/ER32	E32
*	EU3220100FL	ER32	20	100	40	13	36	2 / 3	UM/ER32	E32
	EU322550	ER32	25	50	40	18	36	3 *	UM/ER32	E32
	EU322550FL	ER32	25	50	40	18	36	2 / 3	UM/ER32	E32
	EU322550IKWD	ER32	25	50	40	G1/4”	36	4	UM/ER32	E32
*	EU3225100	ER32	25	100	40	17	36	3 *	UM/ER32	E32
*	EU3225100FL	ER32	25	100	40	17	36	2 / 3	UM/ER32	E32
	EU322650	ER32	1"	50	40	18	36	3 *	UM/ER32	E32
	EU322650IKWD	ER32	1"	50	40	G1/4”	36	4	UM/ER32	E32
	EU322670IKWD	ER32	1"	70	40	G1/4”	36	4	UM/ER32	E32
*	EU3226100	ER32	1"	100	40	16	36	3 *	UM/ER32	E32
	EU3226100IKWD	ER32	1"	100	40	G1/4”	36	4	UM/ER32	E32
	EU323050IKWD	ER32	30	50	39	G1/4”	36	4	UM/ER32	E32
*	EU323060WD	ER32	30	60	27	18	36	3	UM/ER32	E32
*	EU323065FL	ER32	30	64	25	21	-	2 / 3	UM/ER32	E32
	EU3231150IK	ER32	1 1/4"	150	40	G1/4”	36	4 *	UM/ER32	E32
	EU323160IKWD	ER32	1 1/4"	60	40	G1/4”	36	4	UM/ER32	E32
	EU323260	ER32	32	60	27	22	36	3 *	UM/ER32	E32
*	EU323260WD	ER32	32	60	27	20	36	3	UM/ER32	E32
	EU3232100FL	ER32	32	100	27	20	36	2 / 3	UM/ER32	E32
	EU3232150IK	ER32	32	150	40	G1/4”	36	4 *	UM/ER32	E32
	EU3232150IKWD	ER32	32	150	40	G1/4”	36	4	UM/ER32	E32
	EU323880IKWD	ER32	1 1/2"	80	20	G1/2”	36	4	UM/ER32	E32
	EU324070FL	ER32	40	70	17	23	36	2 / 3	UM/ER32	E32
	EU324075IKWD	ER32	40	75	33	G1/2”	44		UM/ER32	E32
*	EU324080	ER32	40	84	16	23	36	3 *	UM/ER32	E32
*	EU3240130	ER32	40	130	17	23	36	3 *	UM/ER32	E32
	EU3240130FL	ER32	40	131	15	23	36	2 / 3	UM/ER32	E32
*	EU3240150	ER32	40	153	17	25	36	3 *	UM/ER32	E32
*	EU3240210	ER32	40	210	19	25	-	3 *	UM/ER32	E32

*** = ohne Spannfläche -** *without flat*
*** Ausverkaufsartikel -** *sellout article*

ER-Zangenspannfutter ER40

Ausführungen:
Versions:

Vgl. auch S. 69 - 70
See also page 69 - 70

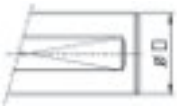

Bild 2 **(FL)**

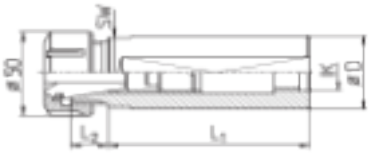

Bild 4 **(IK)**

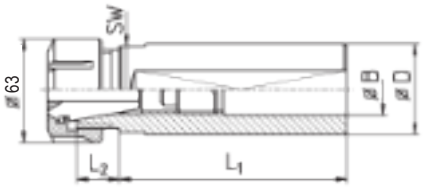

Bild 3 **(B)**

UM/ER40 = M50 x 1,5

Abbildungen können abweichen - ***catalog drawings may differ***

	Artikel-Nr. *article-no.*	Zange *collet*	D	L_1	L_2	IK / B *ic / B*	SW	Bild *picture*	Mutter *nut*	Schlüssel *spanner*
*	EU401960	ER40	3/4"	60	43	11	46	3 *	UM/ER40	E40
*	EU402060	ER40	20	60	43	12	46	3 *	UM/ER40	E40
	EU402550	ER40	25	50	43	17	46	3 *	UM/ER40	E40
*	EU402550FL	ER40	25	50	45	18	46	2 / 3	UM/ER40	E40
	EU402550IKWD	ER40	25	50	45	G1/4"	46	4	UM/ER40	E40
*	EU402650	ER40	1"	50	45	18	46	3 *	UM/ER40	E40
	EU402660IKWD	ER40	1"	60	45	G1/4"	46	4	UM/ER40	E40
	EU403050IKFL	ER40	30	50	45	G1/4"	46	2 / 4	UM/ER40	E40
*	EU403160	ER40	1 1/4"	60	43	23	46	3 *	UM/ER40	E40
	EU403160IKWD	ER40	1 1/4"	60	45	G1/4"	46	4	UM/ER40	E40
	EU403250IKFL	ER40	32	50	45	G1/4"	46	2 / 4	UM/ER40	E40
*	EU403275	ER40	32	75	43	24	41	3 *	UM/ER40	E40
*	EU403680	ER40	36	80	43	23	46	3 *	UM/ER40	E40
	EU404075IKWD	ER40	40	75	40	G1/2"	46	4	UM/ER40	E40
*	EU404080	ER40	40	80	44	28	46	3 *	UM/ER40	E40
	EU404080FL	ER40	40	80	44	28	46	2 / 3	UM/ER40	E40
*	EU4040200	ER40	40	200	44	26	46	3 *	UM/ER40	E40
*	EU4040200TR	ER40	40	200	26	25	36	3 *	UM/ER40	E40
*	EU4045100WD	ER40	45	100	20	31,5	-	3	UM/ER40	E40
	EU405080IKWD	ER40	50	80	45	G1/2"	54	4	UM/ER40	E40
*	EU4050160	ER40	50	160	18	25	46	3 *	UM/ER40	E40
*	EU4050195	ER40	50	195	27	25	-	3 *	UM/ER40	E40

*** = ohne Spannfläche -** ***without flat***
*** Ausverkaufsartikel -** ***sellout article***

Pinolenanschläge
für Bohrpinolen, Bohrverlängerungen

Collet Holder Stops
for Pre Setting

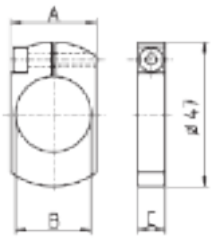

Bild 1

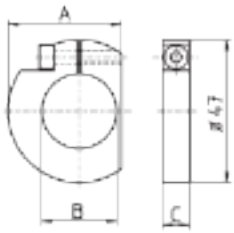

Bild 2

	Artikel-Nr. *article-no.*	B	A	C	Bild *picture*
	EM-PA16	16	23,5	7	1
	EM-PA19	3/4"	23	8	1
	EM-PA20	20	23	8	1
	EM-PA22	22	25	8	1
*	EM-PA22B	22	34	8	2
	EM-PA25	25	30	8	1
	EM-PA26	1"	30	8	1
*	EM-PA32	32	40	8	1

*** Ausverkaufsartikel -** ***sellout article***

ER-Zangenspannfutter
mit seitlichem und rückseitigem Kühlmittelanschluss

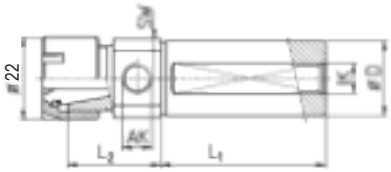

ERC16M = M19 x 1

ERC20M = M24 x 1

ERC25M = M30 x 1

Lieferung inkl. Mutter für Dichtscheiben - *supplied with nut for sealing disks*

	Artikel-Nr. *article-no.*	Zange *collet*	D	L_1	L_2	AK	IK	Mutter *nut*	Schlüssel *spanner*
	EM161650AK1WD	ER16	16	50	30	G1/8”	M8x1	ERC16M	E16M
	EM1618310AK1	ER16	18	310	35	G1/8”	-	ERC16M	E16M
	EM161930AK1WD	ER16	3/4"	30	30	G1/8"	G1/8"	ERC16M	E16M
	EM161950AK1WD	ER16	3/4"	50	30	G1/8”	G1/8”	ERC16M	E16M
*	EM161950AK2WD	ER16	3/4"	50	30	M8x1	G1/8”	ERC16M	E16M
	EM161960AK1WD	ER16	3/4"	60	30	G1/8”	G1/8”	ERC16M	E16M
	EM161970AK1WD	ER16	3/4"	70	27	G1/8”	G1/8”	ERC16M	E16M
*	EM161970AK3WD	ER16	3/4"	70	27	M10x1	G1/8”	ERC16M	E16M
	EM1619100AK1WD	ER16	3/4"	100	27	G1/8”	G1/8”	ERC16M	E16M
*	EM162050AK0WD	ER16	20	50	30	M12x1,5	G1/8"	ERC16M	E16M
	EM162050AK1WD	ER16	20	50	27	G1/8”	G1/8”	ERC16M	E16M
*	EM162070AK0WD	ER16	20	70	30	M12x1,5	G1/8”	ERC16M	E16M
	EM162070AK1WD	ER16	20	70	27	G1/8”	G1/8”	ERC16M	E16M
*	EM1620100AK2WD	ER16	20	100	27	M8x1	G1/8”	ERC16M	E16M
*	EM1620310AK1	ER16	20	310	35	G1/8”	--	ERC16M	E16M
*	EM162250AK0WD	ER16	22	50	30	M12x1,5	M12x1,5	ERC16M	E16M
	EM162250AK1WD	ER16	22	50	27	G1/8”	G1/8”	ERC16M	E16M
*	EM162250AK3WD	ER16	22	50	30	M10x1	M12x1,75	ERC16M	E16M
*	EM162270AK0WD	ER16	22	70	30	M12x1,5	M12x1,75	ERC16M	E16M
	EM162270AK1WD	ER16	22	70	27	G1/8”	G1/8”	ERC16M	E16M
*	EM162270AK2WD	ER16	22	70	27	M8x1	G1/8"	ERC16M	E16M
*	EM162270AK3WD	ER16	22	70	30	M10x1	M12x1,75	ERC16M	E16M
*	EM162550AK0WD	ER16	25	50	30	M12x1,5	G1/4"	ERC16M	E16M
	EM162550AK1WD	ER16	25	50	27	G1/8”	G1/4”	ERC16M	E16M
	EM162550AK2WD	ER16	25	50	26	M8x1	G1/4"	ERC16M	E16M
*	EM162550AK3WD	ER16	25	50	26	M10x1	G1/4"	ERC16M	E16M
*	EM162560AK1WD	ER16	25	60	26	G1/8”	G1/4"	ERC16M	E16M
*	EM162570AK0WD	ER16	25	70	32	M12x1,5	G1/4”	ERC16M	E16M
	EM162570AK1WD	ER16	25	70	30	G1/8”	G1/4”	ERC16M	E16M
*	EM162570AK3WD	ER16	25	70	30	M10x1	G1/4"	ERC16M	E16M

* **Ausverkaufsartikel** - *sellout article*

	Artikel-Nr. *article-no.*	Zange *collet*	D	L_1	L_2	A	AK	IK	Mutter *nut*	Schlüssel *spanner*
*	EM162650AK0WD	ER16	1"	50	30	22	M12x1,5	G1/4”	ERC16M	E16M
	EM162650AK1WD	ER16	1"	50	30	22	G1/8”	G1/4”	ERC16M	E16M
*	EM162660AK0WD	ER16	1"	60	30	22	M12x1,5	M12x1,75	ERC16M	E16M
	EM162660AK1WD	ER16	1"	60	30	22	G1/8”	M12x1,75	ERC16M	E16M
*	EM162670AK0WD	ER16	1"	70	30	22	M12x1,5	G1/8”	ERC16M	E16M
	EM162670AK1WD	ER16	1"	70	27	22	G1/8"	G1/8”	ERC16M	E16M
*	EM162670AK2WD	ER16	1"	70	30	22	M8x1	G1/4”	ERC16M	E16M
*	EM202250AK0WD	ER20	22	50	34	28	M12x1,5	G1/8”	ERC20M	E20M
*	EM2025132AK1WD	ER20	25	132	34	28	G1/8”	G1/4"	ERC20M	E20M
	EM202550AK1WD	ER20	25	50	34	28	G1/8”	G1/4"	ERC20M	E20M
*	EM202550AK2WD	ER20	25	50	34	28	M8x1	G1/4"	ERC20M	E20M
	EM202650AK1WD	ER20	1"	50	34	28	G1/8”	G1/4"	ERC20M	E20M
*	EM202650AK2WD	ER20	1"	50	34	28	M8x1	G1/4"	ERC20M	E20M
	EM2525137AK1WD	ER25	25	137	40	35	G1/8"	M12x1,5	ERC25M	E25M

* **Ausverkaufsartikel**

** sellout article*

ER-Zangenspannfutter
mit seitlichem Kühlmittelanschluss

ER-Collet Holders
with Side Coolant Inlet

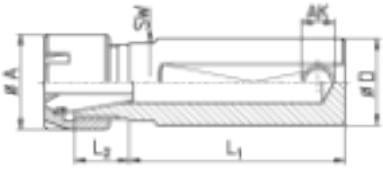

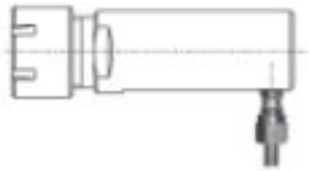

ERC16M = M19 x 1

	Artikel-Nr. *article-no.*	Zange *collet*	D	L_1	L_2	A	SW	AK ic	Mutter *nut*	Schlüssel *spanner*
*	EM162260WDAKS1	ER 16	22	60	16	22	19	G1/8"	ERC16M	E16M
*	EM162270WDAKS1	ER 16	22	70	16	22	19	G1/8"	ERC16M	E16M
	EM162280WDAKS1	ER 16	22	80	16	22	19	G1/8"	ERC16M	E16M

* **Ausverkaufsartikel**

** sellout article*

CNC Zangenspannfutter
mit Klemmfläche - für innere Kühlmittelzufuhr

CNC Collet Holders
with Clamping Flat - Inner Coolant

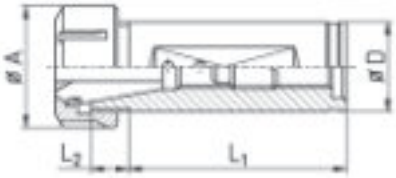

	Artikel-Nr. *article-no.*	Zange *collet*	D	A	L_1	L_2	Mutter *nut*	Schlüssel *spanner*
	EU253275FL-CNC	ER 25	32	42	75	14	UM/ER 25	E25
	EU254080FL-CNC	ER 25	40	42	80	18	UM/ER 25	E25
	EU323260FL-CNC	ER 32	32	50	60	27	UM/ER 32	E32
	EU324080FL-CNC	ER 32	40	50	80	18	UM/ER 32	E32
*	EU3245100FL-CNC	ER 32	45	50	100	20	UM/ER 32	E32
*	EU3250120FL-CNC	ER 32	50	50	120	20	UM/ER 32	E32
*	EU403260FL-CNC	ER 40	32	63	60	43	UM/ER 40	E40
	EU404075FL-CNC	ER 40	40	63	75	32	UM/ER 40	E40
*	EU4045100FL-CNC	ER 40	45	63	100	20	UM/ER 40	E40
*	EU4050120FL-CNC	ER 40	50	63	120	18	UM/ER 40	E40

*** Ausverkaufsartikel** — **** sellout article***

UM/ER25 = M32 x 1,5

UM/ER32 = M40 x 1,5

UM/ER40 = M50 x 1,5

ER-Zangenspannfutter
für STAR / MAIER-Maschinen / Rückseite

ER-Collet Holders
for STAR / MAIER-Machines / Backworking

Bild 1

Bild 2

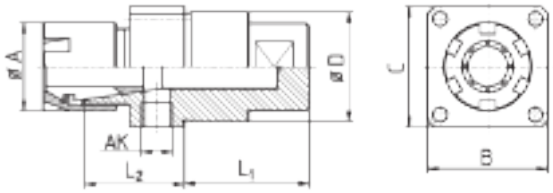

ER11M = M13 x 0,75

ER16M = M19 x 1

ER20M = M24 x 1

ER25M = M30 x 1

	Artikel-Nr. *article-no.*	Original-Nr. *original-no.*	Zange *collet*	D	L_1	L_2	A	B	C	AK IK	Bild *picture*	Mutter *nut*	Maschinen-Typ *machine type*
*	EM1130MM		ER11	30	45	29	16	32	39,5	G1/8”	1	ER11M	**MAIER**
*	EM1630MM		ER16	30	45	26	22	31,5	39,5	G1/8”	1	ER16M	
	EM1634MK		ER16	34	19,5	26	22	37,5	37,5	G1/4"	1	ER16M	**MAIER** **STAR** ECAS32T ST38 SV38R SX38
	EM1634MM		ER16	34	44	26	22	37,5	37,5	M14x1,5	1	ER16M	
	EM2034MK		ER20	34	19,5	25	28	37,5	37,5	G1/4"	1	ER20M	
	EM2034MK-AK1		ER20	34	19,5	34	28	37,5	37,5	G1/8"	2#	ER20M	
	EM2034MM		ER20	34	44	25	28	37,5	37,5	G1/4"	1	ER20M	
	EM2534MK		ER25	34	19,5	5	35	37,5	37,5	G1/4"	1	ER25M	
	EM2534MK-AK1		ER25	34	19,5	42	35	37,5	37,5	G1/8"	2#	ER25M	
*	EM2534MM		ER25	34	44	28	35	37,5	37,5	G1/4"	1	ER25M	
	EM2034SV38R-AK1	101-01	ER20	34	39	31	28	37,5	37,5	G1/8”	2	ERC20M	
	EM2034SV38R-AK2		ER20	34	39	31	28	37,5	37,5	M8x1	2	ERC20M	

*** Ausverkaufsartikel** — **** sellout article***

 # Schaft durchgehend zylindrisch — ***# shank throughout cylindrical***

ER-Zangenspannfutter
für HANWHA / TORNOS

ER-Collet Holders
for HANWHA / TORNOS

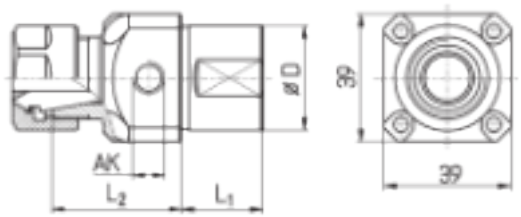

	Artikel-Nr. *article-no.*	Zange *collet*	D	L_1	L_2	Mutter *nut*	Maschinen-Typ *machine type*
*	EU1632HA32-AK2	ER16	32	25	23,5	ERC16	
	EU1633HA20-AK1	ER16	33	37	35	ERC16	HANWHA XD20 / 32H / 32I
	EM2033HA20-AK1	ER20	33	37	35	ERC20M	
	EU1632HA32-AK1	ER16	32	25	42	ERC16	
	EU2032HA32-AK1	ER20	32	25	42	ERC20	
	EU2032HA32-AK2	ER20	32	25	42	ERC20	HANWHA STL38
	EM2532HA32-AK1	ER25	32	25	23,5	ERC25M	
*	EM2532HA32-AK2	ER25	32	25	23,5	ERC25M	
	EM1628CT20-AK1	ER16	28	36	36	ERC16	
	EU1628CT20-AK1	ER16	28	36	36	ERC16	TORNOS CT20
	EM2028CT20-AK1	ER20	28	36	36	ERC20M	

* **Ausverkaufsartikel** — * *sellout article*

ERC16 = M22 x 1,5

ERC20M = M24 x 1

ERC20 = M25 x 1,5

ERC25M = M30 x 1

ER-Zangenspannfutter
für Doppelspindel-Maschinen

ER-Collet Holders
for Double Spindle Machines

Bild 1

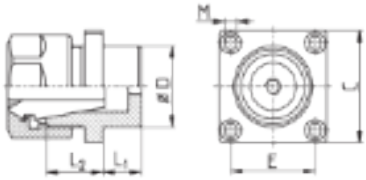

UM/ER25 = M32 x 1,5

Bild 2

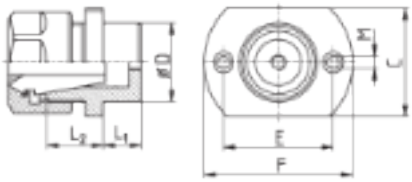

UM/ER32 = M40 x 1,5

UM/ER40 = M50 x 1,5

	Artikel-Nr. *article-no.*	Zange *collet*	D	L_1	L_2	E	F	C	M	Bild *picture*	Mutter *nut*
*	EU253220-HE	ER25	32	20	18	32	55	41	4,5	1	UM/ER25
*	EU254020-HE	ER25	40	19,5	22	43	76	55	6,6	2	UM/ER25
*	EU323220-HE	ER32	32	20	23,5	50	60	41	4,5	2	UM/ER32
*	EU324020-HE	ER32	40	19,5	27	43	76	55	6,6	1	UM/ER32
*	EU404020-HE	ER40	40	19,5	30	43	76	55	6,6	1	UM/ER40

* **Ausverkaufsartikel** — * *sellout article*

ER-Zangenspannfutter
für STAR-Maschinen / Rückseitenbearbeitung

ER-Collet Holders
for STAR-Machines / Backworking

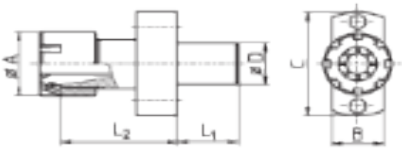

Bild 1

Bild 2

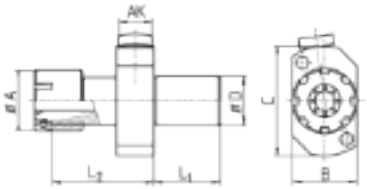

Bild 3

Bild 4

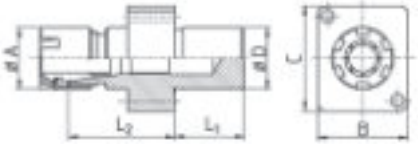

Bild 5

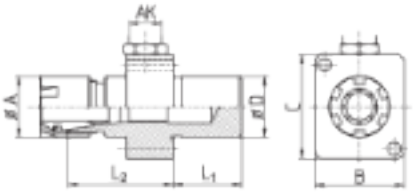

Bild 6

Bild 7

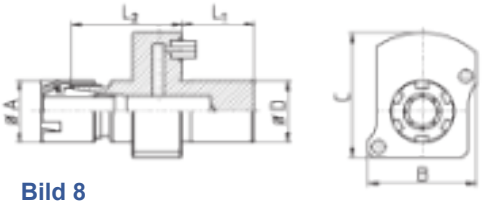

Bild 8

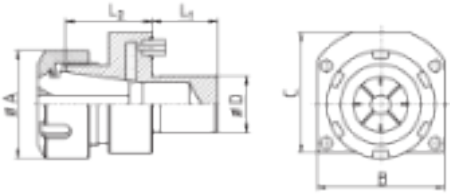

Bild 9

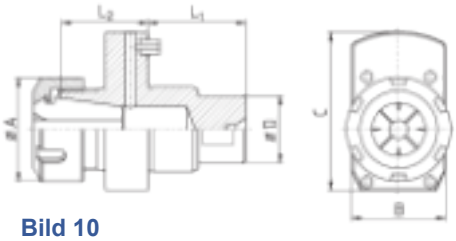

Bild 10

	Artikel-Nr. *article-no.*	Original-Nr. *original-no.*	Zange *collet*	D	L_1	L_2	A	B	C	AK	Bild *picture*	Mutter *nut*	Maschinen-Typ *machine type*
	EM1116SRJ	691-25	ER11	16	10	45	16	17	41	--	1	ER11M	SR10J (Pos T21 + T23)
*	EM1116SRJK		ER11	16	10	18	16	17	41	--	1	ER11M	
	EM1116SR		ER11	16	20	17	16	24	40	--	4	ER11M	SR16; SR20
*	EU1116SR		ER11	16	20	17	20	24	40	--	4	UM/ER11	
*	EM1616SRMS		ER16	16	20	17	22	24	40	--	4	ER16M	
	EM1616SROS *		ER16	16	20	17	22	24	40	--	4	ER16M	
	EM1122SRR	691-24	ER11	22	25	46	16	28	49	--	2	ER11M	SR10J (Pos T22 + T24); SB12/20R; SB16/20; SR20J/JN; SR32J/JN; SR20 R/II/III; SV20R; SW12RII; ECAS12/20 SR20RIV (Pos T21-T24 verbaut/*overlaps* T25 - T28)
	EM1622SRR	541-21-00	ER16	22	25	30	22	28	49	--	2	ER16M	
*	EM1622SRR-L		ER16	22	25	45	22	28	49	--	2	ER16M	
	EM1622SRR-AK1		ER16	22	25	29	22	28	49	G1/8”	3	ERC16M	
*	EM1622SRR-AK2		ER16	22	25	29	22	28	49	M8x1	3	ERC16M	
	EM1622SRR-c		ER16	22	25	21	22	28	49	--	2	ER16M	
	EM2022SRR	671-22-00	ER20	22	25	27	28	28	49	--	2	ER20M	
	EM2022SRR-AK1		ER20	22	25	30	28	28	49	G1/8”	3	ERC20M	
*	EM2022SRR-AK2		ER20	22	25	30	28	28	49	M8x1	3	ERC20M	
*	EM1622SW-OS *		ER16	22	25	40	22	32,5	37,5	--	5*	ER16M	
	EM1622SW-AK1	OR1-23 671-27	ER16	22	25	40	22	32,5	37,5	G1/8”	6	ERC16M	
*	EM1622SW-AK2		ER16	22	25	38	22	32,5	37,5	M8x1	6	ERC16M	
	EM1622SW2-OS *	101-04	ER16	22	25	40	22	32,5	37,5	--	7*	ER16M	
*	EM2022SW	OT1-22	ER20	22	25	32	28	32,5	37,5	--	5	ER20M	
	EM2022SW-AK1		ER20	22	25	32	28	32,5	37,5	G1/8”	6	ERC20M	
	EM2022SW2-OS *	101-05	ER20	22	25	27	28	32,5	37,5	--	7*	ER20M	
	EM2022SW-AK1		ER20	22	25	32	28	32,5	37,5	G1/8”	6	ERC20M	
	EM1622SWS	OR1-21	ER16	22	25	31	22	24	37,5	--	4	ER16M	SW20 (Pos T24 + T28)
	EM2022SR		ER20	22	25	28	28	38	48	--	2	ER20M	SR32; SR32J
	EM1622SWIK	101-18	ER16	22	25	35	22	37,5	44	--	8	ERC16M	SR38; SR32JII; SX38
	EM2022SWIK	101-19	ER20	22	25	33	28	37,5	44	--	8	ERC20M	
	EU2522SWIK	101-21	ER25	22	25	33	42	49	47	--	9	ERC25	SR38
	EU2534SX38-IK		ER25	34	39	34,5	42	37,5	63,5	--	10	ERC25	SX38

* **Ohne Innengewinde für Stellschraube**
* **Ausverkaufsartikel**

* ***Without thread for backstop screw***
* ***sellout article***

ER11M = M13 x 0,75

ER16M = M19 x 1

ERC16M = M19 x 1

ER20M = M24 x 1

ERC20M = M24 x 1

ERC25 = M32 x 1,5

ER-Zangenspannfutter mit B-Kegelaufnahme
für Bohrmaschinen

ER-Collet Holders
with B-Cone

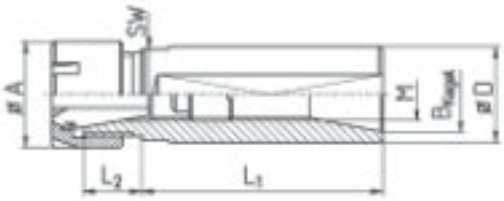

	Artikel-Nr. *article-no.*	Typ / B-Kegel *type / B-cone*	Zange *collet*	D	L_1	L_2	A	M	Mutter *nut*	Schlüssel *spanner*
*	EM11SB10	ER11M / B10	ER 11	16	40	12	16	M8	ER11M	E11M
*	EM11LB10	ER11M / B10	ER 11	16	54	12	16	M8	ER11M	E11M
*	EM11SB12	ER11M / B12	ER 11	16	40	12	16	M8	ER11M	E11M
*	EM11LB12	ER11M / B12	ER 11	16	60	12	16	M8	ER11M	E11M
*	EM16SB10	ER16M / B10	ER 16	22	33	16	22	-	ER16M	E16M
*	EM16LB10	ER16M / B10	ER 16	22	45	16	22	M10	ER16M	E16M
*	EM16SB12	ER16M / B12	ER 16	22	33	16	22	-	ER16M	E16M
	EM16LB12	ER16M / B12	ER 16	22	45	16	22	M10	ER16M	E16M
*	EM16SB16	ER16M / B16	ER 16	22	33	15	22	-	ER16M	E16M
*	EU16LB12	ER16 / B12	ER 16	22	54	14	28	M10	UM/ER16	GS25
*	EM16LB16	ER16M / B16	ER 16	22	54	14	22	M10	ER16M	E16M
*	EU16SB16	ER16 / B16	ER 16	22	35	12	28	-	UM/ER16	GS25
*	EU16LB16	ER16 / B16	ER 16	22	53	15	28	M10	UM/ER16	GS25
*	EM20B12	ER20M / B12	ER 20	25	50	16	28	M14	ER20M	E20M
*	EM20B16	ER20M / B16	ER 20	25	50	16	28	M14	ER20M	E20M
*	EU20B16WD	ER20 / B16	ER 20	25	50	16	34	M14	UM/ER20	GS30
*	EM20B18	ER20M / B18	ER 20	25	50	16	28	M14	ER20M	E20M
*	EU25B16	ER25 / B16	ER 25	32	46	14	42	-	UM/ER25	E25
*	EU32B22	ER32 / B22	ER 32	40	55	16	50	M20	UM/ER32	E32

* **Ausverkaufsartikel**

* ***sellout article***

ER11M = M13 x 0,75

ER16M = M19 x 1

UM/ER16 = M22 x 1,5

ER20M = M24 x 1

UM/ER25 = M32 x 1,5

UM/ER32 = M40 x 1,5

ER-Zangenspannfutter
mit Anschlagbund; für Revolvermaschinen und INDEX MS25

ER-Collet Holders
with Stop Flange; for Revolving Machines and INDEX MS25

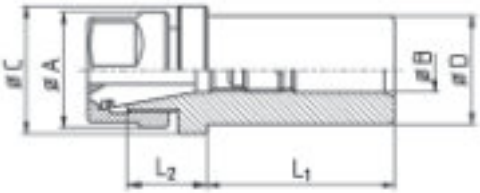

	Artikel-Nr. *article-no.*	Zange *collet*	D	L1	L2	A	C	B	Mutter *nut*	Schlüssel *spanner*
*	EB110820	ER11	8	20	18,5	16	16	-	ER11M	E11M
	EB111015	ER11	10	15	15	16	20	-	ER11M	E11M
*	EB111220	ER11	12	20	19	16	16	-	ER11M	E11M
*	EB111621WD	ER11	16	21	22	16	22	7	ER11M	E11M
*	EB160820	ER16	8	20	24	28	19	-	UM/ER16	GS25
*	EB161220	ER16	12	20	24	28	19	-	UM/ER16	GS25
*	EB162546	ER16	25	46	22	28	28	11	UM/ER16	GS25
*	EB162546FL	ER16	25	46	22	28	30	11	UM/ER16	GS25
*	EB162646	ER16	1"	46	21	28	28	11	UM/ER16	GS25
*	EB203250WD	ER20	32	50	34	34	34	15	UM/ER20	GS30
*	EB252546	ER25	25	46	21	42	42	18	UM/ER25	E25
*	EB252546FL	ER25	25	46	21	42	40	18	UM/ER25	E25
*	EB252646K	ER25	1"	46	21	42	42	18	UM/ER25	E25
*	EB253265-HE	ER25	32	65	23	42	39	8	UM/ER25	E25
*	EB322565WD-HE	ER32	25	65	41	50	40	7	UM/ER32	E32
*	EB324038-HE	ER32	40	38	23	50	49	8	UM/ER32	E32
*	EB325082WD	ER32	50	82	29	50	59	7	UM/ER32	E32
*	EB404065-HE	ER40	40	65	30	63	50	10	UM/ER40	E40

* **Ausverkaufsartikel** — ** sellout article*

ER11M = M13 x 0,75

UM/ER16 = M22 x 1,5

UM/ER20 = M25 x 1,5

UM/ER25 = M32 x 1,5

UM/ER32 = M40 x 1,5

UM/ER40 = M50 x 1,5

VDI-Werkzeughalter ER, Form E4

VDI Tool Holders ER, Form E4

	Artikel-Nr. *article-no.*	D	Zange *collet*	d2	d3	H	L
*	EU16V16	16	ER16	28	40	13	41
*	EU20V16	16	ER20	34	40	13	40
*	EU16V20	20	ER16	28	50	20	43
*	EU20V20	20	ER20	34	50	23	47
*	EU25V20	20	ER25	42	50	25	50
*	EU32V20	20	ER32	50	50	30	57
*	EU25V25	25	ER25	42	58	20	52
*	EU32V25	25	ER32	50	58	20	58
*	EU25V30	30	ER25	42	68	25	50
*	EU25V30L	30	ER25	42	68	25	75
*	EU32V30	30	ER32	50	68	30	57
*	EU40V30	30	ER40	63	68	32	63
*	EU25V40	40	ER25	42	83	25	52
*	EU32V40	40	ER32	50	83	29	58
*	EU40V40	40	ER40	63	83	32	63

* **Ausverkaufsartikel** — ** sellout article*

ER-Zangenspannfutter MK
mit Morsekonus DIN 2207

ER-Collet Holders MT
with Morse Taper DIN 2207

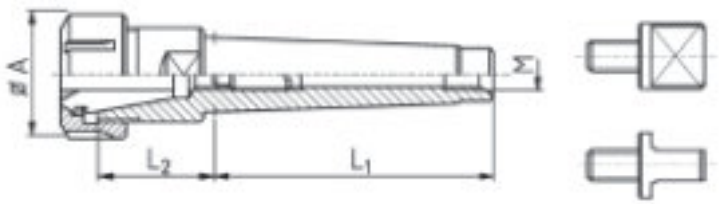

	Artikel-Nr. *article-no.*	Typ / MK *type / MT*	Zange *collet*	M	L1	L2	A	Mutter *nut*	Schlüssel *spanner*
*	EM16MK1	ER16 / MK1	ER16	M6	57	31	22	ER16M	E16M
	EU11MK1	ER11 / MK1	ER11	M6	57	12	19	UM/ER11	GS17
*	EU16MK1	ER16 / MK1	ER16	M6	57	31	28	UM/ER16	GS25
	EU16MK2	ER16 / MK2	ER16	M10	67	32	28	UM/ER16	GS25
*	EU16MK3	ER16 / MK3	ER16	M12	86	30	28	UM/ER16	GS25
*	EU20MK2	ER20 / MK2	ER20	M10	68	32	34	UM/ER20	GS30
	EU25MK2	ER25 / MK2	ER25	M10	68	35	42	UM/ER25	E25
*	EU25MK2L	ER25 / MK2	ER25	--	80	52	42	UM/ER25	E25
*	EU25MK3	ER25 / MK3	ER25	M12	86	38	42	UM/ER25	E25
*	EU25MK4	ER25 / MK4	ER25	M16	109	37	42	UM/ER25	E25
	EU32MK2	ER32 / MK2	ER32	M10	69	32	50	UM/ER32	E32
	EU32MK3	ER32 / MK3	ER32	M12	86	52	50	UM/ER32	E32
*	EU32MK3K	ER32 / MK3	ER32	M12	86	40	50	UM/ER32	E32
*	EU32MK3L	ER32 / MK3	ER32	--	99	55	50	UM/ER32	E32
	EU32MK4	ER32 / MK4	ER32	M16	108	48	50	UM/ER32	E32
	EU32MK5	ER32 / MK5	ER32	M19	135	55	50	UM/ER32	E32
	EU40MK3	ER40 / MK3	ER40	M12	86	55	63	UM/ER40	E40
*	EU40MK4	ER40 / MK4	ER40	M15	109	55	63	UM/ER40	E40
	EU40MK5	ER40 / MK5	ER40	M19	135	60	63	UM/ER40	E40
*	EU50MK4	ER50 / MK4	ER50	M15	109	68	78	UM/ER50	E50
*	EU50MK5	ER50 / MK5	ER50	M19	136	70	78	UM/ER50	E50

MK-Futter auch mit Zangenaufnahme DIN 6388 (OZ16, OZ25, OZ32) lieferbar

*** Ausverkaufsartikel**

Morse taper holders also available with collet taper DIN 6388 (OZ)

**** sellout article***

UM/ER11 = M14 x 0,75

ER16M = M19 x 1

UM/ER16 = M22 x 1,5

UM/ER20 = M25 x 1,5

UM/ER25 = M32 x 1,5
UM/ER32 = M40 x 1,5

UM/ER40 = M50 x 1,5
UM/ER50 = M64 x 2,0

Austreiberlappen für MK-Futter

Ejector Drift for MT-Holders

Artikel-Nr. - *article-no.*	* TAG1	TAG2	TAG3	TAG4	* TAG5
Gewinde - *thread*	M6	M10	M12	M16	M20

*** Ausverkaufsartikel**

**** sellout article***

ER-Zangenspannfutter SK
mit Steilkegelschaft für GILDEMEISTER

ER-Collet Holders
BT Type for GILDEMEISTER

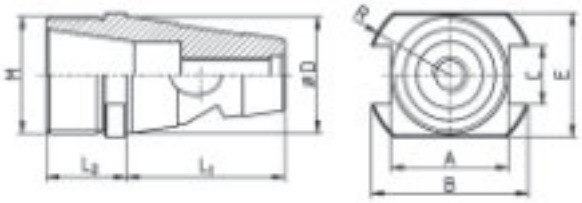

	Artikel-Nr. *article-no.*	Typ / SK *type / bt*	Zange *collet*	M	L_1	L_2	A	B	C	E	R	Mutter *nut*	Schlüssel *spanner*
	EU20ISO25	ER20 / ISO25	ER20	M25x1,5	42	19,7	25,9	32	12	32	14	UX/ER20	E20
	EU20ISO30G	ER20 / ISO30	ER20	M25x1,5	43,5	22,6	32,2	43	16,1	34	21,2	UX/ER20	E20
*	EU20ISO30K	ER20 / ISO30	ER20	M25x1,5	43,5	22,8	34	--	--	32,6	17,4	UX/ER20	E20
*	EM25ISO30G	ER25M / ISO30	ER25	M30x1	43,5	22,6	32	43	16,1	34	21,2	ER25M	E25M
*	EM25ISO30K	ER25M / ISO30	ER25	M30x1	43,5	22,5	34	--	--	32,5	18,5	ER25M	E25M
	EU25ISO30G	ER25 / ISO30	ER25	M32x1,5	43,5	22,5	32,2	43	16,1	34	22,5	UM/ER25	E25
*	EU25ISO30K	ER25 / ISO30	ER25	M32x1,5	43,5	22	34	--	--	32,7	18	UM/ER25	E25
	EU32ISO30	ER32 / ISO30	ER32	M40x1,5	43,5	31	32,2	43	16,1	37,8	22	UM/ER32	E32
*	EU32ISO40	ER32 / ISO40	ER32	M40x1,5	67,5	26	25*	*	20	50	32,25	UM/ER32	E32
	EU40ISO40	ER40 / ISO40	ER40	M50x1,5	67,5	25	25*	*	20	50	32,25	UM/ER40	E40

*** Nut einseitig**
*** Ausverkaufsartikel**

**** Groove onesided***
**** sellout article***

UX/ER20 = M25 x 1,5

ER25M = M30 x 1

UM/ER25 = M32 x 1,5

UM/ER32 = M40 x 1,5

UM/ER40 = M50 x 1,5

ER-Zangenspannfutter
2 Achsen verstellbar

ER-Collet Holders
2 Axis Adjustable

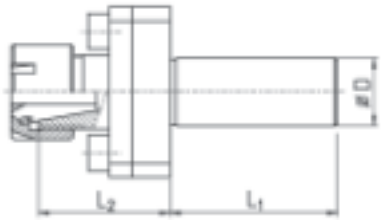

	Artikel-Nr. *article-no.*	Zange *collet*	D	L_1	L_2	Mutter *nut*	Schlüssel *spanner*
*	V154.016	ER16	16	50	36	ER16M	E16M
*	V154.019	ER16	3/4”	50	36	ER16M	E16M
*	V154.020	ER16	20	50	36	ER16M	E16M
*	V154.022	ER16	22	70	36	ER16M	E16M
*	V154.025	ER16	25	70	36	ER16M	E16M

* **Ausverkaufsartikel** * ***sellout article***

ER16M = M19 x 1

Bohrverlängerungen
mit ER-Zangenspannfutter

Drill Extensions
with ER-Collet holders

	Artikel-Nr. *article-no.*	Zange *collet*	M	D	L
*	WT16F8	F8	M16x1	20	31
*	WT16ER11	ER11	M16x1	20	21
*	WT16ER16	ER16	M16x1	20	24
*	WT17ER11	ER11	M17x1	20	21
*	WT22ER16	ER16	M22x1	27	22

* **Ausverkaufsartikel** * ***sellout article***

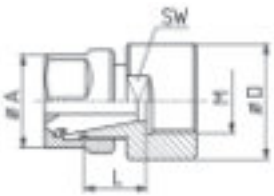

Spannzangenreduktion
Collet Reduction

Spannzangenreduktionen
mit Überwurfmutter UF

Collet Reduction
with Cap Nut UF

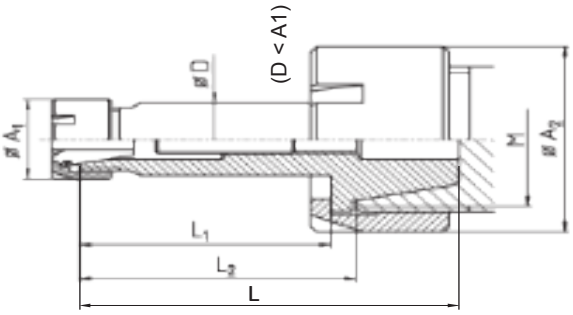

**

	Artikel-Nr. *article-no.*	Kegel cone	Zange collet	UF-Mutter, Gewinde M *cap nut, thread*	A_1	A_2	L_1	L_2	L	G
	EQ11M/ER08	ER11	ER08	M13 x 0,75	12	19	8		28	M4
	EQ11/ER08	ER11	ER08	M14 x 0,75	12	20	8		28	M4
*	EQ11M/ER16M	ER11	ER16 #	M13 x 0,75	22	19	27		47	-
*	EQ11/ER16M	ER11	ER16 #	M14 x 0,75	22	20	27		47	-
*	EQ16/F8L	ER16	F8	M22 x 1,5 *	20	28	50,5	53,5	70	M8
*	EQ16M/F8	ER16	F8	M19 x 1	20	SW22	31	34	53	M8
*	EQ16/F8	ER16	F8	M22 x 1,5 *	20	28	31	34	53	M8
*	EQ16M/ER08M	ER16	ER08	M19 x 1	12	SW22	27	30	48	M8
*	EQ16/ER08M	ER16	ER08	M22 x 1,5	12	28	27	30	48	M8
*	EQ16M/ER08M-HS207 **	ER16	ER08	M19 x 1	12	SW22	41	44	66	M8
*	EQ16/ER08M-HS207 **	ER16	ER08	M22 x 1,5	12	28	41	44	66	M8
	EQ16M/ER11M	ER16	ER11	M19 x 1	16	SW22	16	19	38	M8
	EQ16/ER11M	ER16	ER11	M22 x 1,5 *	16	28	16	19	38	M8
	EQ16M/ER11ML	ER16	ER11	M19 x 1	16	SW22	32	35	57	M8
	EQ16/ER11ML	ER16	ER11	M22 x 1,5 *	16	28	32	35	57	M8
	EQ16M/ER11MXL	ER16	ER11	M19 x 1	16	SW22	53	56	78	M8
*	EQ16/ER11MXL	ER16	ER11	M22 x 1,5 *	16	28	53	56	78	M8
	EQ20M/ER11M	ER20	ER11	M24 x 1	16	28	22	25	42	M8
	EQ20/ER11M	ER20	ER11	M25 x 1,5	16	35	22	25	42	M8
	EQ20M/ER16M	ER20	ER16	M24 x 1	22	28	22	25	48	M10
	EQ20/ER16M	ER20	ER16	M25 x 1,5	22	35	25	28	48	M10
	EQ25M/ER11M	ER25	ER11	M30 x 1	16	35	20	23	58	M12
	EQ25/ER11M	ER25	ER11	M32 x 1,5	16	42	20	23	58	M10
*	EQ25/ER11ML	ER25	ER11	M32 x 1,5	16	42	42	45	71	M12
	EQ25M/ER16M	ER25	ER16	M30 x 1	22	35	25	28	55	M12
	EQ25/ER16M	ER25	ER16	M32 x 1,5	22	42	25	28	55	M12
	EQ25M/ER16ML	ER25	ER16	M30 x 1	22	35	33	36	63	M12
	EQ25/ER16ML	ER25	ER16	M32 x 1,5	22	42	33	36	63	M12
	EQ25M/ER20	ER25	ER20	M30 x 1	34	35	16	19	50	M10
	EQ25/ER20	ER25	ER20	M32 x 1,5	34	42	16	19	50	M10
*	EQ25/ER20ML	ER25	ER20	M32 x 1,5	28	42	83	86	115	M10

Inkl. Überwurfmutter
*** Auch mit Mutter M22x1,25 (für TORNOS AS14/SAS16)**
 # Vergrößerung auf ER16
**** Zur Aufnahme von Zange und Säge**
*** Ausverkaufsartikel**

Supplied with cap nut
**** Also available with M22x1,25 (for TORNOS AS14 /SAS16)***
 # Increases ER11 to ER16
***** For collet and milling cutter (Bild 2)***
**** sellout article***

ER Überwurfmuttern
für Spannzangenreduktionen

ER Cap Nuts
for Collet Reduction

Artikel-Nr. *article-no.*	D	Gewinde *thread* G	Schlüssel *spanner*
UF/ER08M	16	M10x0,75	GS14
UF/ER11	19,5	M14x0,75	GS17
UF/ER11M	19,5	M13x0,75	GS17
UF/ER16	28	M22x1,5	GS25
UF/ER16M	SW22	M19x1	GS22
UF/ER20	35	M25x1,5	E25M
UF/ER20M	28	M24x1	E20M
UF/ER25	42	M32x1,5	E25
UF/ER25M	35	M30x1	E25M

Spannzangenreduktionen
für Standardmutter

Collet Reduction
for Standard Nut

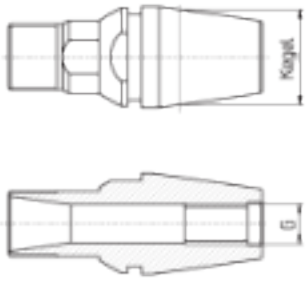

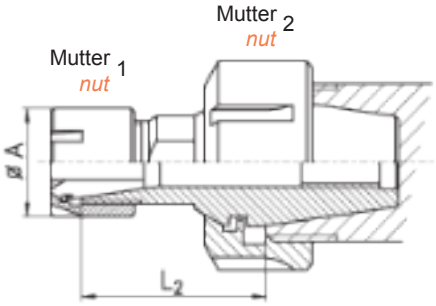

	Artikel-Nr. *article-no.*	Kegel *cone*	Zange *collet*	Mutter *nut* 1	Mutter *nut* 2	A	L_2	G	SW
*	EQS20/ER11M	ER20	ER11	ER11M	ER20M / UM/ER20	16	24	M8x1	13
*	EQS25/ER11M	ER25	ER11	ER11M	ER25M / UM/ER25	16	35	M8x1	14
*	EQS32/ER11M	ER32	ER11	ER11M	UM/ER32	16	25	M10x1	14

Inkl. Mutter 1
*** Ausverkaufsartikel**

Supplied with nut 1
**** sellout article***

ER - Doppelhalter
ER - Double Holders

ER-Doppelhalter
für CNC-Maschinen mit Abgreifspindel

ER-Double Holders
for CNC-Lathes with Subspindle

Ausführungen:
Versions:

FL: Spannfläche abgesetzt
FL: Enclosed clamping flat

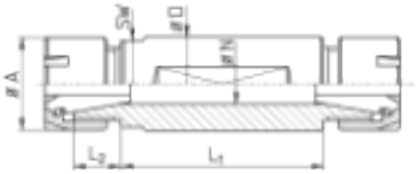

WD: Spannfläche durchgehend
WD: Clamping flat throughout

	Artikel-Nr. *article-no.*	Original-Nr. *original-no.*	Zange *collet*	D	L_1	L_2	A	N	SW	Mutter *nut*	Schlüssel *spanner*
*	ED085818WD		ER08	5/8"	18	9	12	5,5	14	ER08M	E08M
	ED085829WD		ER08	5/8"	29	9	12	5,5	14	ER08M	E08M
	ED085835WD		ER08	5/8"	35	10	12	5,5	14	ER08M	E08M
	ED085840WD		ER08	5/8"	40	10	12	5,5	14	ER08M	E08M
*	ED085845WD		ER08	5/8"	45	10	12	5,5	14	ER08M	E08M
	ED115832WD		ER11	5/8"	32	12	16	7,5	14	ER11M	E11M
	ED111632WD		ER11	16	32	12	16	7,5	14	ER11M	E11M
	ED111650WD		ER11	16	50	12	16	7,5	14	ER11M	E11M
	ED111672WD	691-22	ER11	16	72	12	16	7,5	14	ER11M	E11M
	ED1116100WD		ER11	16	100	12	16	7,5	14	ER11M	E11M
	ED111932WD		ER11	3/4"	32	12	16	7,5	17	ER11M	E11M
	ED111940WD		ER11	3/4"	40	12	16	7,5	17	ER11M	E11M
	ED111952WD		ER11	3/4"	52	12	16	7,5	17	ER11M	E11M
	ED111965WD		ER11	3/4"	65	12	16	7,5	17	ER11M	E11M
	ED111970FL		ER11	3/4"	70	12	16	7,5	17	ER11M	E11M
	ED111972WD		ER11	3/4"	72	12	16	7,5	17	ER11M	E11M
	ED111995WD		ER11	3/4"	95	12	16	7,5	17	ER11M	E11M
	ED112032WD		ER11	20	32	10	16	7,5	--	ER11M	E11M
	ED112040WD		ER11	20	40	10	16	7,5	17	ER11M	E11M
	ED112050WD		ER11	20	50	10	16	7,5	17	ER11M	E11M
	ED112065WD		ER11	20	65	12	16	7,5	17	ER11M	E11M
	ED112080WD		ER11	20	80	12	16	7,5	17	ER11M	E11M
*	EDU112080WD		ER11	20	80	12	16	7,5	17	UM/ER11	GS17
	ED112232WD		ER11	22	32	12	16	7,5	19	ER11M	E11M
*	EDU112295WD		ER11	22	95	12	16	7,5	19	UM/ER11	GS17
*	EDU1122100WD	301-23-00	ER11	22	100	12	16	7,5	19	UM/ER11	GS17
*	ED161928FL		ER16	3/4"	28	14	22	11	17	ER16M	E16M
*	ED161934FL		ER16	3/4"	34	14	22	11	17	ER16M	E16M
*	ED161937FL		ER16	3/4"	37	12	22	11	17	ER16M	E16M
	ED161955FL		ER16	3/4"	55	12	22	11	17	ER16M	E16M
	ED161958FL		ER16	3/4"	58	13	22	11	17	ER16M	E16M
	ED161967FL		ER16	3/4"	67	14	22	11	17	ER16M	E16M
	ED161975FL		ER16	3/4"	75	13	22	11	17	ER16M	E16M
	ED161995FL		ER16	3/4"	95	15	22	11	17	ER16M	E16M
	ED1619100FL		ER16	3/4"	102	14	22	11	17	ER16M	E16M
	ED162032WD		ER16	20	32	15	22	11	17	ER16M	E16M
	ED162050WD		ER16	20	50	15	22	11	17	ER16M	E16M
	ED162055FL		ER16	20	55	15	22	11	17	ER16M	E16M
*	ED162055WD		ER16	20	55	15	22	11	17	ER16M	E16M
	ED162075FL		ER16	20	75	15	22	11	17	ER16M	E16M
	ED162240WD		ER16	22	40	15	22	11	19	ER16M	E16M
*	ED162248WD		ER16	22	48	15	22	11	19	ER16M	E16M
	ED162255WD		ER16	22	55	15	22	11	19	ER16M	E16M
	ED162262WD		ER16	22	62	15	22	11	19	ER16M	E16M

*** Ausverkaufsartikel**

**** sellout article***

	Artikel-Nr. *article-no.*	Original-Nr. *original-no.*	Zange *collet*	D	L_1	L_2	A	N	SW	Mutter *nut*	Schlüssel *spanner*
	ED162267WD	421-22-00	ER16	22	67	14	22	11	19	ER16M	E16M
	ED162275WD		ER16	22	75	15	22	11	19	ER16M	E16M
	ED162284WD		ER16	22	84	16	22	11	19	ER16M	E16M
	ED162290WD	421-27-00	ER16	22	90	16	22	11	19	ER16M	E16M
	ED162295WD		ER16	22	95	16	22	11	19	ER16M	E16M
	ED1622100WD		ER16	22	100	16	22	11	19	ER16M	E16M
	ED1622120WD		ER16	22	120	15	22	11	19	ER16M	E16M
*	ED162360WD		ER16	23	60	16	22	11	19	ER16M	E16M
	ED162562WD		ER16	25	62	16	22	11	22	ER16M	E16M
	ED162621WD		ER16	1"	21	14	22	11	--	ER16M	E16M
	ED162635WD		ER16	1"	35	14	22	11	--	ER16M	E16M
	ED162635FL		ER16	1"	35	15	22	11	22	ER16M	E16M
	ED162645FL		ER16	1"	45	15	22	11	22	ER16M	E16M
*	ED162645WD		ER16	1"	45	15	22	11	22	ER16M	E16M
	ED162662WD		ER16	1"	62	16	22	11	22	ER16M	E16M
	ED162668WD		ER16	1"	68	14	22	11	22	ER16M	E16M
	ED162675FL		ER16	1"	75	15	22	11	22	ER16M	E16M
	ED162680WD * / **		ER16	1"	80	17	22	11	22	ER16M	E16M
	ED202548WD		ER20	25	48	16	28	14	22	ER20M	E20M
	ED202575WD		ER20	25	75	16	28	14	22	ER20M	E20M
	ED2025100WD		ER20	25	100	15	28	14	22	ER20M	E20M
	ED202645WD		ER20	1"	45	16	28	14	--	ER20M	E20M
*	ED202675WD		ER20	1"	75	15	28	14	22	ER20M	E20M
*	ED203220WD		ER20	32	20	18	28	14	-	ER20M	E20M
*	ED203235WD	421-21-00	ER20	32	35	18	28	14	-	ER20M	E20M
*	ED203243FL		ER20	32	43	18	28	14	27	ER20M	E20M
*	ED203248WD		ER20	32	48	18	28	14	27	ER20M	E20M
	ED203255WD	421-21-00	ER20	32	55	18	28	14	27	ER20M	E20M
	ED203285WD	421-26-00	ER20	32	85	18	28	14	27	ER20M	E20M
	EDU162680WD *		ER16	1"	80	17	22	11	22	UM/ER16	GS25
	EDU253252FL		ER25	32	52	16	42	17	-	UM/ER25	E25

*** 1. Seite ER16 Standard / 2. Seite ER16 Mini**
**** mit Langlochbohrung im Schaft**
*** Ausverkaufsartikel**

**** 1. thread ER16 standard / 2. thread ER16 mini***
***** with oval bore in the shank***
**** sellout article***

ER08M = M10 x 0,75

ER11M = M13 x 0,75

UM/ER11 = M14 x 0,75

ER16M = M19 x 1

UM/ER16 = M22 x 1,5

ER20M = M24 x 1

UM/ER25 = M32 x 1,5

ER-Doppelhalter
mit unterschiedlichen Zangengrößen

ER-Double Holders
with Different Collet Sizes

Ausführungen:
Versions:

FL: Spannfläche abgesetzt
FL: Enclosed clamping flat

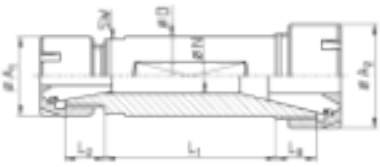

WD: Spannfläche durchgehend
WD: Clamping flat through out

	Artikel-Nr. *article-no.*	Original-Nr. *original-no.*	Zangen *collets*	D	L_1	L_2	L_3	A_1	A_2	N	SW	Mutter *nut*	Schlüssel *spanner*
	ED11/161680FL		ER11/16	16	80	12	21	16	22	7,5	17	ER11M / ER16M	E11M / E16M
	ED11/161933FL		ER11/16	3/4"	33	12	14	16	22	7,5	17	ER11M / ER16M	E11M / E16M
	ED11/161955FL		ER11/16	3/4"	55	12	13	16	22	7,5	17	ER11M / ER16M	E11M / E16M
	ED11/161965WD		ER11/16	3/4"	65	12	14	16	22	7,5	17	ER11M / ER16M	E11M / E16M
*	EDU11/161983FL		ER11/16	3/4"	83	12	12	16	22	7,5	17	UM/ER11 / ER16M	GS17 / E16M
*	ED11/161996FL		ER11/16	3/4"	96	12	14	16	22	7,5	17	ER11M / ER16M	E11M / E16M
*	ED11/162032WD		ER11/16	20	32	12	15	16	22	7,5	17	ER11M / ER16M	E11M / E16M
*	ED11/162050FL		ER11/16	20	50	11	15	16	22	7,5	17	ER11M / ER16M	E11M / E16M
*	ED11/162050WD		ER11/16	20	50	11	15	16	22	7,5	17	ER11M / ER16M	E11M / E16M
	ED11/162055WD		ER11/16	20	55	12	15	16	22	7,5	17	ER11M / ER16M	E11M / E16M
*	EDU11/162082WD		ER11/16	20	82	11	12	16	22	7,5	-	UM/ER11 / UM/ER16	GS17 / GS25
*	EDU11/162290WD		ER11/16	22	90	12	16	19	22	7,5	19	UM/ER11 / ER16M	GS17 / E16M
	EDU11/162292FL	461-22	ER11/16	22	92	12	16	19	22	7,5	19	UM/ER11 / ER16M	GS17 / E16M
*	EDU11/162292AK1WD		ER11/16	22	92	12	16	19	22	7,5	G1/8"	UM/ER11 / ER16M	GS17 / E16M
*	ED20/252562FL		ER20/25	25	62	22	22	28	35	14	27	ER20M / ER25M	E20M / E25M
*	ED20/252575WD		ER20/25	25	75	18	29	28	35	14	27	ER20M / ER25M	E20M / E25M
*	ED20/252662FL		ER20/25	1"	62	24	34	28	35	14	27	ER20M / ER25M	E20M / E25M
*	ED20/253250WD		ER20/25	32	50	25	25	28	35	14	27	ER20M / ER25M	E20M / E25M
*	ED20/253255WD		ER20/25	32	55	25	25	28	35	14	27	ER20M / ER25M	E20M / E25M

*** Ausverkaufsartikel**

**** sellout article***

ER11M = M13 x 0,75

UM/ER11 = M14 x 0,75

ER16M = M19 x 1

UM/ER16 = M22 x 1,5

ER20M = M24 x 1

ER25M = M30 x 1

ER-Doppelhalter
mit innerer Kühlmittelzufuhr

ER-Double Holders
with Inner Coolant

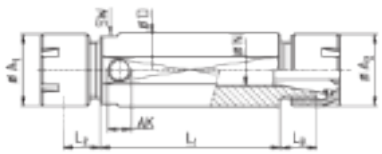

	Artikel-Nr. *article-no.*	Zange *collet*	D	L_1	L_2	L_3	A	N	AK	SW	Mutter *nut*	Schlüssel *spanner*
*	ED11/162295AK1WD	ER11/16	22	91	13	16	19/22	7,5	G1/8”	-	ER11M/ERC16M	E11M/E16M
	ED162270AK1WD	ER16	22	70	16	16	22	11	G1/8”	19	ERC16M	E16M
	ED162289AK1WD	ER16	22	89	16	16	22	11	G1/8”	-	ERC16M	E16M
	ED1622100AK1WD	ER16	22	100	16	16	22	11	G1/8”	-	ERC16M	E16M
	ED16/202270AK1WD	ER16/20	22	70	15	15	22/28	11	G1/8”	19	ERC16M/ERC20M	E16M/E20M
*	ED203255AK1WD	ER20	32	55	18	18	28	14	G1/8”	27	ERC20M	E20M
*	ED203255AK2WD	ER20	32	55	18	18	28	14	M8x1	27	ERC20M	E20M
*	ED203265AK1WD	ER20	32	64	18	18	28	14	G1/8”	-	ERC20M	E20M
	ED203285AK1WD	ER20	32	85	18	18	28	14	G1/8”	27	ERC20M	E20M

*** Ausverkaufsartikel**

**** sellout article***

ER11M = M13 x 0,75

ERC16M = M19 x 1

ERC20M = M24 x 1

für Dichtscheiben - *for sealing disks*

Zangenspannfutter Divers
Collet Holders Diverse

Zangenspannfutter DIN 6388
für OZ-Zangen

Collet Holders DIN 6388
for OZ-Collets

Bild 1

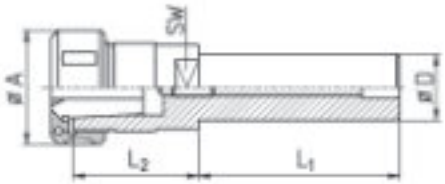

Bild 2

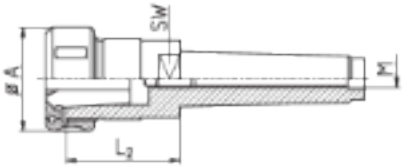

	Artikel-Nr. *article-no.*	Zange Form A *collet type A*	Zange Form B *collet type B*	D	L_1	L_2	A	SW	Bild *picture*	Mutter *nut*
*	EOZ162550FL	410E	415E	25	50	49	43	30	1	OZ16
*	EOZ16MK2	410E	415E	MK2 / *MC2*		45	43	24	2	OZ16
*	EOZ16MK3	410E	415E	MK3 / *MC3*		41	43	24	2	OZ16
*	EOZ16MK4	410E	415E	MK4 / *MC4*		32	43	30	2	OZ16
*	EOZ16MK5	410E	415E	MK5 / *MC5*			43		2	OZ16
*	EOZ25MK2	444E	462E	MK2 / *MC2*		55	58	41	2	OZ25
*	EOZ25MK3	444E	462E	MK3 / *MC3*		59	58	32	2	OZ25
*	EOZ25MK4	444E	462E	MK4 / *MC4*		62	58	32	2	OZ25
*	EOZ25MK5	444E	462E	MK5 / *MC5*		56	58	45	2	OZ25
*	EOZ253268FL	444E	462E	32	68	36	58	41	1	OZ25
*	EOZ254080FL-CNC	444E	462E	40	80	36	58	41	1	OZ25
*	EOZ255080FL-CNC	444E	462E	50	80	25	58	-	1	OZ25
*	EOZ32MK4	450E	467E	MK4 / *MC4*		61	72	45	2	OZ32
*	EOZ32MK5	450E	467E	MK5 / *MC5*		62	72	45	2	OZ32
*	EOZ3232100	450E	467E	32	100	67	72	46	1	OZ32
*	EOZ3232100FL	450E	467E	32	100	67	72	46	1	OZ32
*	EOZ40MK4	453E	468E	MK4 / *MC4*		88	85	45	2	OZ40
*	EOZ40MK5	453E	468E	MK5 / *MC5*		88	85	45	2	OZ40

*** Ausverkaufsartikel** — **** sellout article***

Austreiberlappen für MK-Futter

Ejector Drift for MT-Holders

Siehe S. 95 - ***see page 95***

Klemmkonusse
für Zangenaufnahmen Reihe 100 (Typ F)

Clamp Cones
for collet holders type 100 (type F)

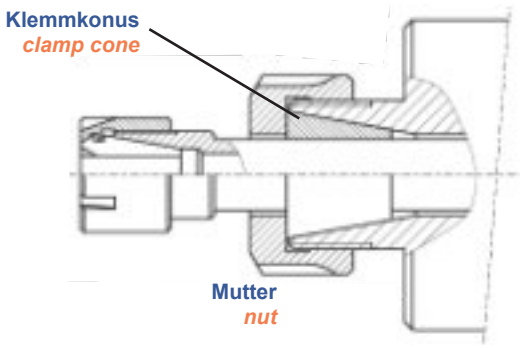

	Artikel-Nr. *article-no.*	Typ *type*	ersetzt Zange Nr. *replaces collet no.*
*	KKF8-16	8 - 16°	101E / F8
*	KKF10-20	10 - 20°	109E / 111E / F10

* Ausverkaufsartikel — ** sellout article*

Zangenspannfutter Reihe 600

Collet Holders Type 600

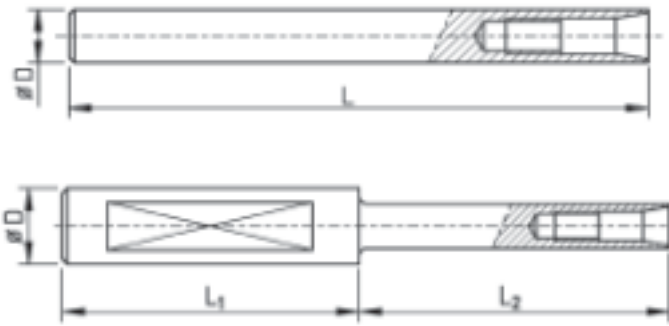

Bild 1

Bild 2

Aufnahmen gehärtet und geschliffen

Holders are hardened and ground

	Artikel-Nr. *article-no.*	Zange *collet*	D	L	L_1	L_2	A	Bild *picture*
	E6023/06100	6023E	6	100	80	20	7,2	2
	E6023/07100	6023E	7	100	-	-	-	1
	E6023/0870	6023E	8	70	-	-	-	1
	E6023/08100	6023E	8	100	-	-	-	1
	E6023/08150	6023E	8	150	-	-	8	1
	E6023/08200	6023E	8	200	-	-	8	1
*	E6043/0930	6043E	9	30	-	-	-	1
*	E6043/0940	6043E	9	40	-	-	-	1
	E6043/09100	6043E	9	100	-	-	-	1
	E6043/10100S	6043E	10	100	50	50	9	2
*	E600/10100	600E	10	100	-	-	-	1
*	E600/10125	600E	10	125	-	-	-	1
	E601/12100	601E	12	100	-	-	-	1
	E601/16100	601E	16	100	-	-	-	1
*	E601/16160	601E	16	160	-	-	-	1
*	E601/1890-2WD	601E	18	90				

Aus Vergütungsstahl
Klemmfläche oder Durchgangsbohrungen mit Aufpreis
*** Ausverkaufsartikel**

Material: Heat-treated steel
Clamping flat or through-bore for extra charge
**** sellout article***

Zangenspannfutter
für JACOBS Rubber-Flex Zangen

Collet Holders
for JACOBS Rubber-Flex

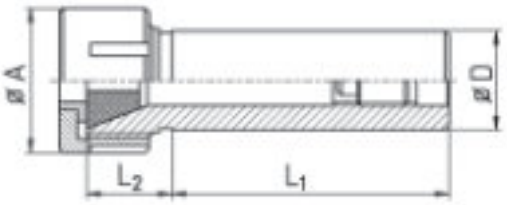

	Artikel-Nr. *article-no.*	Orig. Nr. TRAUB / INDEX *orig.-no. TRAUB / INDEX*	Zange *collet*	D	L_1	L_2	A	Bereich *range*	Mutter *nut*
*	ROZ 3161	Tb 315 003 W12.126.0046	41	3/4”	46	19	21	1 - 6,5	ROZ 3157
*	ROZ 3162		41	16mm	46	19	21	1 - 6,5	ROZ 3157
*	ROZ3163FL		41	20	46	19	21	1 - 6,5	ROZ 3157
*	ROZ 3164FL		41	20	70	19	21	1 - 6,5	ROZ 3157
*	ROZ 3170	Tb 315 005 W12.121.0046	42	3/4”	46	19	31	2 - 10	ROZ 3158
*	ROZ 3171	Tb 614 666	42	1”	46	19	31	2 - 10	ROZ 3158
*	ROZ 3172 *		42	25mm	46	19	31	2 - 10	ROZ 3158
*	ROZ 3173 *		42	20mm	46	19	31	2 - 10	ROZ 3158
*	ROZ3174		42	16	60	19	31	2 - 10	ROZ 3158
*	ROZ 3180	Tb 614 665 W32.121.00	44	1”	46	33	40	1,8 - 13 (15)	ROZ 3159
*	ROZ 3182 *		44	25mm	46	33	40	1,8 - 13 (15)	ROZ 3159
*	ROZ 3184 *		44	20mm	46	33	40	1,8 - 13 (15)	ROZ 3159
*	ROZ 3185		44	3/4”	46	33	40	1,8 - 13 (15)	ROZ 3159

*** Auch mit Klemmfläche lieferbar**
*** Ausverkaufsartikel**

**** Also available with clamping flat***
**** sellout article***

Pendelhalter
Reamer Holders

- Pendelhalter können zum Ausgleich von Fluchtungsfehlern auch für starres Gewindebohren auf CNC-Werkzeugmaschinen eingesetzt werden.
- Alle Pendelhalter werden inkl. Standard-mutter geliefert .
- Pendelhalter mit "AK" werden inkl. abgedichteter Mutter geliefert.
- Abkürzungen bei den Halter-Bezeichnungen siehe auch Technische Informationen Seite 69 - 70.
- Bei Haltern mit Kühlmittelanschluss:
  IK = axialer Kühlmittelanschluss
  AK = seitlicher (radialer) Kühlmittel-anschluss.

  Gewinde des Kühlmittelanschlusses:

  AK0 = M12x1,5
  AK1 = G1/8"
  AK2 = M8x1
  AK3 = M10x1

  Alle Halter AK0 können auf AK1 - AK3 reduziert werden.
- Einstellen des Freipendelns bei Haltern mit dieser Option:
  - Schwarze Schrauben auf der vorderen Stirnseite leicht lösen.
  - Blanke Schraube ganz herausdrehen. Unter dieser befindet sich die Lochung zum Einstellen des Freipendelns.
  - Ist die gewünschte Einstellung erreicht, alle Schrauben wieder anziehen.
- Siehe auch Spannzangen mit pendelndem Ausgleich (S. 52)

- *Reamer holders could be used for compensate misalignment while tapping on CNC-machines.*
- *All reamer holders will be supplied with clamping nut (standard).*
- *Reamer holders with "AK" will be supplied with sealed nut.*
- *Abbreviations for holders see technical Information page 69 - 70.*
- *Holders with inner coolant inlet:*
  IK = axial coolant inlet
  AK= radial coolant inlet

  Thread of coolant inlet:
  AK0 = M12x1.5
  AK1 = G1/8"
  AK2 = M8x1
  AK3 = M10x1

  All holders with coolant inlet AK0 can be reduced to AK1 - AK3.
- *Adjusting of axial float:*
  - Release frontal black screws
  - Silver screw has to be removed completely. Below this screw are the bores to adjust
  - After adjusting tighten all screws
- *See also Floating Reamer Collets (p. 52)*

Siehe auch Rendelzangen auf Seite 52

Find also Floating Reamer Collets on page 52

Pendelhalter ER11
mit Kühlmittelanschluss

Reamer Holders ER11
with Inner Coolant

- 1 mm Pendelweg in alle Richtungen
- Sehr schmal gebaut
- Exakt paralleles Pendeln
- Selbstzentrierend
- Kein Abkippen möglich
- Inkl. Standardmutter ER11M

- *1 mm float in all directions*
- *Compact dimensions*
- *Self-centering*
- *Non tilting possible*
- *Incl. standard nut ER11M*

	Artikel-Nr. *article-no.*	D	C	B	L_1	L_2	G
*	PH111032	10	45	24	32	32	*
*	PH111040	10	45	24	40	32	*
*	PH111232	12	45	24	32	32	*
*	PH111240	12	45	24	40	32	*
*	PH111445IK	14	45	24	45	32	G1/8”
*	PH111650IK	16	45	24	50	32	G1/8”
*	PH111680IK	16	45	24	80	32	G1/8”
	PH111950IK	3/4"	45	24	50	32	G1/8”
*	PH111970IK	3/4"	45	24	70	32	G1/8”
*	PH1119120IK	3/4"	45	24	120	32	G1/8”
*	PH112050IK	20	45	24	50	32	G1/8”
*	PH112070IK	20	45	24	70	32	G1/8”
*	PH112250IK	22	45	24	50	32	G1/8”
*	PH112270IK	22	45	24	70	32	G1/8”
*	PH1122120IK	22	45	24	120	32	G1/8”
*	PH112550IK	25	45	24	50	32	G1/8”
*	PH112570IK	25	45	24	70	32	G1/8”
*	PH112650IK	1"	45	24	50	32	G1/8”
*	PH112670IK	1"	45	24	70	32	G1/8”
*	PH112870IK	28	45	24	70	32	G1/8”
*	PH111032AK1	10	45	24	32	40	G1/8”
*	PH111232AK1	12	45	24	32	40	G1/8”
*	PH111650AK1	16	45	24	50	40	G1/8”
*	PH112050AK1	20	45	24	50	37	G1/8”
*	PH112070AK1	20	45	24	70	37	G1/8"
*	PH112250AK1	22	45	24	50	37	G1/8”
*	PH112550AK1	25	45	24	50	42	G1/8”
*	PH112570AK1	25	45	24	70	42	G1/8”
*	PH1125140AK1	25	45	24	140	37	G1/8”
*	PH1122SRRAK1	22	45	24	25	37	G1/8”

Ausführung IK
version IK

Ausführung AK
version AK

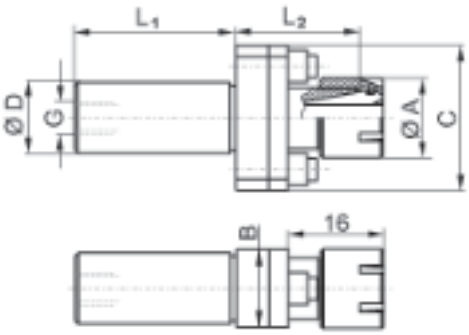

STAR Maschinen-Typ / *machine type:*

SR10J (Pos T22+ T24) ; SB12 / 20R ; SB16 / 20 ;
SR20J / JN ; SR32J / JN ; SR20 R / II / III ; SV20R ; SW12RII ;
ECAS12/20 ; SR20RIV (Pos T21 - T24 verbaut / *overlaps* T25 - T28)

* ohne Kühlmittelanschluss - *without inner coolant*
* Ausverkaufsartikel - *sellout article*

ER11M = M13 x 0,75

UM/ER11 = M14 x 0,75

Auch mit Standardmutter M14 x 0,75 erhältlich - Art.Nr. PHU...
Also available with standard nut M14 x 0,75 - Art. No. PHU...

Pendelhalter ER16
mit Kühlmittelanschluss

Reamer Holders ER16
with Inner Coolant

- 1 mm Pendelweg in alle Richtungen
- Sehr schmal gebaut
- Exakt paralleles Pendeln
- Selbstzentrierend
- Kein Abkippen möglich
- Inkl. Standardmutter ER16M

- *1 mm float in all directions*
- *Compact dimensions*
- *Self-centreing*
- *Non tilting possible*
- *Incl. standard nut ER16M*

	Artikel-Nr. *article-no.*	D	C	B	L_1	L_2	G
*	PH161032	10	45	24	32	32	*
*	PH161040	10	45	24	40	32	*
*	PH161232	12	45	24	32	38	*
*	PH161240	12	45	24	40	38	*
*	PH161445IK	14	45	24	45	32	G1/8”
	PH161650IK	16	45	24	50	32	G1/8”
*	PH161680IK	16	45	24	80	38	G1/8”
	PH161950IK	3/4"	45	24	50	38	G1/8”
*	PH161970IK	3/4"	45	24	70	32	G1/8”
*	PH1619120IK	3/4"	45	24	120	32	G1/8”
	PH162050IK	20	45	24	50	38	G1/8”
*	PH162070IK	20	45	24	70	32	G1/8”
*	PH162250IK	22	45	24	50	32	G1/8”
	PH162270IK	22	45	24	70	38	G1/8”
*	PH1622120IK	22	45	24	120	32	G1/8”
	PH162550IK	25	45	24	50	32	G1/8”
*	PH162570IK	25	45	24	70	38	G1/8”
	PH162650IK	1"	45	24	50	32	G1/8”
*	PH162670IK	1"	45	24	70	32	G1/8”
*	PH162870IKWD	28	45	24	70	38	G1/8”
*	PH161032AK1	10	45	24	32	40	G1/8”
*	PH161232AK1	12	45	24	32	46	G1/8”
*	PH161650AK1	16	45	24	50	46	G1/8”
*	PH162050AK1	20	45	24	50	37	G1/8”
*	PH162250AK1	22	45	24	50	37	G1/8”
*	PH162550AK1	25	45	24	50	48	G1/8”
*	PH162570AK1	25	45	24	70	42	G1/8”
*	PH1625140AK1	25	45	24	140	44	G1/8”
	PH1622SRRAK1	22	45	24	25	37	G1/8”

Ausführung IK
version IK

Ausführung AK
version AK

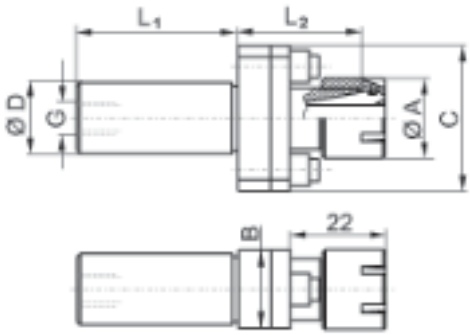

STAR Maschinen-Typ / *machine type:*

SR10J (Pos T22+ T24) ; SB12 / 20R ; SB16 / 20 ;
SR20J / JN ; SR32J / JN ; SR20 R / II / III ; SV20R ; SW12RII ;
ECAS12/20 ; SR20RIV (Pos T21 - T24 verbaut / *overlaps* T25 - T28)

* ohne Kühlmittelanschluss - *without inner coolant*
* Ausverkaufsartikel - *sellout article*

ER16M = M19 x 1

Pendelhalter Typ ER11

Reamer Holders Type ER11

- 0,5 mm Pendelweg in alle Richtungen
- Mit extrem kleinen Baumaßen (z.B. für CNC Langdreher)
- Ideal für Reibahlen von 1 mm - 7 mm (nicht einstellbar)
- Inkl. Mutter ER11M / UM/ER11

- *0,5 mm float in all directions*
- *Very small dimensions (e.g. for CNC lathes)*
- *Perfect for reamers 1 mm - 7 mm (not adjustable)*
- *Incl. nut ER11M / UM/ER11*

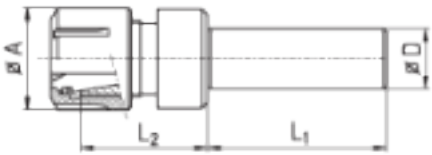

Beisp. - *expl.:* Mutter - *nut* **ER11M**

ER11M = M13 x 0,75

UM/ER11 = M14 x 0,75

Mini-Mutter / mini *nut*			Standard-Mutter / *standard nut*							
Artikel-Nr. *article-no.*	Mutter *nut*	A	Artikel-Nr. *article-no.*	Mutter *nut*	A	D	L_1	L_2	mit Bund *with stop collar*
* EPM111620BU	ER11M	16	* EPU111620BU	UM/ER11	19	16	20	28	X
EPM111670LBU	ER11M	16	EPU111670LBU	UM/ER11	19	16	63	21	X
* EPM111670XLBU	ER11M	16	* EPU111670XLBU	UM/ER11	19	16	70	26	X
EPM111940FLBU	ER11M	16	EPU111940FLBU	UM/ER11	19	3/4"	40	28	X
EPM111950FL	ER11M	16	EPU111950FL	UM/ER11	19	3/4"	50	16	
* EPM111970FL	ER11M	16	* EPU111970FL	UM/ER11	19	3/4"	70	16	
* EPM1119120FL	ER11M	16	* EPU1119120FL	UM/ER11	19	3/4"	120	16	
* EPM1119120FLXLBU	ER11M	16	* EPU1119120FLXLBU	UM/ER11	19	3/4"	120	28	X
EMP112050FL	ER11M	16	EPU112050FL	UM/ER11	19	20	50	16	
EPM112070FL	ER11M	16	EPU112070FL	UM/ER11	19	20	70	16	
* EPM1120120FLBU	ER11M	16	* EPU1120120FLBU	UM/ER11	19	20	114	28	X
EPM112250FL	ER11M	16	EPU112250FL	UM/ER11	19	22	50	16	
* EPM112270FL	ER11M	16	* EPU112270FL	UM/ER11	19	22	70	16	
* EPM112538FLBU	ER11M	16	* EPU112538FLBU	UM/ER11	19	25	38	16	X
* EPM112538WD	ER11M	16	* EPU112538WD	UM/ER11	19	25	38	16	
* EPM112550WD	ER11M	16	* EPU112550WD	UM/ER11	19	25	50	16	
* EPM112580WD	ER11M	16	* EPU112580WD	UM/ER11	19	25	80	16	
EPM1125115BU	ER11M	16	EPU1125115BU	UM/ER11	19	25	115	31	X
* EPM1125115FLBU	ER11M	16	* EPU1125115FLBU	UM/ER11	19	25	115	31	X
* EPM112680WD	ER11M	16	* EPU112680WD	UM/ER11	19	1"	80	16	
* EPM1122SR #	ER11M	16	* EPM1122SR #	UM/ER11	19	22	25	27	X
* EPM1122SRR ##	ER11M	16	* EPM1122SRR ##	UM/ER11	19	22	25	27	X

Für STAR Maschinen-Typ / *machine type:*
SR32 ; SR32J
SR10J (Pos T22+ T24) ; SB12 / 20R ; SB16 / 20 ; SR20J / JN ; SR32J / JN ; SR20 R / II / III ; SV20R ; SW12RII ; ECAS12/20; SR20RIV (Pos T21 - T24 verbaut / *overlaps* T25 - T28)

Schlüssel - *spanner:* **E11M / GS17**
Reibahlen bevorzugt in kurzer Ausführung (Automatenausführung) wählen - *use reamers in short dimensions*
BU = Halter mit Bund - *BU = holders with flange*
* Ausverkaufsartikel - *sellout article*

Pendelhalter Typ ER16

Reamer Holders Type ER16

- 0,5 mm Pendelweg in alle Richtungen
- Mit extrem kleinen Baumaßen (z.B. für CNC Langdreher)
- Ideal für Reibahlen von 1 mm - 7 mm (nicht einstellbar)
- Inkl. Mutter ER16M / UM/ER16

- *0,5 mm float in all directions*
- *Very small dimensions (e.g. for CNC lathes)*
- *Perfect for reamers 1 mm - 7 mm (not adjustable)*
- *Incl. nut ER16M / UM/ER16*

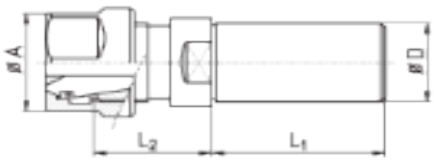

Beisp. - *expl.:* Mutter - *nut* UM/ER16

ER16M = M19 x 1

UM/ER16 = M22 x 1,5

Mini-Mutter / mini *nut*			Standard-Mutter / *standard nut*						
Artikel-Nr. *article-no.*	Mutter *nut*	A	Artikel-Nr. *article-no.*	Mutter *nut*	A	D	L_1	L_2	mit Bund *with stop collar*
* EPM161620BU	ER16M	22	* EPU161620BU	UM/ER16	28	16	20	38	X
* EPM161670LBU	ER16M	22	* EPU161670LBU	UM/ER16	28	16	60	36	X
* EPM161670XLBU	ER16M	22	* EPU161670XLBU	UM/ER16	28	16	70	36	X
EPM161940FLBU	ER16M	22	EPU161940FLBU	UM/ER16	28	3/4"	40	38	X
EPM161950FL	ER16M	22	EPU161950FL	UM/ER16	28	3/4"	50	26	
EPM161970FL	ER16M	22	EPU161970FL	UM/ER16	28	3/4"	70	26	
* EPM1619120FL	ER16M	22	* EPU1619120FL	UM/ER16	28	3/4"	120	26	
* EPM1619120FLXLBU	ER16M	22	* EPU1619120FLXLBU	UM/ER16	28	3/4"	120	38	X
EPM162050FL	ER16M	22	EPU162050FL	UM/ER16	28	20	50	38	
EPM162070FL	ER16M	22	EPU162070FLBU	UM/ER16	28	20	70	38	
* EPM1620120FLBU	ER16M	22	* EPU1620120FLBU	UM/ER16	28	20	114	38	X
EPM162250FL	ER16M	22	EPU162250FL	UM/ER16	28	22	50	26	
EPM162270FL	ER16M	22	EPU162270FL	UM/ER16	28	22	70	26	
* EPM162538FLBU	ER16M	22	* EPU162538FLBU	UM/ER16	28	25	38	26	X
EPM162538WD	ER16M	22	EPU162538WD	UM/ER16	28	25	38	26	
* EPM162550WD	ER16M	22	* EPU162550WD	UM/ER16	28	25	50	26	
* EPM162580WD	ER16M	22	* EPU162580WD	UM/ER16	28	25	80	26	
* EPM1625115BU	ER16M	22	* EPU1625115BU	UM/ER16	28	25	115	41	X
* EPM1625115FLBU	ER16M	22	* EPU1625115FLBU	UM/ER16	28	25	115	41	X
EPM162680WD	ER16M	22	EPU162680WD	UM/ER16	28	1"	80	26	
* EPM1622SR #	ER16M	22	* EPU1622SR #	UM/ER16	28	22	25	37	X
* EPM1622SRR ##	ER16M	22	* EPU1622SRR ##	UM/ER16	28	22	25	37	X

Für STAR Maschinen-Typ / *machine type:*
SR32 ; SR32J
SR10J (Pos T22+ T24) ; SB12 / 20R ; SB16 / 20 ; SR20J / JN ; SR32J / JN ; SR20 R / II / III ; SV20R ; SW12RII ; ECAS12/20; SR20RIV (Pos T21 - T24 verbaut / *overlaps* T25 - T28)

Schlüssel - *spanner:* **E16M / GS25**
Reibahlen bevorzugt in kurzer Ausführung (Automatenausführung) wählen - *use reamers in short dimensions*
BU = Halter mit Bund - *BU = holders with flange*
* Ausverkaufsartikel - *sellout article*

Pendelhalter Typ ER25

Reamer Holders Type ER25

- 0,5 mm Pendelweg in alle Richtungen
- Kugelgelagert
- Pendelkraft mit Einstellschlüssel EPM6 verstellbar
- Inkl. Standardmutter UM/ER25

- *0,5 mm float in all directions*
- *Ball bearing guided*
- *Floating pressure adjustable with EPM6 spanner*
- *Incl. standard nut UM/ER25*

	Artikel-Nr. *article-no.*	D	L_1	L_2	Bereich *range*	mit Bund *with stop collar*
*	EPU25V20	20	40	62	3 -16	X
	EPU251640BU	16	40	52	3 - 16	X
*	EPU251945BU	3/4"	45	52	3 - 16	X
	EPU252050FLBU	20	50	52	3 - 16	X
	EPU252550WDBU	25	50	52	3 - 16	X
*	EPU252650BU	1“	50	52	3 - 16	X
*	EPU252650WDBU	1“	50	52	3 - 16	X
*	EPU253265WDBU	32	65	52	3 - 16	X

UM/ER25 = M32 x 1,5

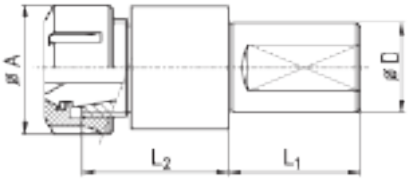

Schlüssel - ***spanner:*** **E25**
BU = Halter mit Bund - ***BU = holders with flange***
*** Ausverkaufsartikel -** ***sellout article***

Einstellschlüssel *Adjusting Spanner*	Artikel-Nr. *article-no.*
	EPM6

Pendelhalter
Schaft mit Trapezgewinde

Reamer Holders
Shank with Trapezoid Thread

	Artikel-Nr. *article-no.*	L_1	L_2	D	mit Bund *with stop collar*
*	V155.T20WD	74	41	Tr20x2,0	X

*** Ausverkaufsartikel -** ***sellout article***

UX/ER20 = M25 x 1,5

Pendelhalter, einstellbar
mit Zangenspannung

- Schlanke Bauform, parallel kugelgelagert, präzise Führung
- Exaktes Parallelpendeln
  (Freipendeln wie z.B. Seite 119 nicht möglich)
- Zum Ausgleich von Fluchtungsfehlern beim Einsatz auf CNC-Werkzeugmaschinen
- Federkraft (Zentrierkraft) verstellbar
- Inkl. Standardmutter

Adjustable Reamer Holders
with Collet Clamping

- *Slim dimensions, accurate parallel floating*
- *Ball bearing guided*
- *No axial float possible*
- *Spring pressure adjustable*
- *Incl. standard nut*

Artikel-Nr. *article-no.*	Zange *collet*	Mutter *nut*	D	C	L_1	L_2	R
V155.516	ER11	UM/ER11	16	32	46	40	1
V155.519	ER11	UM/ER11	3/4"	32	46	40	1
V155.520	ER11	UM/ER11	20	32	46	40	1
V155.522	ER11	UM/ER11	22	32	46	40	1
V155.522SW #	ER11	UM/ER11	22	32	25	40	2
V155.522L	ER11	UM/ER11	22	32	70	40	1
V155.525	ER11	UM/ER11	25	32	46	40	1
V155.526	ER11	UM/ER11	1"	32	46	40	1
V155.616	ER16	ER16M	16	32	46	44	1
V155.619	ER16	ER16M	3/4"	32	46	44	1
V155.620	ER16	ER16M	20	32	46	44	1
V155.622	ER16	ER16M	22	32	46	46	1
V155.622SW #	ER16	ER16M	22	32	25	44	2
V155.625	ER16	ER16M	25	32	46	44	1
V155.626	ER16	ER16M	1"	32	46	44	1

auch mit IK lieferbar - also available with inner coolant

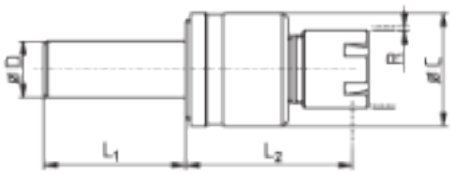

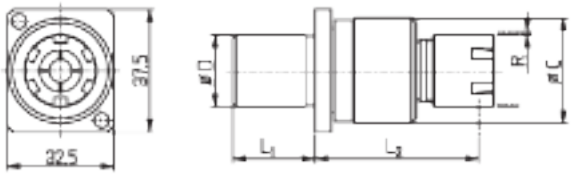

Beisp. - *expl.:* **V155.622SW**

Für STAR Maschinen-Typ / *machine type:*

SW20 ; SR20RIV ; SB12/20R ; SR38 ; SV20R ; SW12RII

UM/ER11 = M14 x 0,75

ER16M = M19 x 1

Pendelhalter, einstellbar
mit Zangenspannung

- Einsatz: Freipendelnd und parallelpendelnd s. techn. Informationen S. 111
- Kann auch zum Ausgleich von Fluchtungsfehlern für starres Gewindebohren auf CNC-Werkzeugmaschinen eingesetzt werden
- Die Zentrierkraft (abhängig von der Größe der Reibahle) kann über Schraube 1 eingestellt werden
- Freipendeln über Mutter 2 einstellbar
- Inkl. Standardmutter

Adjustable Reamer Holders
with Collet Clamping

- *Axial and parallel floating*
- *See technical information page 111*
- *Screw (1) adjusts spring pressure, giving parallel float adjustment*
- *Nut (2) adjusts axial float*
- *Incl. standard nut*

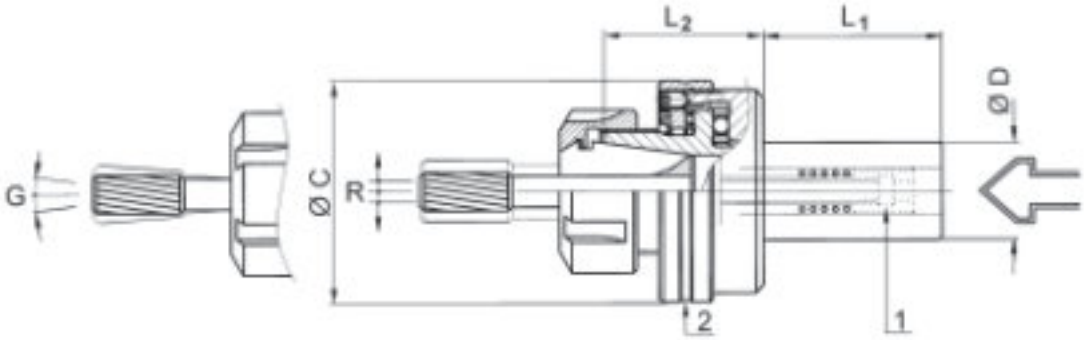

Innere Kühlmittel-zufuhr möglich
Inner coolant possible

Artikel-Nr. *article-no.*	Zange *collet*	Mutter *nut*	D	C	L_1	L_2	R
V155.715 *	ER11	ER11A	5/8"	42	46	35	1
V155.716 *	ER11	ER11A	16	42	46	35	1
V155.719 *	ER11	ER11A	3/4"	42	46	35	1
V155.720 *	ER11	ER11A	20	42	46	35	1
V155.722 *	ER11	ER11A	22	42	46	34	1
V155.725 *	ER11	ER11A	25	42	46	34	1
V155.726 *	ER11	ER11A	1"	42	46	34	1
V155.015	ER16	UM/ER16	5/8"	42	46	33	1
V155.016	ER16	UM/ER16	16	42	46	33	1
V155.019	ER16	UM/ER16	3/4"	42	46	33	1
V155.020	ER16	UM/ER16	20	42	46	33	1
V155.022	ER16	UM/ER16	22	42	46	33	1
V155.025	ER16	UM/ER16	25	42	46	33	1
V155.026	ER16	UM/ER16	1"	42	46	33	1
V155.116	ER20	UM/ER20	16	50	46	39	1
V155.119	ER20	UM/ER20	3/4"	50	46	39	1
V155.120	ER20	UM/ER20	20	50	46	39	1
V155.125	ER20	UM/ER20	25	50	46	39	1
V155.126	ER20	UM/ER20	1"	50	46	39	1

Artikel-Nr. *article-no.*	Zange *collet*	Mutter *nut*	D	C	L_1	L_2	R
V155.216	ER25	UM/ER25	16	57	46	41	1
V155.219	ER25	UM/ER25	3/4"	57	46	41	1
V155.220	ER25	UM/ER25	20	57	46	41	1
V155.222	ER25	UM/ER25	22	57	46	41	1
V155.225	ER25	UM/ER25	25	57	46	41	1
V155.226	ER25	UM/ER25	1"	57	46	41	1
V155.232	ER25	UM/ER25	32	57	46	41	1
V155.325	ER32	UM/ER32	25	69	50	45	1,5
V155.326	ER32	UM/ER32	1"	69	50	45	1,5
V155.330	ER32	UM/ER32	30	69	50	45	1,5
V155.331	ER32	UM/ER32	1 1/4"	69	50	45	1,5
V155.332	ER32	UM/ER32	32	69	50	45	1,5
V155.425	ER40	UM/ER40	25	79	50	49	1,5
V155.426	ER40	UM/ER40	1"	79	50	49	1,5
V155.431	ER40	UM/ER40	1 1/4"	79	50	49	1,5
V155.432	ER40	UM/ER40	32	79	50	49	1,5

* Halter mit Außengewinde-Mutter ER11A

* *Holder with external thread nuts ER11A*

ER11AEX = M18 X 1

UM/ER16 = M22 x 1,5

UM/ER20 = M25 x 1,5

UM/ER25 = M32 x 1,5

UM/ER32 = M40 x 1,5

UM/ER40 = M50 x 1,5

Einstellbare VDI-Pendelhalter

Adjustable VDI-Reamer Holders

- **Einsatz: Freipendelnd (G) und parallelpendelnd (R) siehe techn. Informationen S. 111**
- **Kann auch zum Ausgleich von Fluchtungsfehlern für starres Gewindebohren auf CNC-Werkzeugmaschinen eingesetzt werden**
- **Die Zentrierkraft (abhängig von der Größe der Reibahle) kann über Schraube 2 eingestellt werden**
- **Freipendeln (G) über Mutter 3 einstellbar**

- ***Axial (G) and parallel (R) floating***
- ***See technical information page 111***
- ***Screw (2) adjusts spring pressure, giving parallel float adjustment***
- ***Nut (3) adjusts axial float (G)***

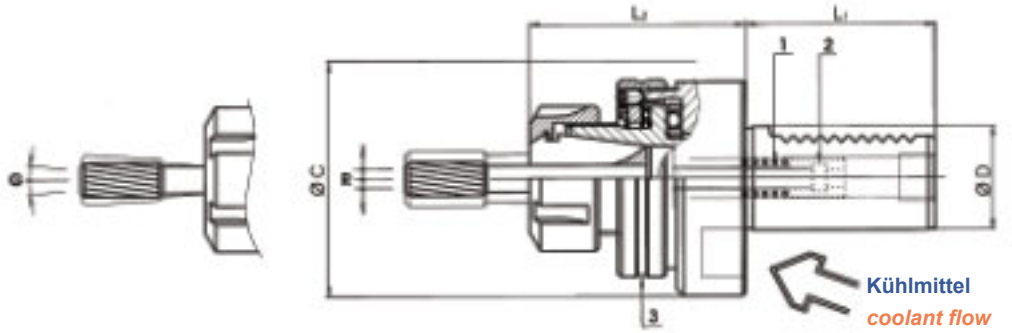

UM/ER25 = M32 x 1,5

UM/ER32 = M40 x 1,5

Artikel-Nr. *article-no.*	D	C	L_1	L_2	R	Zange *collet*
V155.9 K3.20.25	20	57	40	57	1	ER25
V155.9 K3.30.25	30	68	55	64	1	ER25
V155.9 K3.30.32	30	68	55	72	1,5	ER32
V155.9 K3.40.32	40	83	63	74	1,5	ER32

Inkl. Mutter *supplied with nut*

Pendelhalter, einstellbar
mit Morsekonus

Adjustable Reamer Holders
with Morse Cone

- **Einsatz: Freipendelnd und parallelpendelnd s. techn. Informationen S.111**
- **Kann auch zum Ausgleich von Fluchtungsfehlern für starres Gewindebohren auf CNC-Werkzeugmaschinen eingesetzt werden.**
- **Inkl. Standardmutter**

- ***Axial and parallel floating***
- ***See technical information page 111***
- ***Incl. standard nut***

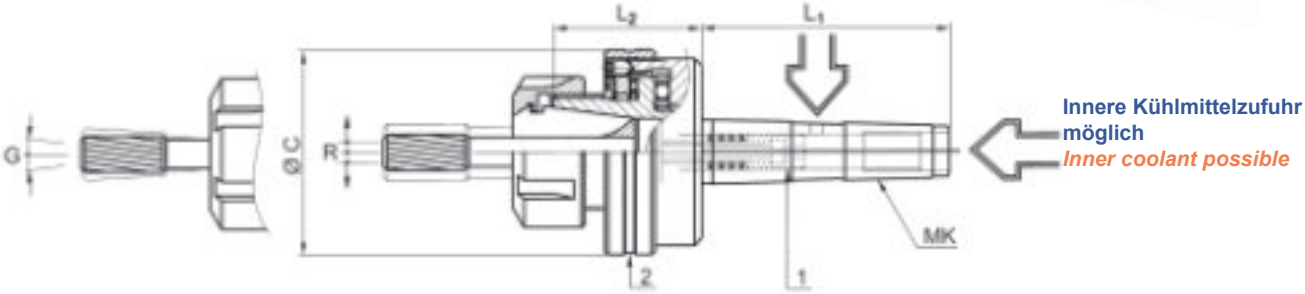

Artikel-Nr. *article-no.*	Zange *collet*	Mutter *nut*	MK	C	L_1	L_2	R
V155.702	ER11	UM/ER11	MK2	42	69	35	1
V155.703	ER11	UM/ER11	MK3	42	86	35	1
V155.002	ER16	UM/ER16	MK2	42	69	34	1
V155.003	ER16	UM/ER16	MK3	42	86	34	1
V155.102	ER20	UM/ER20	MK2	50	69	39	1
V155.103	ER20	UM/ER20	MK3	50	86	39	1
V155.202	ER25	UM/ER25	MK2	57	69	41	1
V155.203	ER25	UM/ER25	MK3	57	86	41	1
V155.303	ER32	UM/ER32	MK3	69	86	45	1.5
V155.304	ER32	UM/ER32	MK4	69	109	45	1.5
V155.404	ER40	UM/ER40	MK4	79	109	49	1.5

UM/ER11 = M14 x 0,75

UM/ER16 = M22 x 1,5

UM/ER20 = M25 x 1,5

UM/ER25 = M32 x 1,5

UM/ER32 = M40 x 1,5

UM/ER40 = M50 x 1,5

Austreiberlappen für MK-Futter s. Seite 95
Ejector Drifts for MT-Holders see page 95

Gewindeschneidfutter
Tap Holders

- Alle Gewindeschneidfutter werden inkl. Standard-Mutter geliefert
- Gewindeschneidfutter mit "AK" werden inkl. abgedichteter Mutter geliefert
- Abkürzungen bei den Halter-Bezeichnungen siehe auch Technische Informationen S. 69 - 70

- *All tap holders will be supplied with clamping nut (standard)*
- *Tap holders with "AK" will be supplied with sealed nut*
- *Abbreviations for holders see technical information page 69 - 70*

Siehe auch Gewindebohrerspannzangen auf Seite 53

Find also Tapping Collets on page 53

Gewindeschneidfutter ER08M / ER11M
extrem kleine Baumaße, präzise Führung

Tap Holders ER08M / ER11M
Extremely Small Dimensions, Precisely Guided

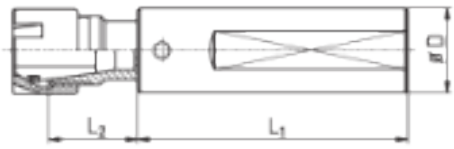

	Artikel-Nr. *article-no.*	Zange *collet*	D	L_1	L_2	Auszug *pullout*	Bereich *range*	Mutter *nut*
*	GFM081450WD	ER08	14	50	10	7	M1 - M6	ER08M
*	GFM085840WD	ER08	5/8"	40	10	7	M1 - M6	ER08M
*	GFM085850WD	ER08	5/8"	50	10	7	M1 - M6	ER08M
*	GFM081650WD	ER08	16	50	10	7	M1 - M6	ER08M
*	GFM111450WD	ER11	14	50	18	7	M1 - M8	ER11M
*	GFM115840WD	ER11	5/8"	40	18	7	M1 - M8	ER11M
*	GFM115850WD	ER11	5/8"	50	18	7	M1 - M8	ER11M
	GFM111650WD	ER11	16	50	18	7	M1 - M8	ER11M

*** Ausverkaufsartikel**

**** sellout article***

ER08M = M10 x 0,75

ER11M = M13 x 0,75

Gewindeschneidfutter ER11 / ER11M
schlanke Bauform, präzise Führung

Tap Holders ER11 / ER11M
Slim Type, Precisely Guided

Beispiel - *example:*
Halter GFM mit durchgehender Spannfläche WD
Holder GFM with clamping flat throughout WD

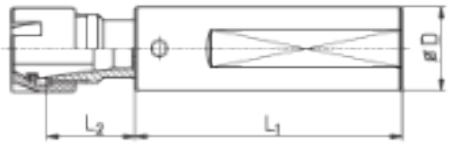

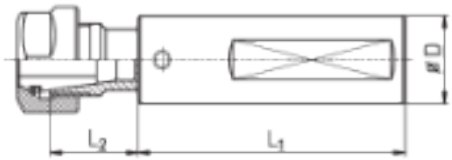

UM/ER11 = M14 x 0,75

ER11M = M13 x 0,75

Beispiel - *example:*
Halter GFU mit abgesetzter Spannfläche FL
Holder GFU with enclosed clamping flat FL

	Artikel-Nr. *article-no.*	D	L_1	L_2	Mutter *nut*
	GFU111645BU	16	45	9	UM/ER11
	GFU111838	18	38	9	UM/ER11
*	GFU111880	18	80	9	UM/ER11
*	GFU1118250BU	18	250	9	UM/ER11
*	GFU111950	3/4”	50	9	UM/ER11
*	GFU111950FL	3/4”	50	9	UM/ER11
	GFU111960FL	3/4"	60	9	UM/ER11
	GFU111970	3/4"	70	9	UM/ER11
*	GFU111970FL	3/4”	70	9	UM/ER11
*	GFU1119120FL	3/4”	120	9	UM/ER11
	GFU112050WD	20	50	9	UM/ER11
	GFU112060FL	20	60	10	UM/ER11
	GFU112070	20	70	9	UM/ER11
*	GFU112070WD	20	70	9	UM/ER11
*	GFU1120120WD	20	120	9	UM/ER11
*	GFU1120150BU	20	150	9	UM/ER11
*	GFU112250FL	22	50	9	UM/ER11
*	GFU112270	22	70	9	UM/ER11
*	GFU112270WD	22	70	9	UM/ER11
	GFU1122105WD	22	105	9	UM/ER11
*	GFU1122100WD	22	100	9	UM/ER11
	GFU1122100	22	100	9	UM/ER11
	GFU112570	25	70	9	UM/ER11
*	GFU112570FL	25	70	9	UM/ER11
	GFU112650	1"	50	9	UM/ER11
*	GFU112650WD	1"	50	9	UM/ER11
	GFU112670	1"	70	9	UM/ER11
*	GFU112670WD	1"	70	9	UM/ER11
	GFU112880FL	28	80	9	UM/ER11

	Artikel-Nr. *article-no.*	D	L_1	L_2	Mutter *nut*
	GFM111645BU	16	45	10	ER11M
	GFM111838	18	38	9	ER11M
*	GFM111880	18	80	10	ER11M
*	GFM1118250BU	18	250	10	ER11M
*	GFM111950	3/4”	50	10	ER11M
*	GFM111950FL	3/4”	50	10	ER11M
	GFM111960FL	3/4"	60	10	ER11M
	GFM111970	3/4"	70	10	ER11M
*	GFM111970FL	3/4”	70	10	ER11M
*	GFM1119120FL	3/4”	120	10	ER11M
	GFM112050WD	20	50	10	ER11M
	GFM112060FL	20	60	10	ER11M
	GFM112070	20	70	10	ER11M
*	GFM112070WD	20	70	10	ER11M
*	GFM1120120WD	20	120	10	ER11M
*	GFM1120150BU	20	150	10	ER11M
*	GFM112250FL	22	50	10	ER11M
*	GFM112270	22	70	10	ER11M
*	GFM112270WD	22	70	10	ER11M
	GFM1122105WD	22	105	10	ER11M
*	GFM1122100WD	22	100	10	ER11M
	GFM1122100	22	100	9	ER11M
	GFM112570	25	70	9	ER11M
*	GFM112570FL	25	70	9	ER11M
	GFM112650	1"	50	9	ER11M
*	GFM112650WD	1"	50	9	ER11M
	GFM112670	1"	70	9	ER11M
*	GFM112670WD	1"	70	9	ER11M
	GFM112880FL	28	80	9	ER11M

*** Ausverkaufsartikel**

**** sellout article***

Gewindeschneidfutter ER16 /ER16M /ER20M
schlanke Bauform, präzise Führung

Tap Holders ER16 /ER16M /ER20M
Slim Type, Precisely Guided

Beispiel - *example:*
Halter GFM mit durchgehender Spannfläche WD
Holder GFM with clamping flat throughout WD

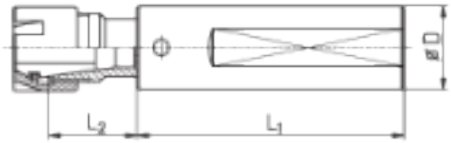

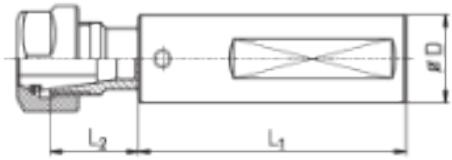

UM/ER16 = M22 x 1,5

ER20M = M24 x 1

ER16M = M19 x 1

Beispiel - *example:*
Halter GFU mit abgesetzter Spannfläche FL
Holder GFU with enclosed clamping flat FL

	Artikel-Nr. *article-no.*	D	L_1	L_2	Mutter *nut*
*	GFU161645BU	16	45	19	UM/ER16
	GFU161838	18	38	19	UM/ER16
*	GFU161880	18	80	19	UM/ER16
*	GFU1618250BU	18	250	19	UM/ER16
	GFU161950	3/4”	50	19	UM/ER16
	GFU161950FL	3/4”	50	19	UM/ER16
	GFU161960FL	3/4"	60	19	UM/ER16
*	GFU161970	3/4”	70	19	UM/ER16
*	GFU161970FL	3/4”	70	19	UM/ER16
*	GFU1619120FL	3/4”	120	19	UM/ER16
	GFU162050WD	20	50	19	UM/ER16
*	GFU162060FL	20	60	19	UM/ER16
*	GFU162070	20	70	19	UM/ER16
	GFU162070WD	20	70	19	UM/ER16
	GFU1620120WD	20	120	19	UM/ER16
*	GFU1620150BU	20	150	19	UM/ER16
	GFU162250FL	22	50	19	UM/ER16
	GFU162270	22	70	19	UM/ER16
	GFU162270WD	22	70	19	UM/ER16
*	GFU1622105WD	22	105	19	UM/ER16
	GFU1622100WD	22	100	19	UM/ER16
	GFU1622100	22	100	19	UM/ER16
*	GFU162570	25	70	20	UM/ER16
	GFU162570FL	25	70	20	UM/ER16
*	GFU162650	1"	50	20	UM/ER16
	GFU162650WD	1"	50	20	UM/ER16
*	GFU162670	1"	70	20	UM/ER16
	GFU162670WD	1"	70	20	UM/ER16
*	GFU162880FL	28	80	19	UM/ER16

*** Ausverkaufsartikel**

	Artikel-Nr. *article-no.*	Original-Nr. *original-no.*	D	L_1	L_2	Mutter *nut*
*	GFM161645BU		16	45	19	ER16M
	GFM161838		18	38	19	ER16M
*	GFM161880		18	80	19	ER16M
*	GFM1618250BU		18	250	19	ER16M
	GFM161950		3/4”	50	19	ER16M
	GFM161950FL		3/4”	50	19	ER16M
	GFM161960FL		3/4"	60	19	ER16M
*	GFM161970		3/4"	70	19	ER16M
*	GFM161970FL		3/4”	70	19	ER16M
*	GFM1619120FL		3/4”	120	19	ER16M
	GFM162050WD		20	50	19	ER16M
*	GFM162060FL		20	60	19	ER16M
*	GFM162070		20	70	19	ER16M
	GFM162070WD		20	70	19	ER16M
	GFM1620120WD		20	120	19	ER16M
*	GFM1620150BU		20	150	19	ER16M
	GFM162250FL		22	50	19	ER16M
	GFM162270		22	70	19	ER16M
	GFM162270WD		22	70	19	ER16M
*	GFM1622105WD		22	105	19	ER16M
	GFM1622100WD	301-33-00	22	100	19	ER16M
	GFM1622100		22	100	19	ER16M
*	GFM162570		25	70	20	ER16M
	GFM162570FL		25	70	20	ER16M
*	GFM162650		1"	50	20	ER16M
	GFM162650WD		1"	50	20	ER16M
*	GFM162670		1"	70	20	ER16M
	GFM162670WD		1"	70	20	ER16M
*	GFM162880FL		28	80	19	ER16M

**** sellout article***

Gewindeschneidfutter ER16M
schlanke Bauform, präzise Führung mit axialer Kühlmittelzufuhr

Tap Holders ER16M
Slim Type, Precisely Guided with Axial Coolant

ER16M = M19 x 1

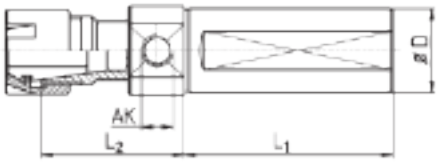

	Artikel-Nr. *article-no.*	Bereich *range*	Auszug *pullout*	D	L_1	L_2	AK	Zange *collet*	Mutter *nut*
*	GFM162050AK1WD	M1 - M8	7 mm	20	50	36	G1/8"	ER16	ER16M
*	GFM162070AK1WD	M1 - M8	7 mm	20	70	36	G1/8"	ER16	ER16M
*	GFM162270AK1WD	M1 - M8	7 mm	22	70	36	G1/8"	ER16	ER16M
*	GFM162670AK1WD	M1 - M8	7 mm	1"	70	36	G1/8"	ER16	ER16M

*** Ausverkaufsartikel**

**** sellout article***

Gewindeschneidfutter ER - Standardgewinde
extrem kleine Baumaße, Sechskantführung

Tap Holders ER - standard thread
Extremely Small Dimensions, Hexagon Guidance

Ausführungen:
Versions:

WD: Spannfläche durchgehend
WD: Clamping flat throughout

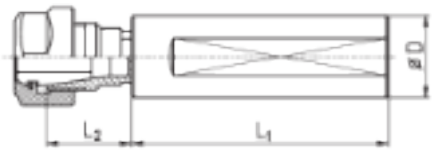

FL: Spannfläche abgesetzt
FL: Enclosed clamping flat

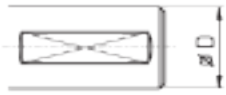

	Halter *Holder*		
	Artikel-Nr. ***article-no.***	**D**	**L_1**
*	GSU**1438	14	38
	GSU**1450	14	50
*	GSU**1630	16	30
*	GSU**1635	16	35
*	GSU**1670	16	70
*	GSU**16120	16	120
*	GSU**18125WDBU	18	125
*	GSU**1938	3/4"	38
*	GSU**1938FL	3/4”	38
*	GSU**1950	3/4”	50
*	GSU**1970FL	3/4”	70
*	GSU**19120	3/4”	120
*	GSU**19120FL	3/4”	120
*	GSU**2038FL	20	38
	GSU**2050FL	20	50
	GSU**2070FL	20	70
*	GSU**2238FL	22	38
*	GSU**2250FL	22	50
*	GSU**2270FL	22	70
*	GSU**22120FL	22	120
*	GSU**2538FL	25	38
*	GSU**2550FL	25	50
*	GSU**2570FL	25	70
*	GSU**2580FL	25	80
*	GSU**2638FL	1"	38
*	GSU**2650	1"	50
*	GSU**2650FL	1"	50
*	GSU**2670FL	1"	70
*	GSU**2675	1"	75
*	GSU**2680FL	1"	80
*	GSU**26125FL	1"	125

Zange ER11 *collet ER11*		
L_2	**Bereich** ***range***	**Mutter** ***nut***
10	M1 - M6	UM/ER11

UM/ER11 = M14 x 0,75

Zange ER16 *collet ER16*		
L_2	**Bereich** ***range***	**Mutter** ***nut***
27	M1 - M8	UM/ER16

UM/ER16 = M22 x 1,5

Zange ER20 *collet ER20*		
L_2	**Bereich** ***range***	**Mutter** ***nut***
32	M2 - M16	UM/ER20

UM/ER20 = M25 x 1,5

Artikel-Nr.: ** Wird ersetzt durch die Nenngröße der gewünschten Zangenhalterung (11 / 16 od. 20)
article-no.: ** To be replaced by the collet-no. of the collet holder (11 / 16 or 20)
*** Ausverkaufsartikel - *sellout article***

Gewindeschneidfutter ER - Minigewinde
extrem kleine Baumaße, Sechskantführung

Tap Holders ER - mini thread
Extremely Small Dimensions, Hexagon Guidance

Ausführungen:
Versions:

WD: Spannfläche durchgehend
WD: Clamping flat throughout

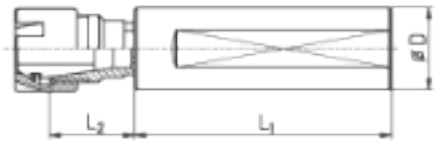

FL: Spannfläche abgesetzt
FL: Enclosed clamping flat

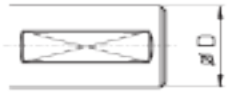

	Halter *Holder*		
	Artikel-Nr. article-no.	**D**	**L_1**
*	GSM**1438	14	38
*	GSM**1450	14	50
*	GSM**1630	16	30
	GSM**1635	16	35
	GSM**1670	16	70
*	GSM**16120	16	120
*	GSM**18125WDBU	18	125
*	GSM**1938	3/4"	38
	GSM**1938FL	3/4"	38
	GSM**1950	3/4"	50
	GSM**1970FL	3/4"	70
*	GSM**19120	3/4"	120
*	GSM**19120FL	3/4"	120
	GSM**2038FL	20	38
	GSM**2050FL	20	50
	GSM**2070FL	20	70
	GSM**2238FL	22	38
*	GSM**2250FL	22	50
	GSM**2270FL	22	70
*	GSM**22120FL	22	120
	GSM**2538FL	25	38
*	GSM**2550FL	25	50
*	GSM**2570FL	25	70
	GSM**2580FL	25	80
*	GSM**2638FL	1"	38
*	GSM**2650	1"	50
*	GSM**2650FL	1"	50
*	GSM**2670FL	1"	70
*	GSM**2675	1"	75
	GSM**2680FL	1"	80
*	GSM**26125FL	1"	125

Zange ER11 *collet ER11*		
L_2	**Bereich *range***	**Mutter *nut***
10	M1 - M6	ER11M

ER11M = M13 x 0,75

Zange ER16 *collet ER16*		
L_2	**Bereich *range***	**Mutter *nut***
27	M1 - M8	ER16M

ER16M = M19 x 1

Zange ER20 *collet ER20*		
L_2	**Bereich *range***	**Mutter *nut***
32	M2 - M16	ER20M

ER20M = M24 x 1

Artikel-Nr.: ** wird ersetzt durch die Nenngröße der gewünschten Zangenhalterung (11 / 16 od. 20)
article-no.: ** To be replaced by the collet-no. of the collet holder (11 / 16 or. 20)
*** Ausverkaufsartikel - *sellout article***

Gewindeschneidfutter ER11 / ER11M
ER16 / ER16M für STAR

Tap Holders ER11 / ER11M
ER16 / ER16M for STAR

Bild 1

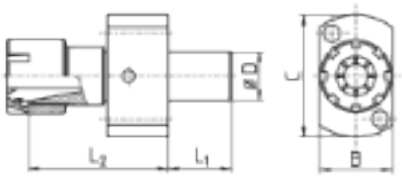

Bild 2

Bild 4

Bild 3

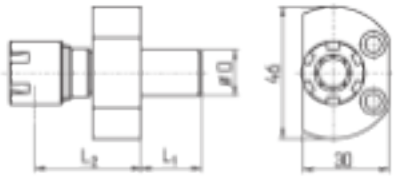

Bild 5

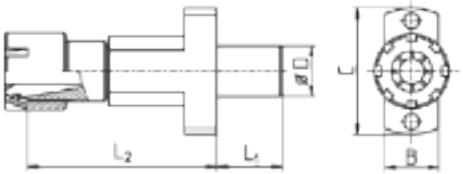

	Artikel-Nr. *article-no.*	D	L_1	L_2	B	C	Bild *picture*	Mutter *nut*	Maschinen-Typ *machine type*
	GFU111610SRJ	16	10	43	17	40	5	UM/ER11	
	GFM161610SRJ	16	10	53	17	40	5	ER16M	
	GFU161610SRJ	16	10	53	17	40	5	UM/ER16	
	GSM111621SR	16	21	24,5	24	40	4	ER11M	SR16 ; SR20
*	GSU111621SR	16	21	24,5	24	40	4	UM/ER11	
	GSM161621SR	16	21	42	24	40	4	ER16M	
*	GSU161621SR	16	21	42	24	40	4	UM/ER16	
*	GSM111621RNC	16	21	45	30	46	3	ER11M	SR16
*	GFM111621RNC	16	21	45	30	46	3	ER11M	
*	GSU161621RNC	16	21	45	30	46	3	UM/ER16	
*	GFM161621RNC	16	21	45	30	46	3	ER16M	
*	GFM112225SRR	22	25	20,5	28	49	1	ER11M	SR10J (Pos T22+ T24) ; SB12 / 20R ; SB16 / 20 ; SR20J / JN ; SR32J / JN ; SR20 R / II / III ; SV20R ; SW12RII ; ECAS12/20 SR20RIV (Pos T21 - T24 verbaut / *overlaps* T25 - T28)
*	GFU112225SRR	22	25	29,5	28	49	1	UM/ER11	
	GFM162225SRR	22	25	29,5	28	49	1	ER16M	
*	GFU162225SRR	22	25	29,5	28	49	1	UM/ER16	
*	GSM162225SRR	22	25	29,5	28	49	1	ER16M	
	GSU162225SRR	22	25	29,5	28	49	1	UM/ER16	
*	GFM112225SW	22	25	27	32,5	37,5	2	ER11M	SW20 ; SW12RII ; SV20R ; SR20RIV ; SB12 / 20R ; SR38
	GFU112225SW	22	25	36	32,5	37,5	2	UM/ER11	
	GFM162225SW	22	25	36	32,5	37,5	2	ER16M	
*	GFU162225SW	22	25	36	32,5	37,5	2	UM/ER16	
	GSM112225SR	22	25	19	38	48	1	ER11M	SR32; SR32J
*	GSM162225SR	22	25	28	38	48	1	ER16M	

* **Ausverkaufsartikel** - *sellout article*

ER11M = M13 x 0,75

ER16M = M19 x 1

UM/ER11 = M14 x 0,75

UM/ER16 = M22 x 1,5

Gewindeschneidfutter ER20M / ER25M
kugelgelagert

Tap Holders ER20M / ER25M
Ball Bearing Guided

Ausführungen:
Versions:

WD: Spannfläche durchgehend
WD: Clamping flat throughout

FL: Spannfläche abgesetzt
FL: Enclosed clamping flat

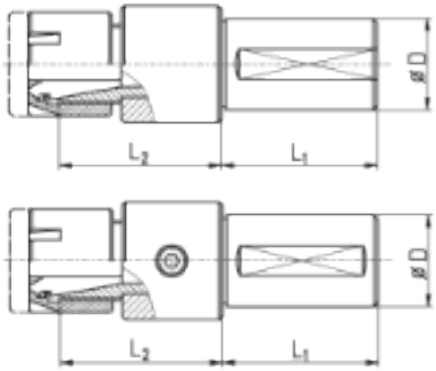

Artikel-Nr.: *** wird ersetzt durch die Nenngröße der gewünschten Zangenhalterung (M20 / M25 / U20 / U 25)**
article-no.: *** To be replaced by the collet-no. of the collet holder (M20 / M25 / U20 / U25)***

	Artikel-Nr. *article-no.*	Zange *collet*	D	L_1	L_2
*	GK***1650FL DZ	ER20	16	50	47
*	GK***1650FL	ER20	16	50	47
*	GK***1946	ER20	3/4"	46	47
*	GK***19100	ER20	3/4"	100	47
*	GK***2032FL	ER20	20	32	47
*	GK***2050	ER20	20	50	47
*	GK***2050FL DZ	ER20	20	50	47
*	GK***2050FL	ER20	20	50	47
*	GK***20100FL	ER20	20	100	47
*	GK***2275FL	ER20	22	75	47
*	GK***2550FL	ER20	25	50	47
*	GK***2555 DZ	ER20	25	55	47
*	GK***2575FL	ER20	25	75	47
*	GK***25100	ER20	25	100	47
*	GK***25100WD DZ	ER20	25	100	47
*	GK***25100WD	ER20	25	100	47
*	GK***25120WD	ER20	25	120	47
*	GK***2646 DZ	ER20	1"	46	47
*	GK***2650	ER20	1"	50	47
*	GK***2675	ER20	1"	75	47
*	GK***2675FL	ER20	1"	75	47
*	GK***26100	ER20	1"	100	47
*	GK***26100WD	ER20	1"	100	47
*	GK***3148	ER20	1 1/4"	48	47
*	GK***3155	ER20	1 1/4"	55	47
*	GK***3255 DZ	ER20	32	55	47
*	GK***3260WD	ER20	32	60	47
*	GK***4060WD DZ	ER20	40	60	47
*	GK***4085WD	ER20	40	85	47

	Artikel-Nr. *article-no.*	Zange *collet*	D	L_1	L_2
*	GK***1650FL DZ	ER25	16	50	45
*	GK***1650FL	ER25	16	50	45
*	GK***1946	ER25	3/4"	46	45
*	GK***19100	ER25	3/4"	100	45
*	GK***2032FL	ER25	20	32	45
*	GK***2050	ER25	20	50	45
*	GK***2050FL DZ	ER25	20	50	45
*	GK***2050FL	ER25	20	50	45
*	GK***20100FL	ER25	20	100	45
*	GK***2275FL	ER25	22	75	45
*	GK***2550FL	ER25	25	50	45
*	GK***2555 DZ	ER25	25	55	45
*	GK***2575FL	ER25	25	75	45
*	GK***25100	ER25	25	100	45
*	GK***25100WD DZ	ER25	25	100	45
*	GK***25100WD	ER25	25	100	45
*	GK***25120WD	ER25	25	120	45
*	GK***2646 DZ	ER25	1"	46	45
*	GK***2650	ER25	1"	50	45
*	GK***2675	ER25	1"	75	45
*	GK***2675FL	ER25	1"	75	45
*	GK***26100	ER25	1"	100	45
*	GK***26100WD	ER25	1"	100	45
*	GK***3148	ER25	1 1/4"	548	45
*	GK***3155	ER25	1 1/4"	55	45
*	GK***3255 DZ	ER25	32	55	45
*	GK***3260WD	ER25	32	60	45
*	GK***4060WD DZ	ER25	40	60	45
*	GK***4085WD	ER25	40	85	45

DZ = Auf Druck und Zug
*** Ausverkaufsartikel**

DZ = compression and pullout
**** sellout article***

M20

ER20M = M24 x 1

U20

UM/ER20 = M25 x 1,5

M25

ER25M = M30 x 1

U25

UM/ER25 = M32 x 1,5

Gewindeschneidfutter ER32
kugelgelagert

Tap Holders ER32
Ball Bearing Guided

Ausführungen:
Versions:

WD: Spannfläche durchgehend
WD: Clamping flat troughout

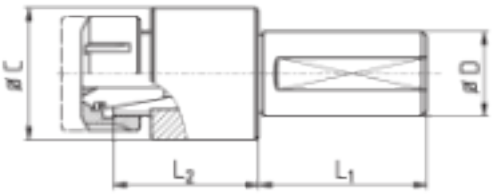

Halter mit äußerer Kühlmittelzufuhr AK
und abgesetzter Spannfläche FL
Holder with inner coolant AK
and enclosed clamping flat FL

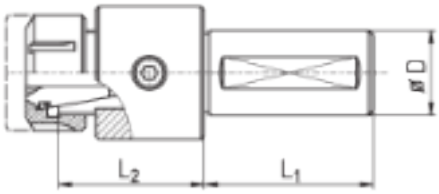

	Artikel-Nr. *article-no.*	Zange *collet*	D	L_1	L_2	C	AK	Bereich *range*	Mutter *Nut*
*	GKU322050	ER32	20	50	57	50	--	M6 - M28	UM/ER32
*	GKU322050AKFL	ER32	20	50	57	50	AK	M6 - M28	ERC32
*	GKU322050DZ	ER32	20	50	54	50	--	M6 - M28	UM/ER32
*	GKU322550AKFL	ER32	25	50	57	50	AK	M6 - M28	ERC32
*	GKU322650	ER32	1"	50	54	50	--	M6 - M28	UM/ER32
*	GKU322650AK	ER32	1"	50	54	50	AK	M6 - M28	ERC32
*	GKU323250AKFL	ER32	32	50	57	50	AK	M6 - M28	ERC32
*	GKU323260DZ	ER32	32	60	54	50	--	M6 - M28	UM/ER32
*	GKU324070AKFL	ER32	40	70	57	50	AK	M6 - M28	ERC32

*** Ausverkaufsartikel**

**** sellout article***

UM/ER32 = M40 x 1,5

Gewindeschneidfutter ER16 / ER25
kugelgelagert, längere Bauform

Tap Holders ER16 / ER25
Ball Bearing Guided, Longer Type

Ausführungen:
Versions:

WD: Spannfläche durchgehend
WD: Clamping flat throughout

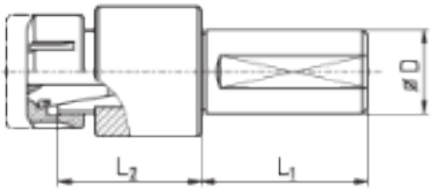

Halter mit äußerer Kühlmittelzufuhr AK und abgesetzter Spannfläche FL
Holder with inner coolant AK and enclosed clamping flat FL

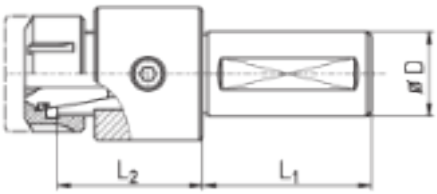

	Artikel-Nr. *article-no.*	Zange *collet*	D	L_1	L_2	AK
*	GKUL161946	ER16	3/4"	46	53	--
*	GKUL161970AKFL	ER16	3/4"	70	53	AK
*	GKUL162046	ER16	20	46	53	--
*	GKUL162270AKFL	ER16	22	70	53	AK
*	GKUL162550AKFL	ER16	25	50	53	AK
*	GKUL1625100AKFL	ER16	25	100	53	AK
*	GKUL162650AKFL	ER16	1"	50	53	AK

	Artikel-Nr. *article-no.*	Zange *collet*	D	L_1	L_2	AK
*	GKUL251946	ER25	3/4"	46	53	--
*	GKUL251970AKFL	ER25	3/4"	70	53	AK
*	GKUL252046	ER25	20	46	53	--
*	GKUL252270AKFL	ER25	22	70	53	AK
*	GKUL252550AKFL	ER25	25	50	53	AK
*	GKUL2525100AKFL	ER25	25	100	53	AK
*	GKUL252650AKFL	ER25	1"	50	53	AK

*** Ausverkaufsartikel**

**** sellout article***

UM/ER16 = M22 x 1,5

UM/ER25 = M32 x 1,5

VDI-Gewindeschneidfutter ER
Kugelgelagert, mit innerer Kühlmittelzufuhr

VDI-Tap Holders ER
Ball Bearing Guided, with Inner Coolant

- **Längenausgleich auf Zug 10 mm**
- **zusätzlich mit Andruck als Sonderausführung**
- **Lieferbar auch mit: - Kugellagermutter**
  - Mitnehmer

- ***Pullout 10 mm***
- ***Special version for pullout and compression available***
- ***Available with: - ball bearing nut***
  - driver

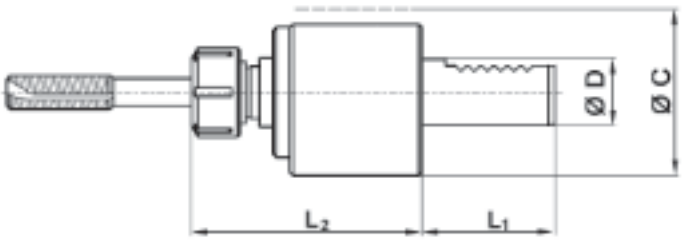

	Artikel-Nr. *article-no.*	Zange *collet*	D	L_1	L_2	C	Bereich *range*	Mutter *Nut*	Schlüssel *spanner*
*	GKU25V16	ER25	16	32	73	40	M3 - M20	UM/ER25	E 25
*	GKU25V20 DZ	ER25	20	40	63	50	M3 - M20	UM/ER25	E 25
*	GKU25V30	ER25	30	55	68	68	M3 - M20	UM/ER25	E 25
*	GKU25V40AK	ER25	40	63	56	83	M3 - M20	UM/ER25	E 25
*	GKU25V50	ER25	50	72	59	98	M3 - M20	UM/ER25	E 25
*	GKU32V30	ER32	30	55	50	68	M6 - M28	UM/ER32	E 32
*	GKU32V40	ER32	40	63	43	83	M6 - M28	UM/ER32	E 32
*	GKU32V50	ER32	50	78	42	98	M6 - M28	UM/ER32	E 32

DZ = Druck und Zug
*** Ausverkaufsartikel**

DZ = compression and pullout
**** sellout article***

UM/ER25 = M32 x 1,5

UM/ER32 = M40 x 1,5

Gewindebohrerhalter, kugelgeführt
zum Gewindenachschneiden für Rechts- und Linksgewinde

Tap Holders, Ball Bearing Guided
For Re-tapping Right and Left Hand Thread

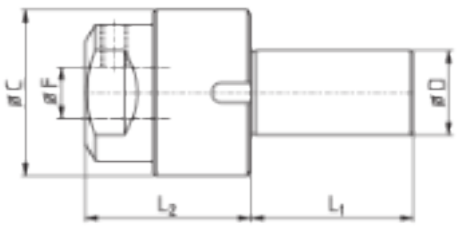

	Artikel-Nr. *article-no.*	Maschine *machine*	Orig. Ersatzteil-Nr. *orig. spare part no.*	D	L_1	L_2	C	F
*	U270.50.15-12K	Index 12 - 18 - 25 Index C19 - 29/8L	W14 521	3/4"	46	35	44	12
*	U270.50.15-15K		W14 521	3/4"	46	35	44	15
*	U270.50.20-12K		W14 510.0046 Traub 315 080	3/4"	46	41	44	12
*	U270.50.20-15K		W14 510.0046 Traub 315 080	3/4"	46	41	44	15
*	U270.50.20			3/4"	46	42	44	12
*	U270.50.25		W14	3/4"	50	51	50	15
*	U270.50.35	Traub TD 16 - 36	Traub 315 033	3/4"	45	52	50	25
*	U270.60.30	Index B30-42-60-60F/8L Index C19 - 29/6L Index ER 30-42-60-100 Index ER 30-42-60/iL	W34 510.00	1"	46	52	53,5	18

*** Ausverkaufsartikel**

**** sellout article***

Doppel - Gewindeschneidfutter
Double Ended Tap Holders

Doppel-Gewindeschneidfutter
beidseitiger Auszug, für CNC-Maschinen mit Abgreifspindel (CITIZEN, MANUHRIN, STAR, TORNOS)

Double Ended Tap Holders
Non Reversing Both Ends for CNC-Machines with Sub Spindle (CITIZEN, MANUHRIN, STAR, TORNOS)

Einsätze - *inserts*							
Bezeichnung *title*	Zange *collet*	L_2 / L_3	Bereich *range*	Mutter *nut*	A	Gewinde *thread*	Schlüssel *spanner*
U11	ER11	9	M1 - M6	UM/ER11	19	M14x0,75	GS17
M11	ER11	10	M1 - M6	ER11M	16	M13x0,75	E11M
U16	ER16	19	M1 - M8	UM/ER16	28	M22x1,5	GS25
M16	ER16	19	M1 - M8	ER16M	22	M19x1	E16M

ER11M = M13 x 0,75

ER16M = M19 x 1

UM/ER11 = M14 x 0,75

UM/ER16 = M22 x 1,5

Beliebige Kombinationsmöglichkeiten! - *Any possible combinations!*

z. B. 2 gleiche Zangen (und Muttern)
For example 2 identical collets (and nuts)
oder unterschiedliche Zangen (und Muttern)
or different collets (and nuts)

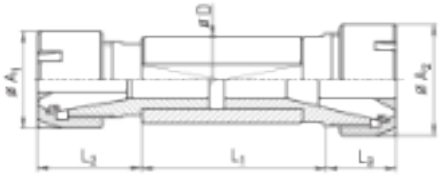

Halter - *holders*		
Bezeichnung *title*	D	L_1
* 1642WD	16	42
* 1650WD	16	50
* 16100FL	16	100
* 1945FL	3/4”	45
* 1950FL	3/4”	50
* 2055FL	20	55
* 2060FL	20	60
* 2246FL	22	46
* 2248FL	22	48
* 2257WD	22	57
* 2260FL	22	60
* 2275FL	22	75
* 2285WD	22	85
* 22100WD	22	100
* 2380WD	23	80
* 2545WD	25	45
* 2546FL	25	46
* 2562WD	25	62
* 2570	25	70
* 2570FL	25	70
* 2646FL	1”	46
* 2670	1”	70
* 3265WD	32	65

*** Ausverkaufsartikel - *sellout article***

Bestell-Schlüssel - *Key to order:*

GD	Einsatz 1 *insert 1*	Einsatz 2 insert 2	Halter *holder*

BEISPIEL - *EXAMPLE*:

GD	M11	M16	2248FL

Alle Gewindeschneidfutter werden inkl. Standard-Mutter geliefert - *all tap holders will be supplied with clamping Nut (standard)*
Auf alle Doppel-Gewindeschneidfutter passen unsere Schneideisenköpfe - *all double tap holders can be also used for button die holders*

Zangenspannfutter-Gewindeschneidfutter
1. Seite: Feste Zangenaufnahme
2. Seite: Gewindeschneidfutter

Collet Holders-Tap Holders
Side 1: Drill Holder
Side 2: Tap Holder

Einsätze - *inserts*							
Bezeichnung *title*	Zange *collet*	L_2	Bereich *range*	Mutter *nut*	A	Gewinde *thread*	Schlüssel *spanner*
U11	ER11	9	M1 - M6	UM/ER11	19	M14x0,75	GS17
M11	ER11	10	M1 - M6	ER11M	16	M13x0,75	E11M
U16	ER16	19	M1 - M8	UM/ER16	28	M22x1,5	GS25
M16	ER16	19	M1 - M8	ER16M	22	M19x1	E16M

ER11M = M13 x 0,75

ER16M = M19 x 1

UM/ER11 = M14 x 0,75

UM/ER16 = M22 x 1,5

Jeder Halter kann mit jedem Einsatz kombiniert werden
Each holder can be combined with each insert

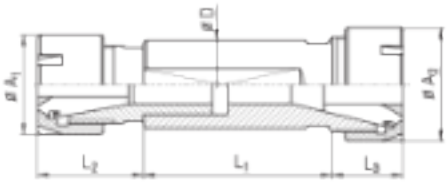

Halter - *holders*					
feste Seite - *drill holder*					
Bezeichnung *title*	Zange *collet*	Mutter *nut*	D	L_1	L_3
* M111630WD	ER11	ER11M	16	30	13
* M111640WD	ER11	ER11M	16	40	13
* M161950FL	ER16	ER16M	3/4”	50	16
* M161970FL	ER16	ER16M	3/4”	70	16
* M162050FL	ER16	ER16M	20	50	16
* M162070FL	ER16	ER16M	20	70	16
* M162250FL	ER16	ER16M	22	50	16
* M162270FL	ER16	ER16M	22	70	16
* M1622100WD	ER16	ER16M	22	100	16
* M1622120FL	ER16	ER16M	22	120	16
* M162550WD	ER16	ER16M	25	50	16
* M162570FL	ER16	ER16M	25	70	16
* M162650WD	ER16	ER16M	1”	50	16
* M162670WD	ER16	ER16M	1”	70	16
* U112032FL	ER11	UM/ER11	20	32	13
* U112055FL	ER11	UM/ER11	20	55	13
* U112255FL	ER11	UM/ER11	22	55	13

* **Ausverkaufsartikel** - *sellout article*

Bestell-Schlüssel - *key to order:*

GE	Einsatz *insert*	Halter *holder*

BEISPIEL - *EXAMPLE*:

GE	M11	M162270FL

Alle Gewindeschneidfutter werden inkl. Standard-Mutter geliefert - *holders will be supplied with clamping nut (standard)*
Auf alle Doppel-Gewindeschneidfutter passen unsere Schneideisenköpfe - *All double tap holders can be also used for button die holders*

Schneideisenhalter
Die Holders

Schneideisenhalter
mit Zylinderschaft, Überwurfmutter

Die Holders
with Cylindrical Shank, Lock Nut

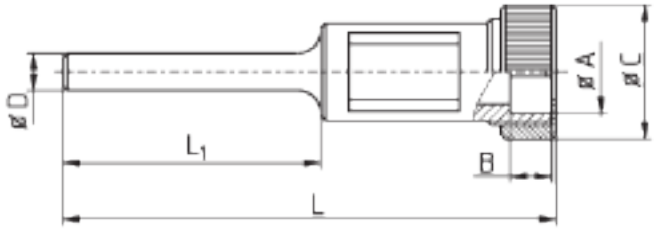

Für Langdrehautomaten (mit Klemmkonus) oder zur Aufnahme in Gewindeschneidfutter
For lathes (with chuck cone) or to use with tapping holders

	Artikel-Nr. *article-no.*	A	B	D	C	L_1	L	max. Gew.länge *max. thread length*
*	SHM16-6	16	4	6	22	52	87	22
*	SHM16-7	16	4	7	22	52	87	22
*	SHM16-8	16	4	8	22	53	87	22
	SHM20-5	20	4	5	26	48	87	27
*	SHM20-6	20	4	6	26	48	87	27
*	SHM20-7	20	4	7	26	47	87	27
	SHM20-8	20	4	8	26	47	87	27
*	SHM20-8K	20	4	8	26	53	77	18

*** Ausverkaufsartikel** **** sellout article***

Schneideisenhalter
mit Zylinderschaft, Schraubklemmung

Die Holders
with Cylindrical Shank, Screw Clamping

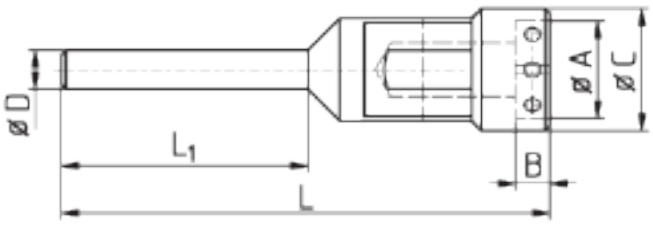

Für Langdrehautomaten (mit Klemmkonus) oder zur Aufnahme in Gewindeschneidfutter
For lathes (with chuck cone) or to use with tapping holders

	Artikel-Nr. *article-no.*	A	B	D	C	L_1	L	max. Gew.länge *max. thread length*
	SH16-6	16	5	6	22	52	80	21
*	SH16-6L	16	5	6	22	49	95	35
	SH16-7	16	5	7	22	53	80	21
*	SH16-7L	16	5	7	22	50	95	35
	SH16-8	16	5	8	22	53	80	21
*	SH16-8L	16	5	8	22	49	95	35
	SH20-7	20	7	7	27	51	80	21
	SH20-7L	20	7	7	27	49	95	35
	SH20-8	20	7	8	27	52	80	21
	SH20-8L	20	7	8	27	49	95	35
	SH25-7	25	9	7	32	47	85	29
*	SH25-7L	25	9	7	32	49	95	35
	SH25-8	25	9	8	32	49	85	29
	SH25-8L	25	9	8	32	49	95	35
	SH25-10	25	9	10	32	49	85	29
	SH30-8	30	11	8	40	43	95	35
*	SH30-8L	30	11	8	40	52	105	40
	SH30-10	30	11	10	40	42	95	40
	SH30-12	30	11	12	40	42	95	40
*	SH38-8a	38	10	8	49	50	106	43
*	SH38-8	38	14	8	49	50	106	43
	SH38-10a	38	10	10	49	57	129	52
*	SH38-10	38	14	10	49	56	129	52
*	SH38-12a	38	10	12	49	58	129	52
*	SH38-12	38	14	12	49	55	129	52
*	SH45-10	45	14	10	55	56	128	52
*	SH45-12	45	14	12	55	56	128	52

*** Ausverkaufsartikel** **** sellout article***

Schneideisenhalter
mit Zylinderschaft, Schlitzklemmung

Die Holders
with Cylindrical Shank, Split Clamping

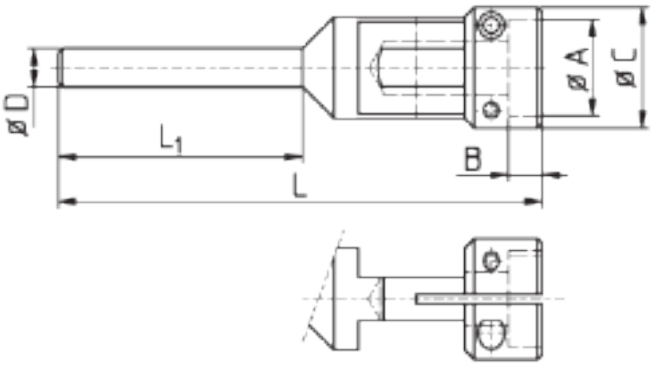

Für Langdrehautomaten (mit Klemmkonus) oder zur Aufnahme in Gewindeschneidfutter
For lathes (with chuck cone) or to use with tapping holders

	Artikel-Nr. *article-no.*	A	B	D	C	L_1	L	max. Gew.länge *max. thread length*
*	SHS12-6	12	3	6	16	58	80	16
*	SHS12-8	12	3	8	16	58	80	18
*	SHS16-7L	16	5	7	20	50	95	35
*	SHS16-8	16	5	8	20	52	80	20
*	SHS16-8L	16	5	8	20	49	95	35
*	SHS20-6	20	7	6	25	53	80	22
*	SHS20-7	20	7	7	25	52	80	22
*	SHS20-7L	20	7	7	25	48	95	33
*	SHS20-8	20	7	8	25	52	80	22
*	SHS20-8L	20	7	8	25	48	95	33
*	SHS25-7	25	9	7	30	49	85	27
*	SHS25-7L	25	9	7	30	49	95	27
*	SHS25-8	25	9	8	30	49	85	27
*	SHS25-8L	25	9	8	30	49	95	27
*	SHS45-12	45	15	12	52	55	129	53

Vorteil der Schlitzklemmung: Schneideisenhöhe spielt keine Rolle
Advantage of split clamping: height of die is irrelevant

*** Ausverkaufsartikel**
**** sellout article***

Schneideisenkappen
Button Die Holders

Schneideisenkappen
für Gewindebohrfutter ER16

Button Die Holders
for Tapping Holders ER16

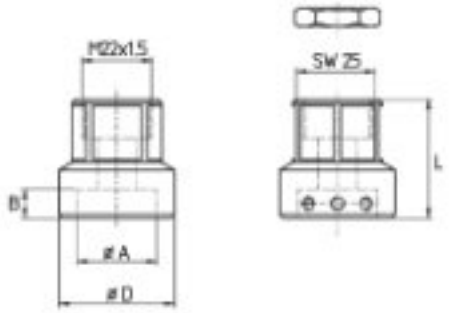

	Artikel-Nr. *article-no.*	A	B	D	L	max. Gew.länge *max. thread length*
*	SKA16-16B	16	5	36	38	49

ESM16	Kontermutter - *counter nut*

Schneideisenkappen auch für Rolleisen geeignet
Button die holder suitable for rolling dies
* Ausverkaufsartikel - *sellout article*

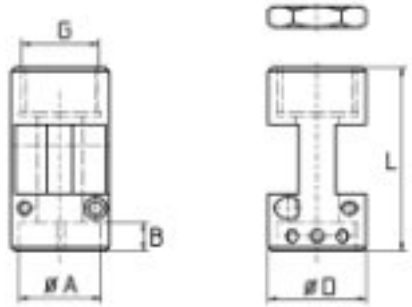

	Artikel-Nr. *article-no.*	L	A	B	D	Gewinde *thread*	max. Gew.länge *max. thread length*
*	SK16-16A	38	16	3,5	28	M22x1,5	49
*	SK16-20A	38	20	5	32,5	M22x1,5	49
*	SK16-20B	38	20	7	32,5	M22x1,5	49
*	SK16-25	38	25	9	32,5	M22x1,5	49
*	SK16-38A	45	38	10	48	M22x1,5	53
*	SK16-38B	50	38	14	50	M22x1,5	58

* Ausverkaufsartikel - *sellout article*

Schneideisenkappen
für Gewindebohrfutter ER25

Button Die Holders
for Tapping Holders ER25

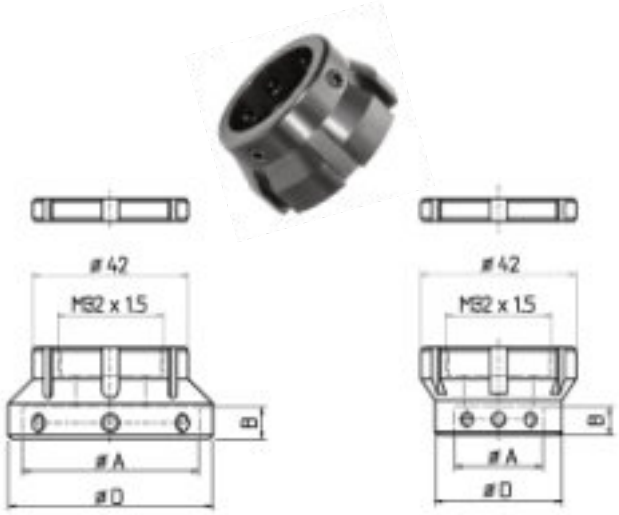

	Artikel-Nr. *article-no.*	A	B	D
*	SKA25-20B	20	7	40
*	SKA25-25	25	9	40
*	SKA25-30	30	11	40
*	SKA25-38A	38	10	47
*	SKA25-38B	38	14	47
*	SKA25-45A	45	14	47
*	SKA25-45B	45	18	47

ESM25	Kontermutter - *counter nut*

Alle Schneideisenkappen sind auch für Rolleisen geeignet
All button die holders are suitable for rolling dies
* Ausverkaufsartikel - *sellout article*

Läuft aus, wird ersetzt durch SK25-. . (siehe Seite 148)

Will be dropped, replaced in future by SK25-. . (see page 148)

Schneideisenkappen, extra kurz
für Gewindebohrfutter ER11, ER11M

Button Die Holders, extra short
for Tapping Holders ER11, ER11M

Besonders schlanke und kurze Form
Very slim and short version

Keine Kontermutter nötig - *No counter nut necessary*
Eingearbeitete Sicherungsschrauben - *Lock screw included*

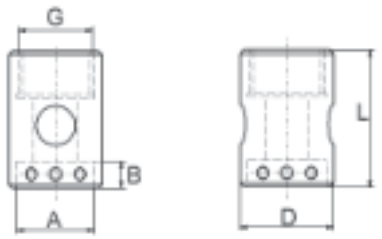

	Artikel-Nr. *article-no.*	A	B	D	L	Gewinde *thread*	max. Gew.länge *max. thread length*
*	SK11MK-08	08	3	22	23	M13x0,75	
*	SK11MK-12	12	4	22	23	M13x0,75	
*	SK11MK-16	16	5	22	23	M13x0,75	32
*	SK11MK-20	20	7	27	25	M13x0,75	34
*	SK11MK-25	25	9	32	30	M13x0,75	39
*	SK11MK-30	30	11	40	30	M13x0,75	
*	SK11K-08	8	3	22	23	M14x0,75	
*	SK11K-12	12	4	22	23	M14x0,75	
*	SK11K-16	16	5	22	23	M14x0,75	32
*	SK11K-20	20	7	27	25	M14x0,75	34
*	SK11K-25	25	9	32	30	M14x0,75	39

* **Ausverkaufsartikel** - *sellout article*

Schneideisenkappen
für Gewindebohrfutter ER16M

Button Die Holders
for Tapping Holders ER16M

Lange Ausführung - *Long version*
besonders schlanke Form - *Slim dimensions*

	Artikel-Nr. *article-no.*	A	B	D	Gewinde thread	max. Gew.länge *max. thread length*
*	SKS16M-16 *	16	5	25	M19x1	56
*	SKS16M-20 *	20	7	27	M19x1	56
*	SK16M-16A	16	3,5	25	M19x1	56
	SK16M-16	16	5	25	M19x1	56
*	SK16M-20A	20	5	27	M19x1	56
	SK16M-20	20	7	27	M19x1	56
	SK16M-25	25	9	33	M19x1	56
*	SK16M-30	30	11	40	M19x1	56

ESM16M	**Kontermutter** - *counter nut*

Alle Schneideisenkappen sind auch für Rolleisen geeignet
All button die holders are suitable for rolling dies

*** = mit Schlitzklemmung** - *with split clamping*

* **Ausverkaufsartikel** - *sellout article*

Verlängerungen für Schneideisenkappen

Extensions for Button Die Holders

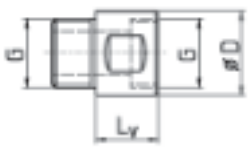

	Artikel-Nr. *article-no.*	Gewinde *thread*	D	L_V
*	SKV-ER16M	M19x1	11	25
*	SKV-ER16	M22x1,5	20	28
*	SK16V11	M22x1,5	27	11
*	SK16V20	M22x1,5	27	20

* **Ausverkaufsartikel** - *sellout article*

Schneideisenkappen, extra kurz
für Gewindebohrfutter ER16M

Button Die Holders, extra short
for Tapping Holders ER16M

Besonders schlanke und kurze Form
Slim and short version

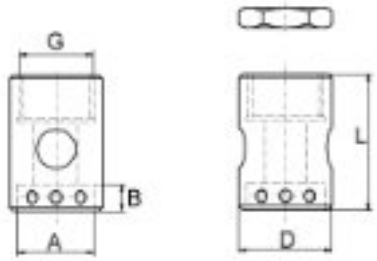

	Artikel-Nr. *article-no.*	A	B	D	L	Gewinde *thread*	max. Gew.länge *max. thread length*
	SK16MK-16	16	5	22	23	M19x1	37
	SK16MK-20	20	7	27	27	M19x1	39
	SK16MK-25	25	9	32	30	M19x1	42
*	SK16MK-30	30	11	40	30	M19x1	42
*	SK16MK-38	38	10	48	45	M19x1	58

ESM16M	**Kontermutter** - *counter nut*

Alle Schneideisenkappen sind auch für Rolleisen geeignet
All button die holders are suitable for rolling dies

* **Ausverkaufsartikel** - *sellout article*

Schneideisenkappen
für Gewindebohrfutter ER20

Button Die Holders
for Tapping Holders ER20

Besonders schlanke Form
Very slim version

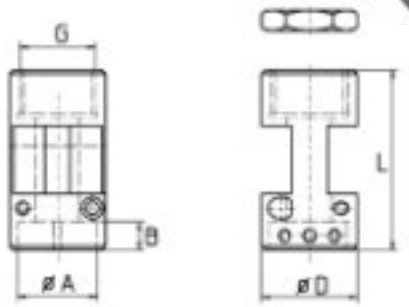

	Artikel-Nr. *article-no.*	A	B	D	L	Gewinde *thread*	max. Gew.länge *max. thread length*
*	SK20-16B	16	5	30	45	M25x1,5	70
*	SK20-20B	20	7	32	45	M25x1,5	66
*	SK20-25	25	9	34	45	M25x1,5	65
*	SK20-30B	30	11	40	45	M25x1,5	60
*	SK20-38B	38	14	48	50	M25x1,5	
*	SK20-45B	45	14	55	60	M25x1,5	

ESM20	**Kontermutter** - *counter nut*

Alle Schneideisenkappen sind auch für Rolleisen geeignet
All button die holders are suitable for rolling dies

* **Ausverkaufsartikel** - *sellout article*

Schneideisenkappen
für Gewindebohrfutter ER20M

Button Die Holders
for Tapping Holders ER20M

Besonders schlanke Form
Very slim version

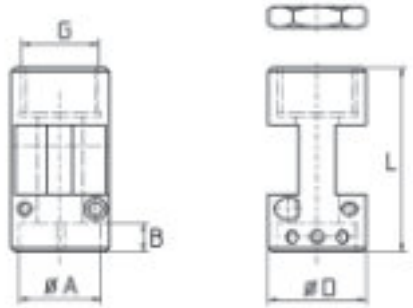

	Artikel-Nr. *article-no.*	A	B	D	L	Gewinde *thread*	max. Gew.länge *max. thread length*
*	SK20M-16B	16	5	32	45	M24x1	70
*	SK20M-25	25	9	34	45	M24x1	65
*	SK20M-30B	30	11	40	45	M24x1	60

ESM20M	**Kontermutter** - *counter nut*

Alle Schneideisenkappen sind auch für Rolleisen geeignet
All button die holders are suitable for rolling dies

* **Ausverkaufsartikel** - *sellout article*

Schneideisenkappen
für Gewindebohrfutter ER25

Button Die Holders
for Tapping Holders ER25

Besonders schlanke Form
Very slim version

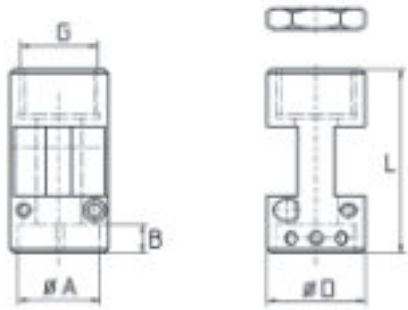

	Artikel-Nr. *article-no.*	A	B	D	L	Gewinde *thread*	max. Gew.länge *max. thread length*
*	SK25-16A	16	3	40	50	M32x1,5	70
*	SK25-16B	16	5	42	50	M32x1,5	70
*	SK25-20A	20	5	40	50	M32x1,5	70
*	SK25-20B	20	7	42	50	M32x1,5	70
*	SK25-25	25	9	42	50	M32x1,5	70
*	SK25-30	30	11	42	50	M32x1,5	70
*	SK25-38A	38	10	48	50	M32x1,5	70
*	SK25-38B	38	14	48	50	M32x1,5	70
*	SK25-45A	45	14	52	50	M32x1,5	70

ESM25	**Kontermutter** - *counter nut*

Alle Schneideisenkappen sind auch für Rolleisen geeignet
All button die holders are suitable for rolling dies

* **Ausverkaufsartikel** - *sellout article*

Schneideisenkappen
für Gewindebohrfutter ER32

Button Die Holders
for Tapping Holders ER32

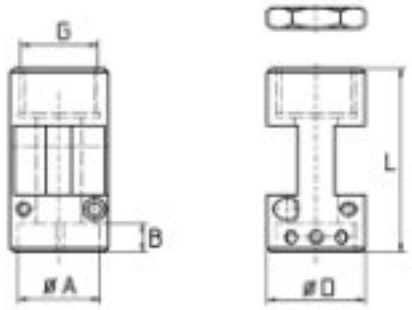

	Artikel-Nr. *article-no.*	A	B	D	L	Gewinde *thread*	max. Gew.länge *max. thread length*
*	SK32-20B	20	7	51	50	M40x1,5	80
*	SK32-25	25	9	52	50	M40x1,5	80
*	SK32-30	30	11	52	48	M40x1,5	80
*	SK32-38B	38	14	52	50	M40x1,5	80
*	SK32-45A	45	14	52	50	M40x1,5	80
*	SK32-45B	45	18	54	50	M40x1,5	80
*	SK32-55	55	16	65	50	M40x1,5	80
*	SK32-65	65	18	75	50	M40x1,5	80

ESM32	**Kontermutter** - *counter nut*

* **Ausverkaufsartikel** - *sellout article*

Schneideisenkappen für Gewindebohrfutter
STROHM M125 / 205 / 255 + TORNOS R10

Button Die Holders for Tapping Holders
STROHM M125 / 205 / 255 + TORNOS R10

Besonders schlanke Form
Very slim version

	Artikel-Nr. *article-no.*	A	B	D	L	Gewinde *thread*	max. Gew.länge *max. thread length*
*	SKM-20A	20	5	27	42	M16x1	60
*	SKM-20B	20	7	27	42	M16x1	60
*	SKSM-16A *	16	3	20	40	M16x1	70
*	SKSM-20B *	20	7	24	40	M16x1	70
*	SKSM-25 *	25	9	29	40	M16x1	35

* = mit Schlitzklemmung
* = *with split clamping*

* **Ausverkaufsartikel** - *sellout article*

Fräsdorne
Milling Arbors

Fräsdorne
für Zangenaufnahmen ER08 / ER11 / ER16
mit Überwurfmutter UF

Milling Arbors
for Collet Taper ER08 / ER11 / ER16
with Cap Nut UF

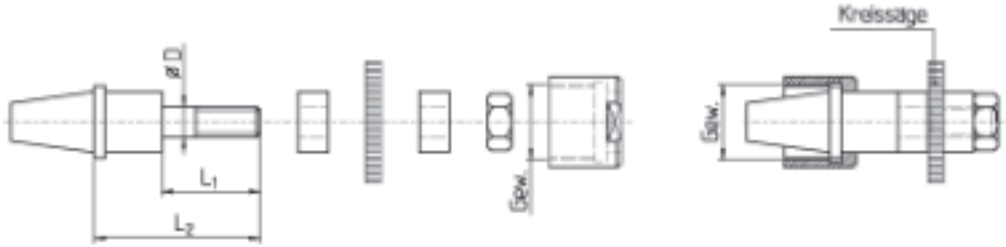

	Artikel-Nr. *article-no.*	Typ *type*	Mutter *nut*	Gewinde der Mutter *thread of nut*	D	L_1	L_2
	FD/ER08M-05	ER08	UF/ER08M	M10x0,75	5	25	29
*	FD/ER08M-06	ER08	UF/ER08M	M10x0,75	6	25	29
	FD/ER08M-08	ER08	UF/ER08M	M10x0,75	8	25	29
	FD/ER11M-05K	ER11	UF/ER11M	M13x0,75	5	18	23
	FD/ER11M-05	ER11	UF/ER11M	M13x0,75	5	25	31
*	FD/ER11M-05L	ER11	UF/ER11M	M13x0,75	5	25	40
*	FD/ER11M-06	ER11	UF/ER11M	M13x0,75	6	25	30
*	FD/ER11M-06K	ER11	UF/ER11M	M13x0,75	6	18	23
	FD/ER11M-08K	ER11	UF/ER11M	M13x0,75	8	21	26
	FD/ER11M-08	ER11	UF/ER11M	M13x0,75	8	25	30
*	FD/ER11M-08L	ER11	UF/ER11M	M13x0,75	8	35	40
	FD/ER11M-10K	ER11	UF/ER11M	M13x0,75	10	21	26
	FD/ER11M-10	ER11	UF/ER11M	M13x0,75	10	25	30
*	FD/ER11M-13L	ER11	UF/ER11M	M13x0,75	13	39	44
	FD/ER11-05K	ER11 *	UF/ER11	M14x0,75	5	18	23
	FD/ER11-05	ER11 *	UF/ER11	M14x0,75	5	25	31
*	FD/ER11-05L	ER11 *	UF/ER11	M14x0,75	5	25	40
*	FD/ER11-06K	ER11 *	UF/ER11	M14x0,75	6	18	23
*	FD/ER11-06S	ER11 *	UF/ER11	M14x0,75	6	21	26
	FD/ER11-08K	ER11 *	UF/ER11	M14x0,75	8	21	26
	FD/ER11-08	ER11 *	UF/ER11	M14x0,75	8	25	30
	FD/ER11-10K	ER11 *	UF/ER11	M14x0,75	10	21	26
	FD/ER11-10	ER11 *	UF/ER11	M14x0,75	10	25	30
*	FD/ER11-13L	ER11 *	UF/ER11	M14x0,75	13	39	44
	FD/ER16M-05K	ER16	UF/ER16M	M19x1	5	13	33
	FD/ER16M-05	ER16	UF/ER16M	M19x1	5	15	42
	FD/ER16M-06	ER16	UF/ER16M	M19x1	6	13	36
*	FD/ER16M-06L	ER16	UF/ER16M	M19x1	6	26	44
	FD/ER16M-08	ER16	UF/ER16M	M19x1	8	26	42
	FD/ER16M-08L	ER16	UF/ER16M	M19x1	8	35	53
	FD/ER16M-10	ER16	UF/ER16M	M19x1	10	26	44
*	FD/ER16M-10L	ER16	UF/ER16M	M19x1	10	35	53
	FD/ER16M-13 #	ER16	UF/ER16M	M19x1	13	26	42
*	FD/ER16M-13L #	ER16	UF/ER16M	M19x1	13	35	53

Passende Schlüssel auf Anfrage
Inkl. Überwurfmutter

Compatible spanners on request
Supplied with cap nut

*** Auch für ESX12-Futter lieferbar**
 # L2 ohne Fräseranzugsschraube

**** Also available for ESX12 chuck***
 # L_2 without lock screw

*** Ausverkaufsartikel**

**** sellout article***

Artikel-Nr. *article-no.*	Typ *type*	Mutter *nut*	Gewinde der Mutter *thread of nut*	D	L_1	L_2
FD/ER16-05K	ER16	UF/ER16	M22x1,5	5	13	33
FD/ER16-05	ER16	UF/ER16	M22x1,5	5	15	42
* FD/ER16-05L	ER16	UF/ER16	M22x1,5	5	26	44
FD/ER16-06	ER16	UF/ER16	M22x1,5	6	13	36
* FD/ER16-06L	ER16	UF/ER16	M22x1,5	6	26	44
FD/ER16-08	ER16	UF/ER16	M22x1,5	8	26	42
FD/ER16-08L	ER16	UF/ER16	M22x1,5	8	35	53
FD/ER16-10	ER16	UF/ER16	M22x1,5	10	26	44
* FD/ER16-10L	ER16	UF/ER16	M22x1,5	10	35	53
* FD/ER13-13MK	ER16	UF/ER16	M22x1,5	13	20	28
FD/ER16-13	ER16	UF/ER16	M22x1,5	13	26	42
* FD/ER16-13L #	ER16	UF/ER16	M22x1,5	13	35	53

Passende Schlüssel auf Anfrage
Inkl. Überwurfmutter
 # L_2 ohne Fräseranzugsschraube
*** Ausverkaufsartikel**

Compatible spanners on request
Supplied with cap nut
 # L_2 without lock screw
**** sellout article***

Fräsdorne ER16, extra kurz mit Überwurfmutter UF/ER

Milling Arbors ER16, extra short with Cap Nut UF/ER

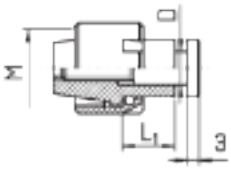

Bild 1

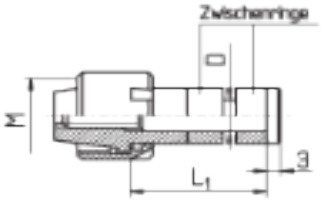

Bild 2

Artikel-Nr. *article-no.*	Typ *type*	Mutter *nut*	Gewinde der Mutter *thread of nut* M	D	L_1	Bild *pic*	Schlüssel *spanner*
FD/ER16M-08S	ER16	UF/ER16M	M19x1	8	1 - 13	1	SW3
FD/ER16M-10S	ER16	UF/ER16M	M19x1	10	1 - 13	1	
FD/ER16-08S	ER16	UF/ER16	M22x1,5	8	1 - 13	1	
FD/ER16-10S	ER16	UF/ER16	M22x1,5	10	1 - 13	1	
FD/ER16-SML08	ER16	UF/ER16M	M19x1	8	14 - 26	2	
* FD/ER16-SML10	ER16	UF/ER16M	M19x1	10	14 - 26	2	
FD/ER16-SRL08	ER16	UF/ER16	M22x1,5	8	14 - 26	2	
* FD/ER16-SRL10	ER16	UF/ER16	M22x1,5	10	14 - 26	2	

Inkl. Überwurfmutter + Fräsdornmutter
Auch mit Mutter UF/ER16T - M22x1,5
(für TORNOS AS14 / SAS16)
*** Ausverkaufsartikel**

Supplied with cap nut + lock screw
Also with nut UF/ER16T - M22x1,5
(for TORNOS AS14 / SAS16)
**** sellout article***

ER Überwurfmuttern für Fräsdorne und Spannzangenreduktionen

ER Cap Nuts for Milling Arbors and Collet Reduction Sleeves

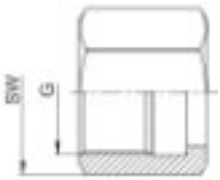

Artikel-Nr. *article-no.*	D	Gewinde *thread* G	Schlüssel *spanner*
UF/ER08M	16	M10x0,75	GS14
UF/ER11	19	M14x0,75	GS17
UF/ER11M	19,5	M13x0,75	GS17
UF/ER16	28	M22x1,5	GS25
UF/ER16M	SW22	M19x1	GS22

3

Reduzierhülsen & Bohrstangenaufnahmen

Reduction Sleeves & Boring Bar Sleeves



Reduzierhülsen
Reduction Sleeves

Reduzierhülsen mit Bund

Reduction Sleeves with Flange

Bild 1
picture 1

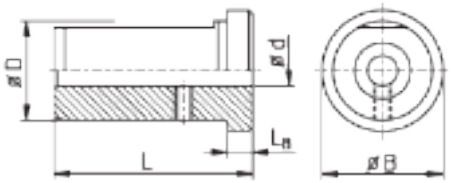

Bild 2
picture 2

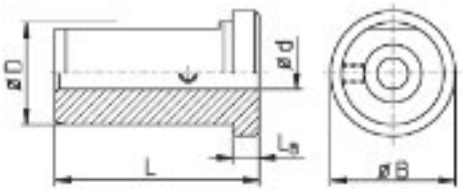

Bild 3
picture 3

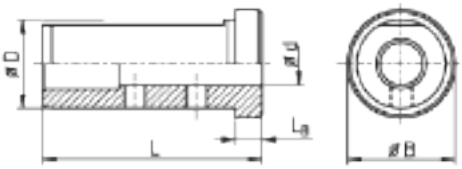

Bild 4
picture 4

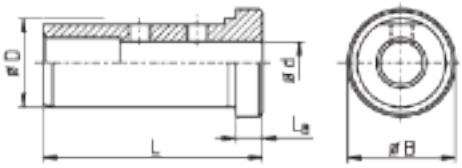

Bild 5
picture 5

Bild 6
picture 6

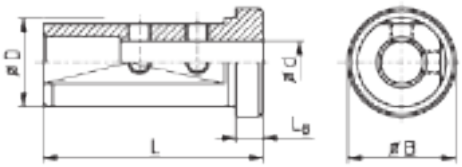

Bild 7
picture 7

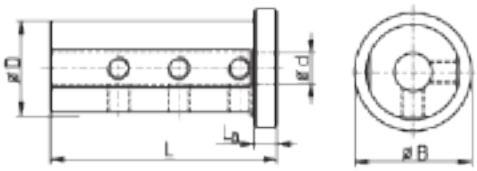

Bild 8
picture 8

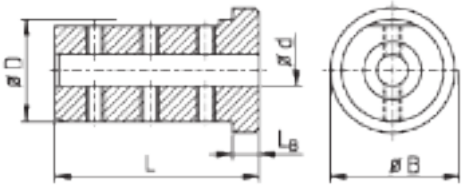

Bild 9
picture 9

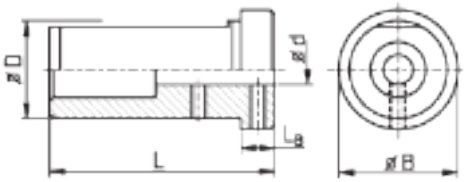

Bild 10
picture 10

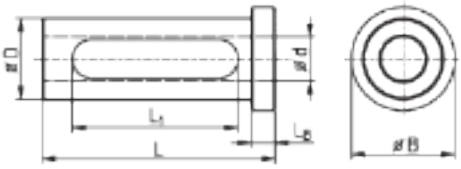

Bild 11
picture 11

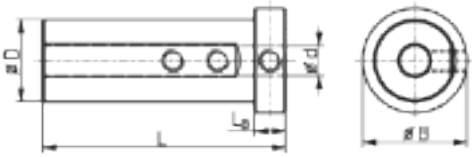

Bild 12
picture 12

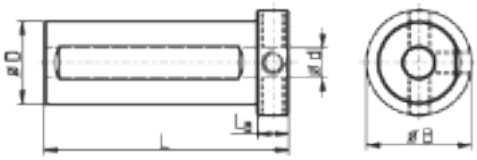

Zahl der Spannflächen und Gewindebohrungen kann von den Musterzeichnungen abweichen
Number of clamping flats and thread holes may vary from the shown drawings

!

Bild 13
picture 13

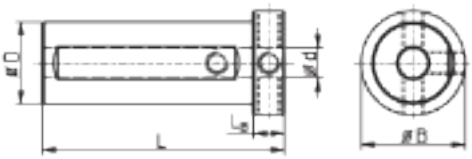

Bild 14
picture 14

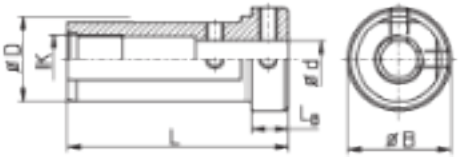

Bild 15
picture 15

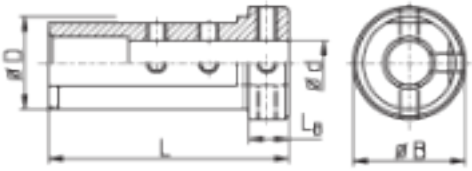

Bild 16
picture 16

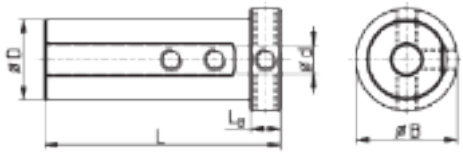

Bild 17
picture 17

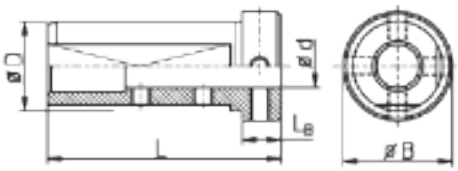

Bild 18
picture 18

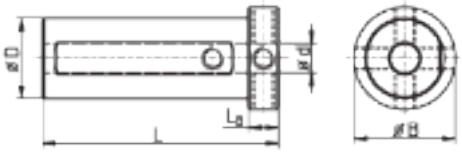

Bild 19
picture 19

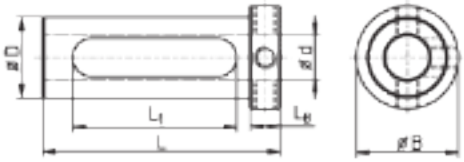

Bild 20
picture 20

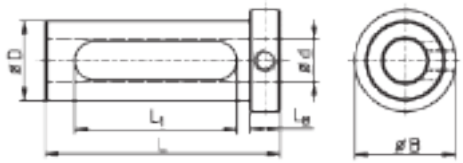

Bild 21
picture 21

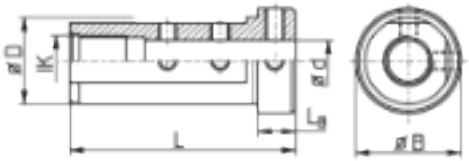

Zahl der Spannflächen und Gewindebohrungen kann von den Musterzeichnungen abweichen **!**
Number of clamping flats and thread holes may vary from the shown drawings

	Artikel-Nr. *article-no.*	alte Art.-Nr. *old art.-no.*	D	d	L	L_B	L_1	B	Bild *pic*
	RB160442	RBST1604	16	4	42	2	--	20	8
*	RB160542	RBST1605	16	5	42	2	31	20	10
	RB160642	RBST1606	16	6	42	2	31	20	10
	RB160842	RBST1608	16	8	42	2	31	20	10
	RB161042	RBST1610	16	10	42	2	31	20	10
	RB161242	RBST1612	16	12	42	2	31	20	10
	RB190460	RBST1904	3/4"	4	60	10	--	28	12
*	RB190560	RBST1905	3/4"	5	60	10	--	28	12
	RB190660	RBST1906	3/4"	6	60	10	--	28	13
	RB196360		3/4"	1/4"	60	8	40	28	19
	RB197960		3/4"	5/16"	60	8	40	28	19
	RB190860	RBST1908	3/4"	8	60	10	--	28	13
	RB191060	RBST1910	3/4"	10	60	10	--	28	13
	RB191260	RBST1912	3/4"	12	60	10	40	28	19
*	RB191360		3/4"	1/2"	60	10	40	28	19
	RB191460	RBST1914	3/4"	14	60	10	40	28	19
	RB195860		3/4"	5/8"	60	10	40	28	19
	RB191660	RBST1916	3/4"	16	60	10	40	28	19
	RB200442	RBL2004	20	4	42	2	--	24	8
	RB200460	RBST2004	20	4	60	10	--	28	18
	RB204760		20	3/16"	60	10	--	28	18
*	RB200542	RBL2005	20	5	42	2	--	24	9
*	RB200560	RBST2005	20	5	60	10	--	28	18
*	RB205560	RBST20055	20	5,5	60	10	--	28	13
	RB200635	RBK2006	20	6	35,5	2	--	24	1
	RB200642	RBL2006	20	6	42	2	--	24	8
*	RB200644	RBSM2006	20	6	44	4	33,5	25	10
	RB200660	RBST2006	20	6	60	10	--	28	13
	RB206360		20	1/4"	60	10	--	28	13
*	RB200760	RBST2007	20	7	60	10	--	28	13
	RB207960		20	5/16"	60	10	--	28	13
	RB200835	RBK2008	20	8	35,5	2	--	24	1
	RB200842	RBL2008	20	8	42	2	--	24	8
*	RB200844	RBSM2008	20	8	44	4	33,5	25	10
	RB200860	RBST2008	20	8	60	10	--	28	13
	RB209560		20	3/8"	60	10	--	28	12
	RB201035	RBK2010	20	10	35,5	2	28	24	10
	RB201042	RBL2010	20	10	42	2	32	24	10
*	RB201044	RBSM2010	20	10	44	4	33,5	25	10
	RB201060	RBST2010	20	10	60	10	--	28	12
	RB201235	RBK2012	20	12	35,5	2	28	24	10
	RB201242	RBL2012	20	12	42	2	32	24	10
*	RB201244	RBSM2012	20	12	44	4	33,5	25	10
*	RB201255	RBSL2012	20	12	55	5	43	26	10
	RB201260	RBST2012	20	12	60	10	--	28	12
	RB201360		20	1/2"	60	10	--	28	12
	RB201435	RBK2014	20	14	35,5	2	28	24	10
	RB201442	RBL2014	20	14	42	2	32	24	10
*	RB201456	RBSL2014	20	14	56	6	43,5	26	10
*	RB201460	RBST2014	20	14	60	10	--	28	12
	RB205860		20	5/8"	60	10	--	28	12
	RB201635	RBK2016	20	16	35,5	2	28	24	10
	RB201642	RBL2016	20	16	42	2	32	24	10
*	RB201644	RBSM2016	20	16	44	4	33,5	25	10
*	RB201656	RBSL2016	20	16	56	6	43,5	26	10
	RB201660	RBST2016	20	16	60	10	--	28	12

	Artikel-Nr. *article-no.*	alte Art.-Nr. *old art.-no.*	D	d	L	L_B	L_1	B	Bild *pic*
*	RB220465	RBST2204	22	4	65	8	--	28	18
*	RB220565	RBST2205	22	5	65	8	--	28	18
	RB220665	RBST2206	22	6	65	8	--	28	13
	RB220865IK		22	8	65	8	--	28	14
	RB221065IK	RBST2210	22	10	65	8	--	28	14
	RB221265	RBST2212	22	12	65	8	45	28	19
	RB221365		22	1/2"	65	8	45	28	19
	RB221465	RBST2214	22	14	65	8	45	28	19
	RB221665	RBST2216	22	16	65	8	45	28	19
	RB221965		22	3/4"	65	8	45	28	19
	RB224765		22	3/16"	65	8	45	28	19
	RB225865		22	5/8"	65	8	45	28	19
	RB226365		22	1/4"	65	8	45	28	19
	RB229565		22	3/8"	65	8	45	28	19
*	RB250456	RBSL2504	25	4	56	6	42	31	10
*	RB250475	RBL2504	25	4	75	10	--	33	9
*	RB250575	RBL2505	25	5	75	10	--	33	9
	RB250650	RBK2506	25	6	50	4	--	29	4
*	RB250660	RBST2506	25	6	60	6	--	31	7
*	RB250664	RBB2506	25	6	64	10	--	34	3
*	RB250675	RBL2506	25	6	75	10	--	34	9
	RB250850	RBK2508	25	8	50	4	--	29	4
*	RB250856	RBSL2508	25	8	56	6	40	31	10
*	RB250857	RBA2508	25	8	57	2	--	29	2
	RB250860	RBST2508	25	8	60	6	--	31	7
*	RB250864	RBB2508	25	8	64	10	--	34	3
*	RB250875	RBL2508	25	8	75	10	--	34	9
	RB251050	RBK2510	25	10	50	4	--	29	4
	RB251056	RBSL2510	25	10	56	6	40	31	10
*	RB251057	RBA2510	25	10	57	2	--	29	2
	RB251060	RBST2510	25	10	60	6	--	31	7
*	RB251064	RBB2510	25	10	64	10	--	34	3
*	RB251075	RBL2510	25	10	75	10	--	34	9
*	RB251150	RBK2511	25	11	50	4	--	29	4
	RB251250	RBK2512	25	12	50	4	--	29	4
	RB251256	RBSL2512	25	12	56	6	40	31	10
*	RB251257	RBA2512	25	12	57	2	--	29	2
	RB251260	RBST2512	25	12	60	6	--	31	7
*	RB251264	RBB2512	25	12	64	10	--	34	3
*	RB251275	RBL2512	25	12	75	10	--	34	3
*	RB251375	RBL2513	25	1/2"	75	10	--	34	3
	RB251450	RBK2514	25	14	50	4	40	29	10
*	RB251456	RBSL2514	25	14	56	6	40	31	10
	RB251465	RBST2514	25	14	65	10	47,5	31	20
*	RB251467		25	14	67	12	48	31	20
*	RB251475	RBL2514	25	14	75	10	58	34	20
	RB251650	RBK2516	25	16	50	4	40	29	10
	RB251656	RBSL2516	25	16	56	6	40	31	10
*	RB251657		25	16	57	2	42	29	10
	RB251665	RBST2516	25	16	65	10	47,5	31	20
*	RB251675	RBL2516	25	16	75	10	58	34	20
	RB251850	RBK2518	25	18	50	4	40	29	10
*	RB251856	RBSL2518	25	18	56	6	40	31	10
*	RB251865	RBST2518	25	18	65	10	47,5	31	20
*	RB251875	RBL2518	25	18	75	10	58	34	20
	RB251950	RBK2519	25	3/4"	50	4	40	29	10
*	RB251975	RBL2519	25	3/4"	75	10	58	34	20
	RB252050	RBK2520	25	20	50	4	40	29	10

* Ausverkaufsartikel

* *sellout article*

	Artikel-Nr. *article-no.*	alte Art.-Nr. *old art.-no.*	D	d	L	L_B	L_1	B	Bild *pic*
	RB252056	RBSL2520	25	20	56	6	40	31	10
	RB252057	RBA2520	25	20	57	6	40	29	10
*	RB252067	U243.2520	25	20	67	12	48	31	20
	RB252065	RBST2520	25	20	65	10	47,5	31	20
*	RB252075	RBL2520	25	20	75	10	58	34	20
	RB260470	RBST2604	1”	4	70	5	--	32	5
	RB260570	RBST2605	1”	5	70	5	--	32	5
	RB260670IK	RBST2606	1”	6	70	8	--	32	21
	RB260870	RBST2608	1”	8	70	8	--	32	15
	RB260870IK		1”	8	70	8	--	32	21
	RB261070	RBST2610	1”	10	70	8	--	32	15
	RB261070IK		1”	10	70	8	--	32	21
	RB261270	RBST2612	1”	12	70	8	--	32	15
	RB261470.1	RBST2614	1”	14	70	8	--	32	15
	RB261670	RBST2616	1”	16	70	8	52	32	19
	RB261870	RBST2618	1”	18	70	8	50	32	19
	RB261970	RBST2619	1”	3/4”	70	8	50	32	19
	RB262070	RBST2620	1”	20	70	8	50	32	19
*	RB320563	RBK3205	32	5	63	5	--	36	4
*	RB320575	RBL3205	32	5	75	10	--	39	9
	RB320658	RBM3206	32	6	58	5	--	36	6
*	RB320663	RBK3206	32	6	63	5	--	36	4
	RB320670	RBST3206	32	6	70	10	--	39	18
*	RB320675	RBL3206	32	6	75	10	--	39	9
	RB320858	RBM3208	32	8	58	5	--	36	6
	RB320863	RBK3208	32	8	63	5	--	36	4
*	RB320868	RBSL3208	32	8	68	6	50	38	10
	RB320870	RBST3208	32	8	70	10	--	39	17
*	RB320875	RBL3208	32	8	75	10	--	39	9
*	RB321045	RBKK3210	32	10	45	5	25	39	10
	RB321058	RBM3210	32	10	58	5	--	36	6
	RB321063	RBK3210	32	10	63	5	--	36	4
	RB321068	RBSL3210	32	10	68	6	50	38	10
	RB321070	RBST3210	32	10	70	10	--	39	17
*	RB321075	RBL3210	32	10	75	10	--	39	9
*	RB321245	RBKK3212	32	12	45	5	25	39	10
	RB321258	RBM3212	32	12	58	5	--	36	6
	RB321263	RBK3212	32	12	63	5	--	36	4
	RB321268	RBSL3212	32	12	68	6	50	38	10
	RB321270	RBST3212	32	12	70	10	--	39	17
*	RB321275	RBL3212	32	12	75	10	--	39	3
	RB321458	RBM3214	32	14	58	5	--	36	6
	RB321463	RBK3214	32	14	63	5	--	36	4
	RB321468	RBSL3214	32	14	68	6	50	38	10
	RB321470	RBST3214	32	14	70	10	--	39	17
*	RB321475	RBL3214	32	14	75	10	--	39	3
*	RB321645	RBKK3216	32	16	45	5	25	39	10
	RB321658	RBM3216	32	16	58	5	46	36	10
	RB321663	RBK3216	32	16	63	5	47	36	10
	RB321668	RBSL3216	32	16	68	6	50	38	10
	RB321670	RBST3216	32	16	70	10	--	39	16
*	RB321675	RBL3216	32	16	75	10	--	39	3
*	RB321858	RBM3218	32	18	58	5	46	36	10
*	RB321863	RBK3218	32	18	63	5	47	36	10
*	RB321868	RBSL3218	32	18	68	6	50	38	10
	RB321870	RBST3218	32	18	70	10	--	39	16
*	RB321875	RBL3218	32	18	75	10	58	39	20
	RB321963	RBK3219	32	3/4”	63	5	47	36	10

	Artikel-Nr. *article-no.*	alte Art.-Nr. *old art.-no.*	D	d	L	L_B	L_1	B	Bild *pic*
*	RB321975	RBL3219	32	3/4”	75	10	58	39	20
*	RB322045	RBKK3220	32	20	45	5	25	39	10
	RB322058	RBM3220	32	20	58	5	46	36	10
	RB322063	RBK3220	32	20	63	5	47	36	10
	RB322068	RBSL3220	32	20	68	6	50	38	10
	RB322070	RBST3220	32	20	70	10	--	39	17
	RB322075	RBL3220	32	20	75	10	58	39	20
*	RB322258	RBM3222	32	22	58	5	46	36	10
	RB322263	RBK3222	32	22	63	5	47	36	10
	RB322270	RBST3222	32	22	70	10	49	39	19
*	RB322275	RBL3222	32	22	75	10	58	39	20
*	RB322545	RBKK3225	32	25	45	5	25	39	10
*	RB322547	RBSM3225	32	25	47	7	32	38	10
	RB322558	RBM3225	32	25	58	5	46	36	10
	RB322563	RBK3225	32	25	63	5	47	36	10
*	RB322568	RBSL3225	32	25	68	6	50	38	10
	RB322570	RBST3225	32	25	70	10	50	39	19
	RB322575	RBL3225	32	25	75	10	58	39	20
*	RB322663		32	1"	63	5	47	36	10
*	RB322668	RBSL3226	32	1"	68	6	50	38	10
*	RB322675	RBL3226	32	1"	75	10	58	39	20
*	RB400675	RBL4006	40	6	75	10	--	49	9
*	RB400695	RBST4006	40	6	95	12	--	49	17
*	RB400858	RBK4008	40	8	58	5	--	44	4
*	RB400875	RBL4008	40	8	75	10	--	49	9
*	RB400890	RBST4008	40	8	90	12	--	49	11
*	RB400894	RBST4008L	40	8	94	12	--	49	17
*	RB401058	RBK4010	40	10	58	5	--	44	4
*	RB401075	RBL4010	40	10	75	10	--	49	9
*	RB401090	RBST4010	40	10	90	12	--	49	11
*	RB401094.1	RBST4010	40	10	94	12	--	49	17
*	RB401094.2	RBST4010	40	10	94	12	--	50	18
	RB401258	RBK4012	40	12	58	5	--	44	4
	RB401275	RBL4012	40	12	75	10	--	49	3
*	RB401290	RBST4012	40	12	90	12	--	49	11
*	RB401475	RBL4014	40	14	75	10	--	49	3
*	RB401490	RBST4014	40	14	90	12	--	49	11
	RB401658	RBK4016	40	16	58	5	45	44	10
*	RB401668	RBC4016	40	16	68	5	46	50	10
	RB401675	RBL4016	40	16	75	10	--	49	3
*	RB401690	RBST4016	40	16	90	12	--	49	11
*	RB401858	RBK4018	40	18	58	5	45	44	10
*	RB401868	RBC4018	40	18	68	5	46	50	10
*	RB401875	RBL4018	40	18	75	10	--	49	3
*	RB401890	RBST4018	40	18	90	12	--	49	11
	RB402058	RBK4020	40	20	58	5	45	44	10
*	RB402068	RBC4020	40	20	68	5	46	50	10
	RB402075	RBL4020	40	20	75	10	--	49	3
*	RB402094	RBST4020	40	20	94	12	--	49	16
	RB402558	RBK4025	40	25	58	5	45	44	10
*	RB402568	RBC4025	40	25	68	5	46	50	10
	RB402575	RBL4025	40	25	75	10	57	49	20
*	RB402594	RBST4025	40	25	94	12	72	49	19
*	RB403075	RBL4030	40	30	75	10	57	49	20
	RB403258	RBK4032	40	32	58	5	45	44	10
	RB403275	RBL4032	40	32	75	10	57	49	20
*	RB403294	RBST4032	40	32	94	12	72	49	19

* Ausverkaufsartikel

* *sellout article*

	Artikel-Nr. *article-no.*	alte Art.-Nr. *old art.-no.*	D	d	L	L_B	L_1	B	Bild *pic*
*	RB500893	RBL5008	50	8	92,5	10	--	59	9
*	RB501093	RBL5010	50	10	92,5	10	--	59	9
*	RB501280	RBK5012	50	12	80	5	--	54	4
*	RB501293	RBL5012	50	12	92,5	10	--	59	3
*	RB501680	RBK5016	50	16	80	5	61	54	10
*	RB501693	RBL5016	50	16	92,5	10	--	59	3
*	RB502080	RBK5020	50	20	80	5	61	54	10
*	RB502093	RBL5020	50	20	92,5	10	--	59	3
*	RB502580	RBK5025	50	25	80	5	61	54	10
*	RB502593	RBL5025	50	25	92,5	10	--	59	3
*	RB503093	RBL5030	50	30	92,5	10	55	59	20
*	RB503280	RBK5032	50	32	80	5	61	54	10
*	RB504080	RBK5040	50	40	80	5	61	54	10
*	RB504093	RBL5040	50	40	92,5	10	55	59	20

* **Ausverkaufsartikel** * ***sellout article***

Reduzierhülsen mit Bund für INDEX

Reduction Sleeves with Flange for INDEX

	Artikel-Nr. *article-no.*	d	Baugleich mit INDEX: *identical with INDEX:*
*	RB220.4006	6	W64 220.4106
*	RB220.4008	8	W64 220.4108
*	RB220.4010	10	W64 220.4110
*	RB220.4012	12	W64 220.4112
*	RB220.4015	15	W64 220.4115

* **Ausverkaufsartikel** * ***sellout article***

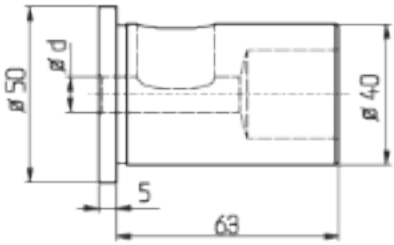

Reduzierhülsen mit Bund
für MÜGA-Maschinen

Reduction Sleeves with Flange
for MÜGA-Machines

Artikel-Nr. *article-no.*	d
* RBST2010MU	10
* RBST2012MU	12
* RBST2014MU	14
* RBST2016MU	16

* Ausverkaufsartikel

** sellout article*

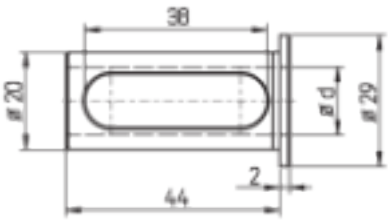

Reduzierhülsen
für CITIZEN-Maschinen

Reduction Sleeves
for CITIZEN-Machines

Artikel-Nr. *article-no.*	D	Bild *picture*
* RB201245CIT	20	1
* RB262040CIT	1"	2
* RB262048CIT	1"	3
* U246.2520.050CIT	25	4
* U246.2620.050CIT	1"	4

* Ausverkaufsartikel

** sellout article*

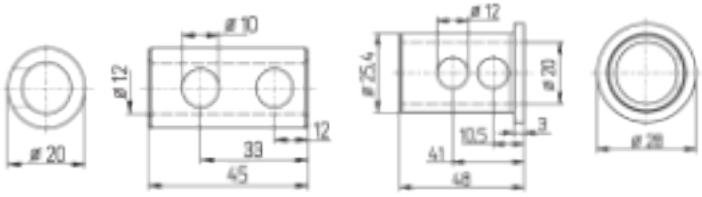

Bild 1

Bild 2

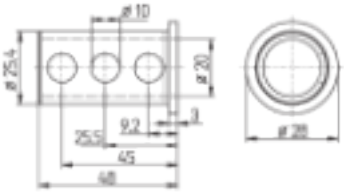

Bild 3

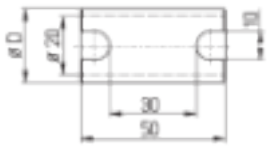

Bild 4

Reduzierhülsen mit Bund für MAZAK Maschinen

Reduction Sleeves with Flange for MAZAK machines

	Artikel-Nr. *article-no.*	d
*	RBMZ2505	5
*	RBMZ2506	6
*	RBMZ2508	8
*	RBMZ2510	10
*	RBMZ2512	12
*	RBMZ2514	14
*	RBMZ2516	16
*	RBMZ2518	18
*	RBMZ2520	20

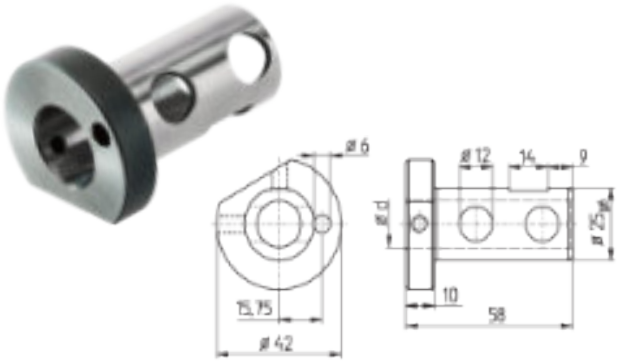

* Ausverkaufsartikel

* *sellout article*

Reduzierhülsen

Reduction Sleeves

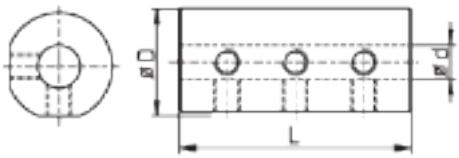

Typ 246

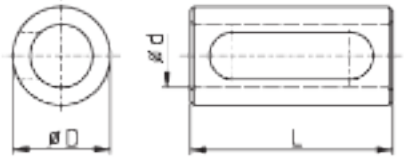

Typ 247

	Artikel-Nr. *article-no.*	D	d	L
*	U246.2506 050	25	6	50
*	U246.2508 050	25	8	50
*	U246.2510 050	25	10	50
*	U246.2512 050	25	12	50
*	U246.2514 050	25	14	50
*	U246.2516 050	25	16	50
*	U246.2520 050	25	20	50
*	U247.2508 050	25	8	50
*	U247.2516 050	25	16	50
*	U247.2520 050	25	20	50

	Artikel-Nr. *article-no.*	D	d	L
*	U247.3210 060	32	10	60
*	U247.3212 060	32	12	60
	U247.3216 060	32	16	60
*	U247.3218 060	32	18	60
	U247.3220 060	32	20	60
	U247.3225 060	32	25	60

* Ausverkaufsartikel

* *sellout article*

Reduzierhülsen, geschlitzt

Reduction Sleeves, Slotted

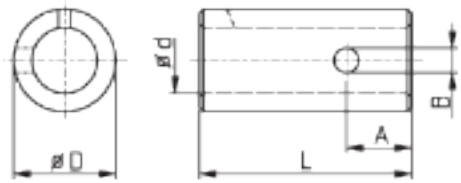

Gehärtet und geschliffen
Hardened and ground

	Artikel-Nr. *article-no.*	Maschine *machine*	Orig. Ersatzteil-Nr. *orig. spare part no.*	A	L	D	B	d
*	U290.50.30	INDEX B42-60-60F/8L C29	W35 200.1905	--	46	1"	--	3/4"
	U290.60.40	INDEX B42-60-60F/6L	B35 752	20	46	1 1/4"	--	1"
*	U242.115			--	46	3/4"	--	5/8"
*	U242.116			--	46	3/4"	--	16,0
*	U242.1614			--	25	16	--	14
*	U242.2210	STAR / TRAUB TNL		--	50	22	--	10
	U242.2216	STAR / TRAUB TNL		--	50	22	--	16
	U242.2219	STAR / TRAUB TNL		--	50	22	--	3/4"
	U242.2220	STAR / TRAUB TNL		--	50	22	--	20
*	U242.319			--	46	25	--	3/4"
*	U242.320			--	46	25	--	20
	U242.322			--	46	25	--	22
*	U242.415			--	46	1"	--	5/8"
*	U242.416			--	46	1"	--	16
	U242.420			--	46	1"	--	20
	U242.422			--	46	1"	--	22
*	U242.2619			--	59	1"	--	19
*	U242.2816	TRAUB TNL		12	46	28	2 x 8,5	16
*	U242.2819	TRAUB TNL		12	46	28	2 x 8,5	3/4”
*	U242.2820	TRAUB TNL		12	46	28	2 x 8,5	20
*	U242.2822	TRAUB TNL		12	46	28	2 x 8,5	22
*	U242.2825	TRAUB TNL		12	46	28	2 x 8,5	25
*	U242.3216			--	46	32	--	16
*	U242.522			--	46	30,0	--	22
*	U242.525			--	46	30,0	--	25
*	U242.712			--	46	32	--	12
*	U242.716			--	46	32	--	16
*	U242.719			--	46	32	--	3/4"
*	U242.720			--	46	32	--	20
*	U242.722			--	46	32	--	22
*	U242.725			--	46	32	--	25
*	U242.726			--	46	32	--	1"

* **Ausverkaufsartikel**

* ***sellout article***

Reduzierhülsen mit innerer Kühlmittelzufuhr
Anschluss axial und radial

Reduction Sleeves with Inner
Coolant Inlet Axial and Radial

	Artikel-Nr. *article-no.*	D	d	L	L_B	AK / IK	B
*	RBIK1906 *	3/4”	6	65	14	2x G1/8"	24 *
*	RBIK1908	3/4”	8	65	14	2x G1/8"	24
	RBIK1910	3/4”	10	65	14	2x G1/8"	24
	RBIK1912	3/4”	12	65	14	2x G1/8"	24
*	RBIK1914	3/4”	14	65	14	2x G1/8"	24
	RBIK1916	3/4”	16	65	14	2x G1/8"	24
*	RBIK2008	20	8	65	14	2x G1/8"	26
	RBIK2010	20	10	65	14	2x G1/8"	26
	RBIK2012	20	12	65	14	2x G1/8"	26
	RBIK2016	20	16	65	14	2x G1/8"	26
	RBIK2206 *	22	6	65	14	2x G1/8”	26 *
	RBIK2208	22	8	65	14	2x G1/8"	26
	RBIK2210	22	10	65	14	2x G1/8"	26
	RBIK2212	22	12	65	14	2x G1/8"	26
	RBIK2213	22	1/2”	65	14	2x G1/8"	26
	RBIK2214	22	14	65	14	2x G1/8"	26
	RBIK2216	22	16	65	14	2x G1/8"	26
	RBIK2258	22	5/8"	65	14	2x G1/8"	26
	RBIK2263	22	1/4"	65	14	2x G1/8"	26
	RBIK2295	22	3/8"	65	14	2x G1/8"	26
*	RBIK2508	25	8	70	19	2x G1/4"	29,5
	RBIK2510	25	10	70	19	2x G1/4"	29,5
	RBIK2512	25	12	70	19	2x G1/4"	29,5
	RBIK2513	25	1/2"	70	19	2x G1/4"	29,5
	RBIK2514	25	14	70	19	2x G1/4"	29,5
	RBIK2516	25	16	70	19	2x G1/4"	29,5
	RBIK2519	25	3/4"	70	19	2x G1/4"	29,5
	RBIK2558	25	5/8"	70	19	2x G1/4"	29,5
	RBIK2563	25	1/4"	70	19	2x G1/4"	29,5
	RBIK2595	25	3/8"	70	19	2x G1/4"	29,5
	RBIK2608	1"	8	70	19	2x G1/4"	29,5
	RBIK2610	1"	10	70	19	2x G1/4"	29,5
	RBIK2612	1"	12	70	19	2x G1/4"	29,5
	RBIK2613	1"	1/2"	70	19	2x G1/4"	29,5
	RBIK2616	1"	16	70	19	2x G1/4"	29,5
	RBIK2619	1"	3/4"	70	19	2x G1/4"	29,5
	RBIK2658	1"	5/8"	70	19	2x G1/4"	29,5
	RBIK2663	1"	1/4"	70	19	2x G1/4"	29,5
	RBIK2695	1"	3/8"	70	19	2x G1/4"	29,5
*	RBIK3206K	32	6	55	3	G1/8”	40
*	RBIK3208K	32	8	55	3	G1/8”	40
	RBIK3210K	32	10	55	3	G1/8”	40
	RBIK3212K	32	12	55	3	G1/8”	40
*	RBIK3214K	32	14	55	3	G1/8”	40
	RBIK3216K	32	16	55	3	G1/8”	40
*	RBIK3218K	32	18	55	3	G1/8”	40
	RBIK3220K	32	20	55	3	G1/8”	40

* Mit Klemmfläche und 2 bzw. 3 Klemmschrauben
RBIK32...K Kühlmittelanschluss nur axial gegenüber Bundseite
* Ausverkaufsartikel

* *With clamping flat and 2 or 3 clamping screws*
RBIK32...K inner coolant inlet only axial opposite to the flange
** sellout article*

Halter wird von hinten eingesetzt
Reduction sleeve inserted from back

Kühlmittelanschluss auch radial möglich
Inner coolant inlet also possible radial

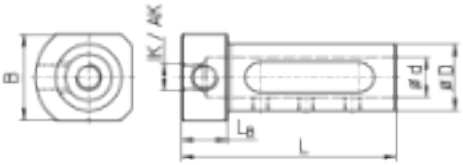

Anschluss axial (IK)
inner coolant inlet axial

Reduzierhülsen für Morsekonus

Reduction Sleeves for Morse Taper

	Artikel-Nr. *article-no.*	D	MK	H	L	Bild *picture*
*	V150.120	20	1	--	63	1
*	V150.125	25	1	--	63	1
*	V150.225	25	2	--	75	1
*	V150.226	1”	2	--	75	2
*	V150.230	30	2	--	71	2
*	V150.132	32	1	--	63	2
*	V150.240	40	2	--	95	2
*	V150.332	32	3	--	100	2
*	RB10MK1	1”	1	--	90	3
*	RB10MK2	1”	2	--	100	3
*	RB16MK1	16	1	--	90	3
*	RB20MK1	20	1	--	90	3
*	RB20BMK1	20	1	--	76	3
*	RB25MK1	25	1	--	95	3
*	RB25MK2	25	2	--	95	3
*	RB30MK1	30	1	--	76	3
*	RB32MK1	32	1	--	90	3
*	RB32MK2	32	2	--	100	3
*	RB32MK3	32	3	--	120	3
*	RB34MK1	3/4”	1	--	82	3
*	RB34BMK1	3/4"	1	--	76	3

* Ausverkaufsartikel

* *sellout article*

Bild 1

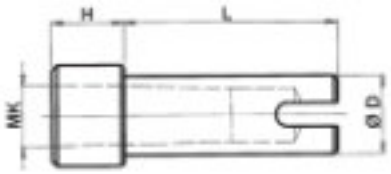

Bild 2

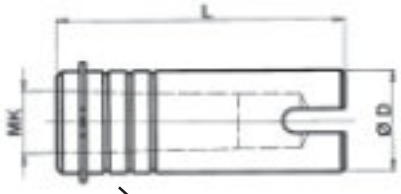

Sprengring, verstellbar
Snap ring, adjustable

Bild 3

Bohrstangenaufnahmen
Boring Bar Sleeves

Bild 1

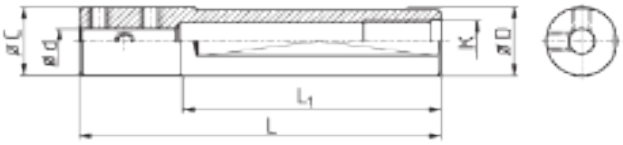

Bild 2

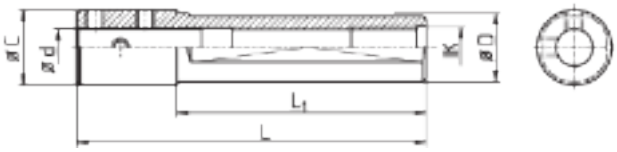

Bild 3

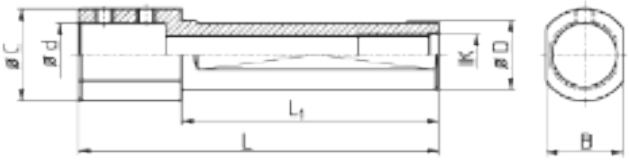

Zahl der Spannflächen und Gewindebohrungen kann von den Musterzeichnungen abweichen !

Number of clamping flats and thread holes may vary from the shown drawings

	Artikel-Nr. *article-no.*	Original-Nr. *original-no.*	d	D	C	B	L_1	L	IK	Maschinen *machines*	Bild *picture*
*	WD061650		6	16	18	--	50	70	9	STAR SR10J SW7	2
	WD061650IK		6	16	18	--	50	70	G1/8"		2
	WD081650IK		8	16	18	--	50	70	G1/8"		2
	WD101650IK		10	16	20	--	50	70	G1/8"		2
	WD121650IK		12	16	20	--	50	70	G1/8"		2
	ABS691-03IK		3	16	15,8	--	80	90	G1/8"	STAR SR10J SW12R II	1
	ABS691-41	691-41	4	16	15,8	--	80	90	8,4		1
	ABS691-05IK		5	16	15,8	--	80	90	G1/8"		1
	ABS691-42	691-42	6	16	15,8	--	80	90	G1/8"		1
	ABS691-08IK		8	16	15,8	--	80	90	G1/8"		1
	ABS1903IK		3	3/4"	18,8	--	52	70	G1/8"	CITIZEN L16-20 B12 C16 M12/16	1
	ABS1904IK		4	3/4"	18,8	--	52	70	G1/8"		1
	ABS1905IK		5	3/4"	18,8	--	52	70	G1/8"		1
	ABS1906IK		6	3/4"	18,8	--	52	70	G1/8"		1
	ABS1908IK		8	3/4"	22	20	40	70	G1/8"		3
	ABS1910IK		10	3/4"	28	20	40	70	G1/8"		3
	ABS1912IK		12	3/4"	28	20	40	70	G1/8"		3
	ABS1916IK		16	3/4"	30	20	40	70	G1/4"		3
	WD061990FL		6	3/4"	3/4"	--	--	90	--	CITIZEN	1
	WD081990FL		8	3/4"	19	--	--	90	--		1
	ABS2006IK		6	20	28	--	40	70	G1/4"	CITIZEN B12 u.a.	3
	ABS2008IK		8	20	28	--	40	70	G1/4"		3
	ABS2010IK		10	20	28	--	40	70	G1/4"		3
	ABS2012IK		12	20	28	--	40	70	G1/4"		3
	ABS2014IK		14	20	30	--	40	70	G1/4"		3
*	ABS2015IK		15	20	30	--	40	70	G1/4"		3
	ABS2016IK		16	20	30	--	40	70	G1/4"		3
*	WD162050		16	20	30	--	50	70	--		2

* **Ausverkaufsartikel** — **** sellout article***

Artikel-Nr. *article-no.*	Original-Nr. *original-no.*	d	D	C	B	L_1	L	IK	Maschinen *machines*	Bild *picture*
ABS736-44IK	736-44-00	6	22	24	--	70	105	G1/4"		2
ABS736-40IK	736-40-00	8	22	24	--	70	105	G1/4"		2
ABS736-41IK	736-41-00	10	22	24	--	80	105	G1/4"		2
ABS736-42IK	736-42-00	12	22	24	--	80	105	G1/4"		2
WD032280IK		3	22	21,7	--	80	112	G1/4"		1
WD042280IK		4	22	21,7	--	80	112	G1/4"		1
WD052280IK		5	22	21,7	--	80	112	G1/4"		1
WD062280IK		6	22	21,7	--	80	112	G1/4"		1
WD072280IK		7	22	21,7	--	80	112	G1/4"		1
WD082280IK		8	22	21,7	--	80	112	G1/4"		1
WD102280IK		10	22	21,7	--	80	112	G1/4"	STAR	1
WD122280IK		12	22	24	--	80	112	G1/4"	RNC 16B SR16/20/32	2
WD142280IK		14	22	29	24	80	112	G1/4"	KNC SNC	3
WD162280IK		16	22	29	24	80	112	G1/4"	SV12/20/32	3
WD202280IK		20	22	32	24	80	112	G1/4"	SA12/16 SE12/16	3
WD312280IK		1/8"	22	31,7	--	80	112	G1/4"	ECAS12 / 20 ; SB12 / 20R	1
WD472280IK		3/16"	22	21,7	--	80	112	G1/4"	SB16C / D / E	1
WD632280IK	411-44	1/4"	22	21,7	--	80	112	G1/4"	SR20J / JN ; SR20 R / II / III / IV	1
WD792280IK	301-44	5/16"	22	21,7	--	80	112	G1/4"	SR32J / JN ; SR38A / B	1
WD952280IK	301-45	3/8"	22	21,7	--	80	112	G1/4"	ST20 ; ECAS20T	1
WD132280IK		1/2"	22	24	--	80	112	G1/4"	SV20R ; SW20	2
WD582280IK		5/8"	22	29	24	80	112	G1/4"	ST38 ; SV32J ; SV38R	3
WD192280IK		3/4"	22	32	24	80	112	G1/4"		3
WD1322105IK	736-42D	1/2"	22	21,6	--	80	105	G1/4"		1
WD6322105IK	736-44D	1/4"	22	21,6	--	80	105	G1/4"		1
WD7922105IK	736-40D	5/16"	22	21,6	--	80	105	G1/4"		1
WD9522105IK	736-41D	3/8"	22	21,6	--	80	105	G1/4"		1
ABS301-41	301-41-00	6	22	21,7	--	85	125,8	12,4		1
ABS301-42	301-42-00	8	22	21,7	--	85	125,8	12,4		1
ABS301-43IK	301-43-00	10	22	21,7	--	80	120	G1/4"		1
ABS301-44IK	671-44-00	12	22	21,7	--	80	120	G1/4"		1
* WD0625240IK		6	25	24,7	--	35	240	M16x1		1
WD0625130IK		6	25	24,7	--	130	170	M14x1,5		1
WD0825130IK		8	25	24,7	--	130	170	M14x1,5		1
WD1025130IK		10	25	24,7	--	130	170	M14x1,5		1
WD1225130IK		12	25	24,7	--	130	170	M14x1,5		1
WD1425130IK		14	25	24,7	--	130	170	M14x1,5		1
WD1625130IK		16	25	24,7	--	130	170	M14x1,5		1
* WD1825130IK		18	25	32	--	130	170	M14x1,5	TORNOS	2
WD2025130IK		20	25	35	--	130	170	M14x1,5	DECO 2000	2
WD6325130IK		1/4"	25	24,7	--	130	170	M14x1,5		1
WD7925130IK		5/16"	25	24,7	--	130	170	M14x1,5		1
WD9525130IK		3/8"	25	24,7	--	130	170	M14x1,5		1
* WD1325130IK		1/2"	25	24,7	--	130	170	M14x1,5		1
WD5825130IK		5/8"	25	24,7	--	130	170	M14x1,5		1
* WD1925130IK		3/4"	25	35	--	130	170	M14x1,5		2
ABS2604IK		4	1"	28	--	60	110	G1/4"		2
* ABS2604LIK		4	1"	--	--	--	130	G1/4"		1
ABS2606IK		6	1"	28	--	60	110	G1/4"		2
ABS2606LIK		6	1"	--	--	--	130	G1/4"		1
ABS2606IKFL		6	1"	25	--	118	130	G1/4"		1
ABS2608KIK		8	1"	25	--	98	110	G1/4"	CITIZEN	1
ABS2608IK		8	1"	28	--	60	110	G1/4"	A20-VI	2
ABS2608LIK		8	1"	--	--	--	130	G1/4"	L25	1
ABS2608IKFL		8	1"	25	--	118	130	G1/4"	M20/25	1
ABS2610KIK		10	1"	--	--	--	100	G1/4"	E32	1
ABS2610IK		10	1"	28	--	60	110	G 1/4"	L32-VII	2
ABS2610IKFL		10	1"	25	--	118	130	G1/4"		1
ABS2612IK		12	1"	28	--	60	110	G1/4"		2
ABS2612IKFL		12	1"	25	--	118	130	G1/4"		1
ABS2616IK		16	1"	32	28	60	110	G1/4"		3
ABS2620IK		20	1"	35,6	28	60	110	G1/4"		3

* **Ausverkaufsartikel** * *sellout article*

Artikel-Nr. *article-no.*	Original-Nr. *original-no.*	d	D	C	B	L_1	L	IK	Maschinen *machines*	Bild *picture*
WD062699FL		6	1"	--	--	--	100	13		1
WD082699FL		8	1"	--	--	--	100	13		1
WD102699FL		10	1"	--	--	--	100	13		1
WD122699FL		12	1"	--	--	--	100	13		1
WD142699FL		14	1"	--	--	--	100	15		1
* WD0628110IK		6	28	--	--	--	110	M12x1,5	TRAUB TNL 12/16 mit Kühlmittelanschluss with coolant inlet M12x1,5	1
* WD0828110IK		8	28	--	--	--	110	M12x1,5		1
* WD1028110IK		10	28	--	--	--	110	M12x1,5		1
* WD1228110IK		12	28	--	--	--	110	M12x1,5		1
* WD1628110IK		16	28	--	--	--	110	M12x1,5		1
WD203275IK		20	32	31,8	--	75	106	G1/4"	STAR SR32JN	1
WD253280IK		25	32	40	34	80	106	G1/4"		3
WD0632105IK		6	32	31,6	--	95	105	G1/4"	STAR SR32J	1
WD0832105IK		8	32	31,6	--	95	105	G1/4"		1
WD1032105IK		10	32	31,6	--	95	105	G1/4"		1
WD1232105IK		12	32	31,6	--	95	105	G1/4"		1
WD1432105IK		14	32	31,6	--	95	105	G1/4"		1
WD1632105IK	781-43-00 671-45	16	32	31,6	--	95	105	G1/4"		1
WD2032105IK		20	32	31,6	--	95	105	G1/4"		1
WD3132105IK		1/8"	32	31,6	--	91	105	G1/4"		1
WD6332105IK		1/4"	32	31,6	--	95	105	G1/4"		1
WD7932105IK		5/16"	32	31,6	--	95	105	G1/4"		1
WD9532105IK		3/8"	32	31,6	--	95	105	G1/4"		1
WD1332105IK	671-46	1/2"	32	31,6	--	95	105	G1/4"		1
WD5832105IK	671-47 781-43D	5/8"	32	31,6	--	95	105	G1/4"		1
* WD1932105IK	671-48	3/4"	32	31,6	--	95	105	G1/4"		1

*** Ausverkaufsartikel** **** sellout article***

VDI-Werkzeughalter Weldon, Form E1/E2

VDI Tool Holders Weldon, Form E1/E2

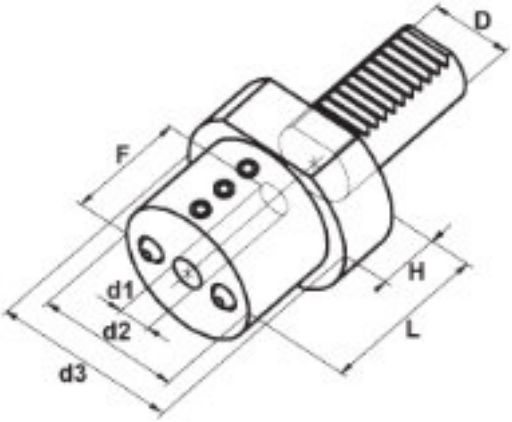

	Artikel-Nr. *article-no.*	D	d1	d2	d3	F	L	H
*	C-9 E2.30.08	30	8	55	68	51	60	22
*	C-9 E2.30.10	30	10	55	68	51	60	22
*	C-9 E2.30.12	30	12	55	68	51	60	22
*	C-9 E2.30.14	30	14	55	68	51	60	22
*	C-9 E2.30.16	30	16	55	68	51	60	22
*	C-9 E2.30.20	30	20	55	68	51	60	22
*	C-9 E2.30.25	30	25	55	68	51	60	22
*	C-9 E2.30.32	30	32	68	68	61	75	-

* **Ausverkaufsartikel**

* ***sellout article***

Bohrstangen-Haltersystem
mit Aufnahmehülsen

Boring Bar System
with Reduction Sleeves

Aufnahmehülsen:
Reducion sleeves:

Bild 1

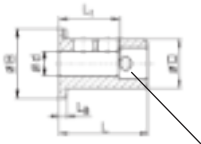

Bild 2

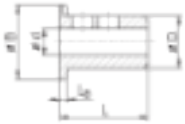

mit Querstift als Anschlag,
speziell für ISCAR-PICCO-CUT / Dümmel

with pin across for stop
especially for ISCAR-PICCO-CUT / Dümmel

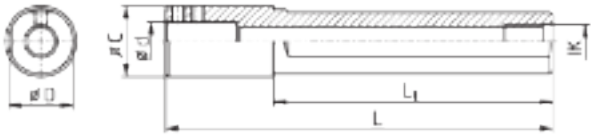

Bild 3

Bild 4

Artikel-Nr. *article-no.*	d	D	C	B	L_1	L_B	L	IK	Bild *picture*
Aufnahmehülsen *Reduction Sleeves*									
RB08-3-PICCO	3	8	--	11	14	1,5	21,5	--	1
RB08-4-PICCO	4	8	--	11	14	1,5	21,5	--	1
RB08-5-PICCO	5	8	--	11	14	1,5	21,5	--	1
RB08-6-PICCO	6	8	--	11	14	1,5	21,5	--	1
RB08-3	3	8	--	11	--	1,5	21,5	--	2
RB08-4	4	8	--	11	--	1,5	21,5	--	2
RB08-5	5	8	--	11	--	1,5	21,5	--	2
RB08-6	6	8	--	11	--	1,5	21,5	--	2
RB12-3-PICCO	3	12	--	17	15	1,8	21,8	--	1
RB12-4-PICCO	4	12	--	17	15	1,8	21,8	--	1
RB12-5-PICCO	5	12	--	17	15	1,8	21.8	--	1
RB12-6-PICCO	6	12	--	17	15	1,8	21.8	--	1
RB12-7-PICCO	7	12	--	17	15	1,8	21,8	--	1
RB12-8-PICCO	8	12	--	17	15	1,8	21,8	--	1
RB12-3	3	12	--	17	--	1,8	21.8	--	2
RB12-4	4	12	--	17	--	1,8	21,8	--	2
RB12-5	5	12	--	17	--	1,8	21.8	--	2
RB12-6	6	12	--	17	--	1,8	21.8	--	2
RB12-7	7	12	--	17	--	1,8	21,8	--	2
RB12-8	8	12	--	17	--	1,8	21.8	--	2
RB12-9	9	12	--	17	--	1,8	21,8	--	2
RB12-10	10	12	--	17	--	1,8	21,8	--	2
Bohrstangenaufnahmen *Boring Bar Sleeves*									
* WD-RB121250	12	12	19	--	50	--	75	--	3
* WD-RB121955IK	12	3/4"	24	--	55	--	70	1/4" *	3
* WD-RB122270IK	12	22	24	--	70	--	85	1/4" *	3
* WD-RB122297IK	12	22	24	--	97	--	112	1/4" *	3
* WD-RB1225150IK	12	25	24,6	--	150	--	169	M14x1,5	3
* WD-RB122655IK	12	1"	24	--	55	--	70	1/4" *	3
* WD-RB1220100IK	12	20	--	--	--	--	120	G1/8"	4
* WD-RB1222100IK	12	22	--	--	--	--	120	G1/8"	4
* WD-RB1225100IK	12	25	--	--	--	--	120	G1/8"	4

*** Gewindereduzierungen auf G1/8" bzw. M8x1 erhältlich**
*** Ausverkaufsartikel**

*** Thread reduction fittings to G1/8" resp. M8x1 available**
**** sellout article***

Bild 5

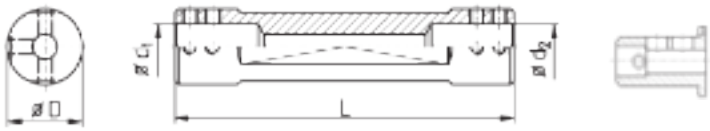

beidseitige Hülsenaufnahme möglich
Reduction Sleeves on both sides possible

Bild 6

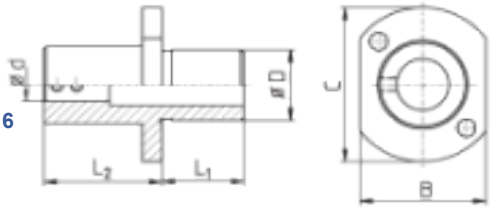

Bild 7

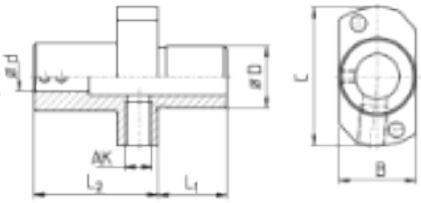

Bild 8

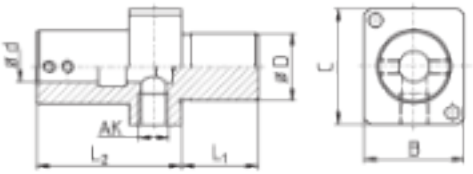

Bild 9

Bild 10

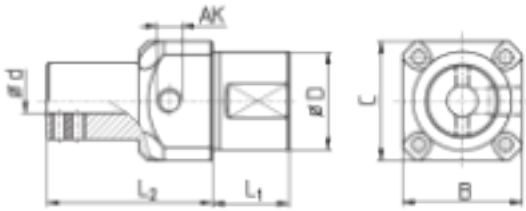

	Artikel-Nr. *article-no.*	d / d_1	d_2	D	C	B	L_1	L_2	L	AK	Maschinen *machines*	Bild *picture*
	Doppelhalter *Double Holders*											
*	WDD08085880	8	8	5/8"	--	--	--	--	80	--		5
*	WDD08081680	8	8	16	--	--	--	--	80	--		5
*	WDD12121990	12	12	3/4"	--	--	--	--	90	--		5
*	WDD12122090	12	12	20	--	--	--	--	90	--		5
*	WDD12122290	12	12	22	--	--	--	--	90	--		5
	Halter für Rückseitenbearbeitung *Backworking Holders*											
*	WD-RB1222SR	12	--	22	48	38	25	26	51	--	STAR SR32	6
*	WD-RB1222SRR	12	--	22	49	28	25	26	51	--	STAR SR10J (Position T22 + T24) SB16 / 20 Type C / Type E SB20R Type E / Type G / Type N SR20J / JN; SW12RII; SR20 R / II / III SV20R; SR32J / JN; SR20R IV (Pos. T21 - T24, verbaut - overlaps T25 - T28)	7
*	WD-RB1222SRR-AK1	12	--	22	49	28	25	37	62	G1/8"		7
*	WD-RB1222SRRL-AK1	12	--	22	49	28	25	52	77	G1/8"		7
*	WD-RB1222SW-AK2	12	--	22	37,5	32,5	25	40	65	M8x1	STAR SW12RII ; SW20 ; SR20RIV	8
*	WD-RB1222SWL-AK1	12	--	22	37,5	32,5	25	51	76	G1/8"		8
*	WD-RB1232HA32-AK1	12	--	32	37,5	37,5	25	45	70	G1/8"	HANWHA STL38H	10
*	WD-RB1233HA20-AK1	12	--	33	39	39	25	45	70	G1/8"	HANWHA	10
*	WD-RB1234MKL-AK1	12	--	34	39	39	19,5	54,5	74	G1/8"		9

*** Ausverkaufsartikel** **** sellout article***

Bohrstangenaufnahmen für Rückseitenbearbeitung STAR

Boring Bar Sleeves for STAR backworking

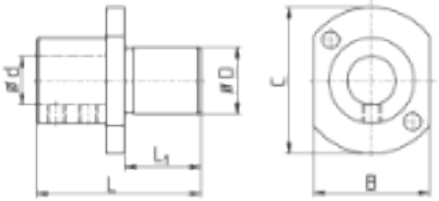

Bild 1

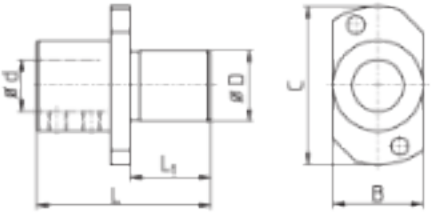

Bild 2



Bild 3

	Artikel-Nr. *article-no.*	Original-Nr. *original-no.*	d	D	C	B	L_1	L	Maschinen *machines*	Bild *picture*
*	WD0616SR		6	16	40	24	20	46	SR16 / 20	3
*	WD0816SR		8	16	40	24	20	46		3
*	WD1016SR		10	16	40	24	20	46		3
*	WD1216SR		12	16	40	24	20	46		3
	WD0622SRR	541-71-00	6	22	49	28	25	59	SR10J (Position T22 + T24) SB16 / 20 Type C / Type E SB20R Type E / Type G / Type N SR20J / JN ; SW12RII SR20 R / II / III ; SV20R SR32J / JN SR20R IV (Pos. T21 - T24, verbaut - *overlaps* T25 - T28)	2
*	WD0722SRR		7	22	49	28	25	59		2
	WD0822SRR	541-72-00	8	22	49	28	25	59		2
*	WD0922SRR		9	22	49	28	25	59		2
	WD1022SRR	541-73-00	10	22	49	28	25	59		2
	WD1222SRR	671-74-00	12	22	49	28	25	59		2
	WD1422SRR		14	22	49	28	25	59		2
	WD1622SRR	671-75-00	16	22	49	28	25	59		2
*	WD1922SRR		3/4"	22	49	28	25	59		2
	WD2022SRR		20	22	49	28	25	59		2
*	WD0622SR		6	22	48	38	25	63	SR32	1
	WD0822SR		8	22	48	38	25	63		1
	WD1022SR		10	22	48	38	25	63		1
*	WD1222SR		12	22	48	38	25	63		1
*	WD1422SR		14	22	48	38	25	63		1
*	WD1622SR		16	22	48	38	25	63		1
*	WD2022SR		20	22	48	38	25	63		1

* Ausverkaufsartikel

** sellout article*

mit innerer Kühlmittelzufuhr

with inner coolant inlet

Bild 4

Bild 6

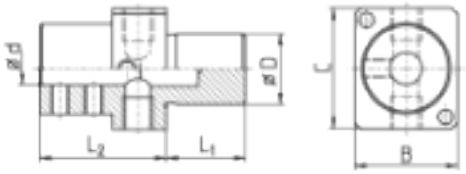

Bild 5

Bild 5b

Artikel-Nr. *article-no.*	Original-Nr. *original-no.*	d	D	L_1	L_2	C	B	AK	Maschinen *machines*	Bild *picture*
* WD2522SR-AK1		25	22	25	44	48	38	G1/8"	SR32	4
WD0322SRR-AK1		3	22	25	42	49	28	G1/8"	SR10J (Position T22 + T24) SB16 / 20 Type C / Type E SB20R Type E / Type G / Type N SR20J / JN ; SW12RII SR20 R / II / III ; SV20R SR32J / JN ; ECAS12/20 SR20R IV (Pos. T21 - T24, verbaut - *overlaps* T25 - T28)	
WD0422SRR-AK1	571-71-00	4	22	25	42	49	28	G1/8"		4
WD0522SRR-AK1		5	22	25	42	49	28	G1/8"		4
WD0622SRR-AK1		6	22	25	42	49	28	G1/8"		4
WD0722SRR-AK1		7	22	25	42	49	28	G1/8"		4
WD0822SRR-AK1		8	22	25	42	49	28	G1/8"		4
WD1022SRR-AK1		10	22	25	42	49	28	G1/8"		4
WD1222SRR-AK1		12	22	25	42	49	28	G1/8"		4
WD1422SRR-AK1		14	22	25	42	49	28	G1/8"		4
WD1622SRR-AK1		16	22	25	42	49	28	G1/8"		4
WD2022SRR-AK1		20	22	25	42	49	28	G1/8"		4
WD3122SRR-AK1		1/8"	22	25	42	49	28	G1/8"		4
WD4722SRR-AK1		3/16"	22	25	42	49	28	G1/8"		4
WD6322SRR-AK1	541-75	1/4"	22	25	42	49	28	G1/8"		4
WD7922SRR-AK1	541-76	5/16"	22	25	42	49	28	G1/8"		4
WD9522SRR-AK1	541-77	3/8"	22	25	42	49	28	G1/8"		4
WD1322SRR-AK1		1/2"	22	25	42	49	28	G1/8"		4
WD5822SRR-AK1		5/8"	22	25	42	49	28	G1/8"		4
WD1922SRR-AK1		3/4"	22	25	42	49	28	G1/8"		4
WD0322SW-AK1		3	22	25	42	37,5	32,5	G1/8"	SW12R II ; SW20 SV20R ; SR20R IV SB12/20R ; SR38	5
WD0422SW-AK1	OR1-47	4	22	25	42	37,5	32,5	G1/8"		5
WD0522SW-AK1		5	22	25	42	37,5	32,5	G1/8"		5
WD0622SW-AK1	OR1-41	6	22	25	42	37,5	32,5	G1/8"		5
WD0822SW-AK1	OR1-42	8	22	25	42	37,5	32,5	G1/8"		5b
WD1022SW-AK1	OR1-43	10	22	25	42	37,5	32,5	G1/8"		5
WD1222SW-AK1		12	22	25	42	37,5	32,5	G1/8"		5b
WD1422SW-AK1		14	22	25	42	37,5	32,5	G1/8"		5
WD1622SW-AK1	101-11	16	22	25	42	37,5	32,5	G1/8"		5
WD2022SW-AK1		20	22	25	42	37,5	32,5	G1/8"		5
WD3122SW-AK1		1/8"	22	25	40	37,5	32,5	G1/8"		5
WD4722SW-AK1		3/16"	22	25	40	37,5	32,5	G1/8"		5
WD6322SW-AK1	OR1-44; 101-12	1/4"	22	25	40	37,5	32,5	G1/8"		5
WD7922SW-AK1	OR1-46; 101-14	5/16"	22	25	40	37,5	32,5	G1/8"		5
WD9522SW-AK1	OR1-45; 101-13	3/8"	22	25	40	37,5	32,5	G1/8"		5
WD1322SW-AK1		1/2"	22	25	40	37,5	32,5	G1/8"		5
WD5822SW-AK1		5/8"	22	25	40	37,5	32,5	G1/8"		5
WD1922SW-AK1		3/4"	22	25	40	37,5	32,5	G1/8"		5
WD0422SW-IK		4	22	25	40	44,2	37	Ø 6	SR38 SR32J-II	6
WD0622SW-IK		6	22	25	40	44,2	37	Ø 6		6
WD0822SW-IK		8	22	25	40	44,2	37	Ø 6		6
WD1022SW-IK		10	22	25	40	44,2	37	Ø 6		6
WD1222SW-IK		12	22	25	40	44,2	37	Ø 6		6
WD1622SW-IK		16	22	25	40	44,2	37	Ø 6		6
* WD2022SW-IK		20	22	25	40	44,2	37	Ø 6		6

*** Ausverkaufsartikel** ** sellout article*

Bohrstangenaufnahmen
Rückseitenbearbeitung STAR / MAIER

Boring Bar Sleeves
for STAR / MAIER backworking

Abbildung dient nur zur Veranschaulichung der Maße !
the picture above is only meant for illustration

FL = Spannfläche Schaft
clamping flat shank

X = Freifräsung für Schrauben
free milling for screws

	Artikel-Nr. *article-no.*	d	D	L_1	L_2	LB	AK	IK	Maschinen *machines*
	WDM123444X	12	34	19,5	25	11,6	--	--	MAIER STAR ECAS32 SV38R
	WDM123454	12	34	19,5	35	10	--	--	
	WDM123463AK2	12	34	19,5	44	20	M8x1	--	
	WDM123463AK2FLX	12	34	19,5	44	20	M8x1	--	
*	WDM163444X	16	34	19,5	25	11,7	--	--	
	WDM163454	16	34	19,5	35	10	--	G1/4"	
*	WDM163455	16	34	19,5	35,5	10	--	--	
	WDM163463AK2FLX	16	34	19,5	44	20	M8x1	--	
*	WDM163479	16	34	44	35	10	--	M16x1	
	WDM193444X	3/4"	34	19,5	25	11,9	--	--	
*	WDM193445X	3/4"	34	19,5	25,5	10	--	--	
*	WDM193454X	3/4"	34	19,5	35	10	--	--	
*	WDM193463AK2	3/4"	34	19,5	44	20	M8x1	--	
*	WDM193469	3/4"	34	44	25	10	--	G1/4"	
*	WDM193469X	3/4"	34	44	25	10	--	--	
*	WDM203444X	20	34	19,5	25	11,9	--	--	
*	WDM203454	20	34	19,5	35	10	--	--	
*	WDM203454X	20	34	19,5	35	10	--	--	
	WDM203463AK2FLX	20	34	19,5	44	20	M8x1	--	
*	WDM203469	20	34	44	25	10	--	G1/4"	
*	WDM203479	20	34	44	35	10	--	M16x1	
*	WDM253444X	25	34	19,5	25	11,9	--	--	
*	WDM253454X	25	34	19,5	35	10	--	--	
	WDM253463AK2FLX	25	34	19,5	44	20	M8x1	--	
*	WDM253469X	25	34	44	25	10	--	--	
*	WDM263445X	1"	34	19,5	25,5	10	--	--	
*	WDM263463AK2X	1"	34	19,5	44	20	M8x1	--	
*	WDM263469X	1"	34	44	25	10	--	--	

Wenn IK-Angabe vorhanden - auch mit Anschlag verwendbar
If IK - is indicated - also useable with back stop

* **Ausverkaufsartikel -** ***sellout article***

Rückseitenbearbeitung CITIZEN

CITIZEN backworking

Bild 1

Bild 2

Bild 3

	Artikel-Nr. *article-no.*	d	D	L_1	L_2	C	B	AK	Maschinen *machines*	Bild *picture*
*	WD1625KCIT	25	16	13	28	42,5	28,4	--	L20X / L20XII	1
*	WD1625CIT	25	16	35	28	42,5	28,4	--		2
*	WD1625CIT-AK1*	25	16	35	28	42,5	28,4	G1/8"		3
	WD1925KCIT	25	3/4"	13	28	42,5	28,4	--		1
	WD1925CIT	25	3/4"	35	28	42,5	28,4	--		2
	WD1925CIT-AK1*	25	3/4"	35	28	42,5	28,4	G1/8"		3

* mit Kühlmittelanschluss radial
* Ausverkaufsartikel

* *with radial coolant inlet*
* *sellout article*

Rückseitenbearbeitung TORNOS

TORNOS backworking

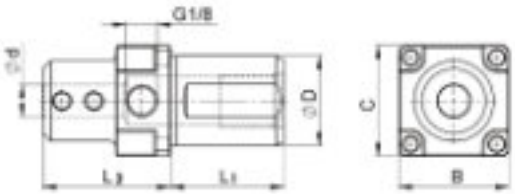

	Artikel-Nr. *article-no.*	d	D	L_1	L_2	C	B	Maschinen *machines*
	WD0328CT20-AK1	3	28	35,5	40	34,5	34,5	TORNOS CT20
*	WD0428CT20-AK1	4	28	35,5	40	34,5	34,5	
*	WD0628CT20-AK1	6	28	35,5	40	34,5	34,5	
	WD0828CT20-AK1	8	28	35,5	40	34,5	34,5	
	WD1028CT20-AK1	10	28	35,5	40	34,5	34,5	
	WD1228CT20-AK1	12	28	35,5	40	34,5	34,5	
	WD1628CT20-AK1	16	28	35,5	40	34,5	34,5	
	WD2028CT20-AK1	20	28	35,5	40	34,5	34,5	

* Ausverkaufsartikel

* *sellout article*

Rückseitenbearbeitung HANWHA

HANWHA backworking

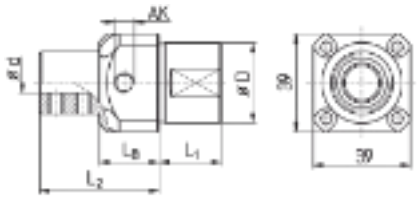

Artikel-Nr. *article-no.*	d	D	L_1	L_2	LB	AK	IK	Maschinen *machines*
WD0632HA32-AK1	6	32	25	48	--	G1/8"	--	HANWHA STL38
WD0832HA32-AK1	8	32	25	48	--	G1/8"	--	
WD1032HA32-AK1	10	32	25	48	--	G1/8"	--	
WD1232HA32-AK1	12	32	25	48	--	G1/8"	--	
WD1632HA32-AK1	16	32	25	48	--	G1/8"	--	

4

Spindelzubehör

Spindle Attachment

Ein Set besteht aus:

Set consists of:

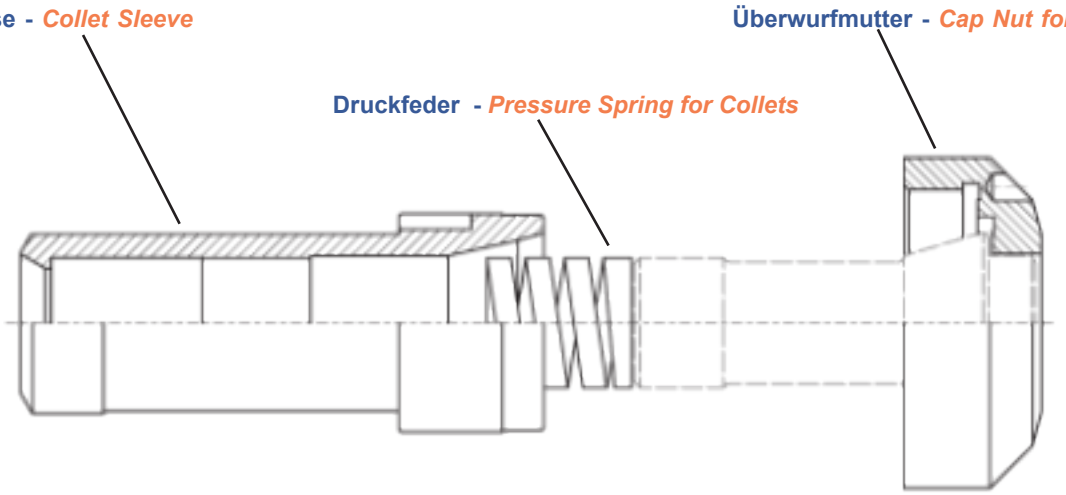

+ Führungsbüchsen-Anzugsmutter - nur bei Hauptspindelerweiterung und nur falls vorhanden

+ Guide Bush Nut - only for main spindle extension and only if available

Einzelteile:

Component parts

Druckhülsen	ab S. 176	*Collet Sleeve*	*from page 176*
Überwurfmuttern	ab S. 186	*Cap Nuts for Collet Sleeves*	*from page 186*
Druckfedern für Spannzangen	ab S. 194	*Pressure Springs for Collets*	*from page 194*
Führungsbüchsen-Anzugsmuttern	ab S. 197	*Guide Bush Nuts*	*from page 197*

Artikel-Nr. bei Set-Bestellung:

Article-no. to order a set:

SET - Maschinenhersteller - Maschinentyp / Haupt- (A) oder Gegenspindel (B) / Zange

SET - machine manufacturer - machine type / main (A) or sub (B) spindle / collet

Beispiel: ***Example:***

SET - STAR - SR20R / B / F27

Druckhülsen
Collet Sleeves

Verstiften von Druckhülsen

Pinned Collet Sleeves

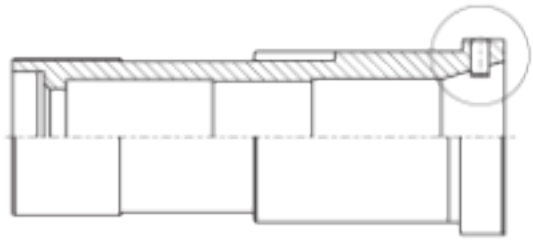

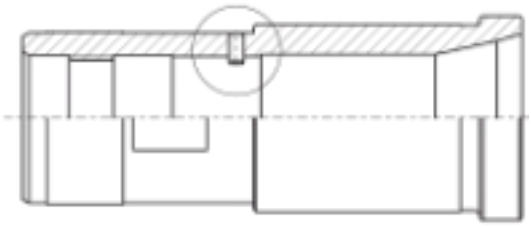

Optional

optional

Beispiel:
Example:

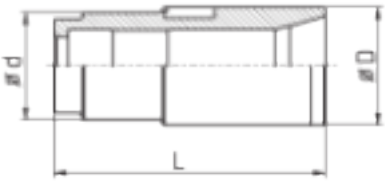

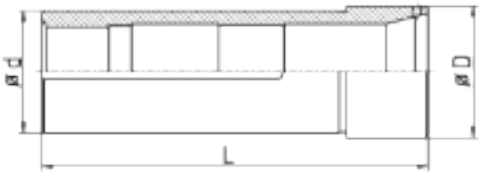

DH-CIT-A20/B/F25

Artikel-Nr. *article-no.*	Maschine / Typ *machine / type*	A / B - Spindel	D	d	L	verl. *ext.* [mm]	Zange *collet*	Feder *spring*	Original Nr. *original no.*
DH-BECH-AR10//F14	BECHLER AR10		24	20	62		117E / F14		
* DH-BENZ-TNI20/F20	BENZINGER TNI 20		33	30/26	75,5		138E / F20		
DH-BOLE-BC42//F48	BOLEY BC42		64,5	60	160,2		173E / F48		
DH-CIT-A20/AB/F25	CITIZEN CINCOM A20	A+B	44	42/40	126		145E / F25		564-521
DH-CIT-A203F/AB/157E	CITIZEN CINCOM A20	A+B	46	42	128		157E / F30		
DH-CIT-A32/A/F37	CITIZEN CINCOM A32	A	61	58	171		1536E / F37		566-212-1
DH-CIT-A32/A/F40	CITIZEN CINCOM A32	A	61	58	171		F40		
DH-CIT-A32/B/F37	CITIZEN CINCOM A32	B	58	54	147,5		1536E / F37		565-240-1
DH-CIT-A32CL/A/F37	CITIZEN CINCOM A32VII CL	A	65	55	170		1536E / F37		566-220
DH-CIT-A32CL/AB/F40	CITIZEN CINCOM A32VII CL	A	65	55	170		F40		
DH-CIT-A320/AB/F25	CITIZEN CINCOM A20	A+B	42	42	127		145E / F25		564-583
DH-CIT-B12/A/F15	CITIZEN CINCOM B12	A	24,5	23	89		120E / F15	DF15F 11.5-33	
DH-CIT-B12E/A/F15	CITIZEN CINCOM B12E	A	33	28	109		120E / F15		
DH-CIT-B12/A/F16	CITIZEN CINCOM B12	A	24,5	23	89		1212E / F16		B12U9110Z
DH-CIT-B12/B/F10v10	CITIZEN CINCOM B12	B	28	23	90	10	109E / F10		
DH-CIT-B12/B/F13	CITIZEN CINCOM B12	B	28	23	90		116E / F13	DF13R 10-36	
DH-CIT-B12/B/F15	CITIZEN CINCOM B12	B	28	23	90		120E / F15		
DH-CIT-B12/B/F16	CITIZEN CINCOM B12	B	28	23	90		1212E / F16		562-502
DH-CIT-B16E/A/F20	CITIZEN CINCOM B16E	A	33	28	110		138E / F20		563-480-1
* DH-CIT-C16/A/F22	CITIZEN CINCOM C16	A	--	--	--		140E / F22		
* DH-CIT-C32/A/F37	CITIZEN CINCOM C32	A	54	48	152,5		1536E / F37		
* DH-CIT-E32/A/F37	CITIZEN CINCOM E32	A	59	50	142		1536E / F37		565-035-2
* DH-CIT-E32/A/F42	CITIZEN CINCOM E32	A	59	50	142		171E / F42		565-035-1
* DH-CIT-E32/B/F37	CITIZEN CINCOM E32	B	59	50	160		1536E / F37		
DH-CIT-K12/A/F15	CITIZEN CINCOM K12	A	33	28	180		120E / F15		
DH-CIT-K12/A/F16	CITIZEN CINCOM K12	A	33	28	180		1212E / F16	DF16F 12.5-34	563-492 / 4156300310
DH-CIT-K12/B/F8v10	CITIZEN CINCOM K12	B	30	30	110	10	101E / F8		
DH-CIT-K12/B/F10v15	CITIZEN CINCOM K12	B	30	30	126	15	109E / F10		
DH-CIT-K12/B/F13	CITIZEN CINCOM K12	B	30	30	110		116E / F13		
DH-CIT-K12/B/F15	CITIZEN CINCOM K12	B	30	30	110		120E / F15		
DH-CIT-K12/B/F15v15	CITIZEN CINCOM K12	B	30	30	110	15	120E / F15		
DH-CIT-K12/B/F16	CITIZEN CINCOM K12	B	30	30	110		1212E / F16		563-491-1 / 4156300300
DH-CIT-K16/A/F20	CITIZEN CINCOM K16	A	33	28	180		138E / F20	DF20F 18-45	563-494
DH-CIT-K16/A/F22	CITIZEN CINCOM K16	A	33	28	180		140E / F22		
DH-CIT-K16/B/F20	CITIZEN CINCOM K16	B	33	30	110		138E / F20		563-443-1
DH-CIT-K16/B/F22	CITIZEN CINCOM K16	B	33	30	110		140E / F22		
DH-CIT-L16/A/F15	CITIZEN CINCOM L16VI/VII; M20; L20	A	46	35	103		120E / F15		
* DH-CIT-L16/A/F25	CITIZEN CINCOM L16VI/VII; M20; L20	A	46	35	103		145E / F25		564-042-2
DH-CIT-L16I/A/F25	CITIZEN CINCOM L16I	A	46	35	103		145E / F25		564-117-2
DH-CIT-L16/B/F20	CITIZEN L16	B	44	35	121,5		138E / F20		
DH-CIT-L16/B/F25	CITIZEN CINCOM L16VII; M20	B	44	35	121,5		145E / F25		564-237
DH-CIT-L20//F30	CITIZEN CINCOM L20		42	42	131		1446E / F30		C/A320NU6130Z
DH-CIT-L32/A/F37	CITIZEN CINCOM L32	A	64,5	60	158		1536E / F37		

A = Hauptspindel; B = Abgreifspindel
*** Ausverkaufsartikel**

A = main spindle; B = sub spindle
**** sellout article***

Beispiel:
Example:

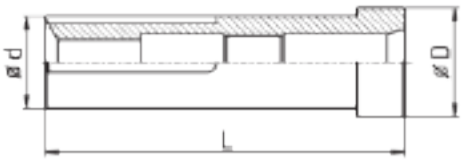

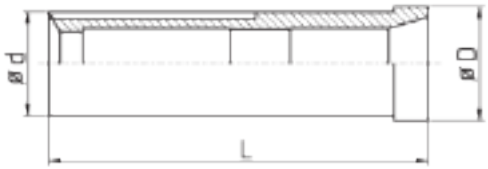

DH-CIT-ML12/A/F16

	Artikel-Nr. *article-no.*	Maschine / Typ *machine / type*	A / B - Spindel	D	d	L	verl. *ext.* [mm]	Zange *collet*	Feder *spring*	Original Nr. *original no.*
	DH-CIT-L32/B/F37	CITIZEN CINCOM L32	B	53	60	147,5		1536E / F37		
	DH-CIT-L32/B/F48	CITIZEN CINCOM L32	B	64,5	60	158,5		173E / F48		16607004
	DH-CIT-L220X/B/F25	CITIZEN CINC0OM $L_2$20X	B	42	42	132		145E / F25		564-587
	DH-CIT-L520/A/F25	CITIZEN CINCOM L520VIII	A	41,5	35	198		145E / F25		564-396
	DH-CIT-L520/A/F27	CITIZEN CINCOM L520VIII	A	41,5	35	198		147E / F27		
	DH-CIT-L520/B/F25	CITIZEN CINCOM L520VIII	B	41	35	121,5		145E / F25		564-352
	DH-CIT-M12/B/F13	CITIZEN CINCOM M12	B	28	24,5	98		116E / F13		
	DH-CIT-M12/B/F15	CITIZEN CINCOM M12	B	28	24,5	98		120E / F15		
	DH-CIT-M12/B/F16	CITIZEN CINCOM M12	B	28	24,5	98		1212E / F16		562-576-1
	DH-CIT-M16/A/F15	CITIZEN CINCOM M16	A	36	30	108,7		120E / F15		
	DH-CIT-M16/A/F16	CITIZEN CINCOM M16	A	36	30	108,7		1212E / F16		4156300240
	DH-CIT-M16/A/144E	CITIZEN CINCOM M16	A	36	30	110		144E / F25		4156300400
	DH-CIT-M16/B/F10v15	CITIZEN CINCOM M16	B	33	30	127,5	15	109E / F10		
	DH-CIT-M16/B/F15v15	CITIZEN CINCOM M16	B	33	30	127,5	15	120E / F15		
	DH-CIT-M16/B/F16	CITIZEN CINCOM M16	B	33	30	108,7		1212E / F16		4156300230
	DH-CIT-M216/A/F20	CITIZEN CINCOM $M_2$16	A	36	30	110		138E / F20		563-435
	DH-CIT-M216/B/F13v15	CITIZEN CINCOM $M_2$16	B	33	30	128	15	116E / F13		
*	DH-CIT-M216/B/F15	CITIZEN CINCOM $M_2$16	B	33	30	110		120E / F15		
	DH-CIT-M216/B/F15v15	CITIZEN CINCOM $M_2$16	B	33	30	128	15	120E / F15	DF15F 11.5-33	
*	DH-CIT-M216/B/F16v15	CITIZEN CINCOM $M_2$16	B	33	30	128	15	1212E / F16		
	DH-CIT-M216/B/F20	CITIZEN CINCOM $M_2$16	B	33	30	110		138E / F20		563-436
	DH-CIT-M316/B/F13	CITIZEN CINCOM $M_3$16	B	33	30			116E / F13		
*	DH-CIT-M316/B/F10v15	CITIZEN CINCOM $M_3$16	B	33	30	127,5	15	109E / F10		4156300520
	DH-CIT-M32/B/F20	CITIZEN CINCOM M32	B	53	49	150,5		F20		
	DH-CIT-M32/B/F37	CITIZEN CINCOM M32	B	53	49	147,5		1536E / F37		565-188
*	DH-CIT-M32/B/F40	CITIZEN CINCOM M32	B	53	49	147,5		F40		
	DH-CIT-M332/A/F37	CITIZEN CINCOM $M_3$32	A	54	48	152,5		1536E / F37		565-189-2
	DH-CIT-M332/A/F40	CITIZEN CINCOM $M_3$32	A	54	48	152,5		F40		
	DH-CIT-M432/A/F20	CITIZEN CINCOM $M_4$32	A	58,5	54	152,5		138E / F20		
	DH-CIT-M432/A/F25	CITIZEN CINCOM $M_4$32	A	58,5	54	152,5		145E / F25	DF25F 22-48	
	DH-CIT-M432/A/F37	CITIZEN CINCOM $M_4$32	A	58,5	54	152,5		1536E / F37		565-250-1
	DH-CIT-M432/A/F40	CITIZEN CINCOM $M_4$32	A	58,5	54	152,5		F40	DF40F 36-80	
	DH-CIT-M432/B/F20	CITIZEN CINCOM $M_4$32	B	53	50	147,5		138E / F20		
	DH-CIT-M432/B/F25	CITIZEN CINCOM $M_4$32	B	53	50	147,5		145E / F25	DF25F 22-48	
	DH-CIT-M432/B/F37	CITIZEN CINCOM $M_4$32	B	53	50	147,5		1536E / F37		565-252-1
	DH-CIT-M432/B/F40	CITIZEN CINCOM $M_4$32	B	53	50	147,5		F40		
	DH-CIT-ML12/A/F15	CITIZEN CINCOM ML12	A	33	28	109		120E / F15		
	DH-CIT-ML12/A/F16	CITIZEN CINCOM ML12	A	33	28	109		1212E / F16		
	DH-CIT-ML12/A/F20	CITIZEN CINCOM ML12	A	33	28	109		138E / F20		
	DH-CIT-R07/B/F8	CITIZEN CINCOM R07	B	22	21	84,3		101E / F8	DF07R 5.5-50	562-757
	DH-CIT-R07/B/F10	CITIZEN CINCOM R07	B	23,7	21	80		109E / F10		
	DH-CIT-R07/B/F13	CITIZEN CINCOM R07	B	23,7	21	79,5		116E / F13		
	DH-CIT-R07/B/F15	CITIZEN CINCOM R07	B	23,7	21	79,5		120E / F15		562-755
	DH-CIT-R07/B/F16	CITIZEN CINCOM R07	B	24,3	21	79,5		1212E / F16		
	DH-ERGO-B60//F66	ERGOMAT B60		88	74	138		185E / F66		
	DH-ERGO-TBA42//F48	ERGOMAT TBA42		74,3	56	113		173E / F48		916725
*	DH-FEIN-FA15//F22	FEINLER FA15		37/32	27	61		140E / F22		

A = Hauptspindel; B = Abgreifspindel
*** Ausverkaufsartikel**

A = main spindle; B = sub spindle
**** sellout article***

Beispiel:
Example:

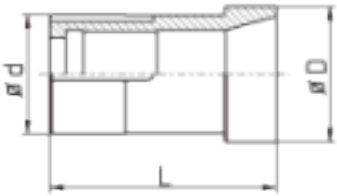

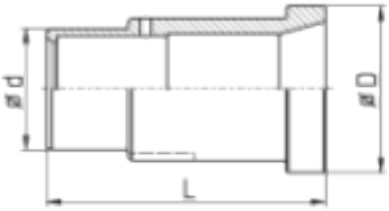

DH-GILD-GLD25//F30

Artikel-Nr. *article-no.*	Maschine / Typ *machine / type*	A / B - Spindel	D	d	L	verl. *ext.* [mm]	Zange *collet*	Feder *spring*	Original Nr. *original no.*
DH-GILD-GD16//136E	GILDEMEISTER GD16		30,6	26	76		136E / F20		
DH-GILD-GLD25//F30	GILDEMEISTER GLD25		47/40	34	78,5		1446E / F30		
DH-GILD-SPRINT20-5/A/F25	GILDEMEISTER SPRINT 20-5	A	40,9	37	89,6		145E / F25		
DH-GILD-SPRINT20-5/A/F30	GILDEMEISTER SPRINT 20-5	A	41	37	88		1446E / F30		
DH-GILD-SPRINT20-5/B/F25	GILDEMEISTER SPRINT 20-5	B	40	37	89,6		145E / F25		
DH-GILD-SPRINT20-8/A/F25	GILDEMEISTER SPRINT 20-8	A	40,6	37	85,5		145E / F25		
DH-GILD-SPRINT20-8/B/F25	GILDEMEISTER SPRINT 20-8	B	40,7	37	84,5		145E / F25		OB2710149
DH-GILD-SPRINT32//F37	GILDEMEISTER SPRINT 32		52,7	46	104,3		1536E / F37		5610101
DH-GILD-SPRINT42/A/F48	GILDEMEISTER SPRINT 42	A	65	57	110,5		173E / F48		T2610184
DH-GILD-SPRINT42/B/F48	GILDEMEISTER SPRINT 42	B	65	57	110,5		173E / F48		OB2613252
DH-HAN-STL38H/A/F48	HANWHA STL38H	A	70	56	139,2		173E / F48		
DH-HAN-STL38H/B/F42	HANWHA STL38H	B	58,8	52	137,1		171E / F42		
DH-HAN-XD26/A/F35	HANWHA XD26	A	51,5	46	105		163E / F35		
DH-INDE-12//F22	INDEX 12		38	28	68		140E / F22	DF22F 18.5-32	
DH-INDE-25//162E	INDEX 25		52	42	82		162E / F35	DF35F 30-31	
DH-INDE-B30//F28	INDEX B30; C29; E26; ER26; INDEX24		58	42	92		148E / F28	DF28F 23-22	
DH-INDE-B30//F35	INDEX B30; C29; E26; ER26; INDEX24		58	42	92		163E / F35	DF35F 30-31	
DH-INDE-B42//F35	INDEX B42; 36; E42; ER42		70	56	104		163E / F35		
DH-INDE-B42//F48	INDEX B42; 36; E42; ER42		70	56	104		173E / F48	DF48F 42-32	
DH-INDE-B60//F48	INDEX B60; ER60; E60		94	74	120		173E / F48	DF48F 43-38	
DH-INDE-B60//F66	INDEX B60; ER60; E60		94	74	120		185E / F66		
* DH-INDE-DG12//F22	INDEX DG12		38	30	63,5		140E / F22		
* DH-INDE-DG12//143E	INDEX DG12		38	30	63,5		143E / F25	DF25F 22-25	
DH-INDE-GSC65//F66	INDEX GSC65		94	80	163		185E / F66		L2 108 1.70
* DH-INDE-MS25/B/144E	INDEX MS25	B	38	30	63,5		144E / F25		
* DH-INDE-MS25/B/9039E/SY	INDEX MS25	B	38	30	73		9039E/SY		
* DH-INDE-ON12//136E	INDEX ON12; OR12		32	30	64		136E / F20	DF20F 16-15	
* DH-INDE-RN08//F17	INDEX RN08		28	24	64		125E / F17		
DH-MAIE-ML26/A/F32	MAIER ML26D	A	48	46	101,2		161E / F32		
DH-MAIE-ML26/B/F32	MAIER ML26D	B	49	41	93,6		161E / F32		
DH-MIYA-BX26S/A/F32	CITIZEN MIYANO BX26S	A	49	42;5	95		161E / F32		
* DH-SAIC-B30//F32	SAIC B30		55	42	96		161E / F32	DF32F 26-32	
* DH-SCHE-PM1//F22	SCHERER Feinbau PM1		34	30	57		140E / F22		
DH-SPIN-BK//F35	SPINNER BK-NC		53	45	116,5		163E / F35		
DH-SPIN-PD42//F48	SPINNER PD42		66	55	120		173E / F48		SB-NC-1/1-001
DH-SPIN-TC32//F35	SPINNER TC32		53	45	128,4		163E / F35		
DH-SPIN-TC32//F38	SPINNER TC32		53	45	128,4		164E / F38		
* DH-STEI-STF16//F20	STEINHÄUSER STF16		35	28	78		138E / F20		
* DH-STEI-STF36//F42	STEINHÄUSER STF36		62	50	110		171E / F42		
DH-STRO-M105//F15	STROHM M105 - 125		24	20	86		120E / F15		
DH-STRO-M125SJ//F15	STROHM M125SJ AS		27/24	20	86		120E / F15		
DH-STRO-M205//F25	STROHM M205		40	35	100		145E / F25		
DH-STRO-M4//F8	STROHM M4-5; TORNOS M4		15	12	66		101E / F8		

A = Hauptspindel; B = Abgreifspindel
*** Ausverkaufsartikel**

A = main spindle; B = sub spindle
**** sellout article***

Beispiel:
Example:

DH-TRAU-TD26//F32

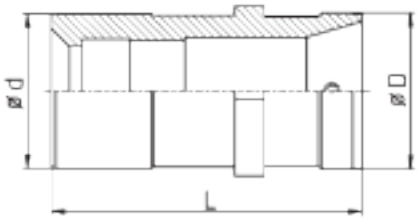

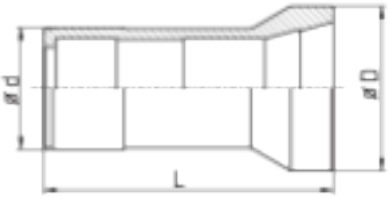

DH-TRAU-TNL16//F20

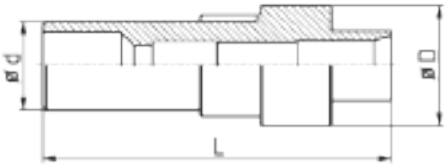

	Artikel-Nr. *article-no.*	Maschine / Typ *machine / type*	A / B - Spindel	D	d	L	verl. *ext.* [mm]	Zange *collet*	Feder *spring*	Original Nr. *original no.*
	DH-TORN-DECO2000-10//F13	TORNOS Deco2000/10		24/22	18	84,9		116E / F13		
	DH-TORN-DECO2000-13/AB/F13v12	TORNOS Deco2000/13	A/B	30	30	102		116E / F13		
	DH-TORN-DECO2000-13//136E	TORNOS Deco2000/13		30	30	91		136E / F20		
	DH-TORN-DECO2000-20//F25	TORNOS Deco2000/20		42/40	38	105		145E / F25		
	DH-TORN-DECO2000-20//F30	TORNOS Deco2000/20		44/40	38	110		1446E / F30		562529
	DH-TORN-DECO2000-25//F37	TORNOS Deco2000/25-26		54	50	130		1536E / F37		
*	DH-TORN-ENC164//136E	TORNOS ENC164		30	30	69		136E / F20		
	DH-TORN-M20//F25	TORNOS M20		40	33	109,7		145E / F25		
	DH-TORN-MS7//F13	TORNOS MS7		24/22	18	85		116E / F13		
	DH-TORN-R10//F15	TORNOS R10		26	22	90		120E / F15		
	DH-TORN-SIGMA32/A/F37	TORNOS Sigma32	A	57/54	53	124		1536E / F37		
	DH-TORN-SIGMA32/A/F42	TORNOS Sigma32	A	57/54	53	124		171E / F42		
	DH-TORN-GAMMA/B/F13v12	TORNOS Gamma	B	38	28	105,2		116E / F13		
	DH-TRAU-A15//F22	TRAUB A15		33	33	52		140E / F22		
	DH-TRAU-A20//F28	TRAUB A20		42	34	67		148E / F28	DF28F 23.5-8	
	DH-TRAU-A25//F22	TRAUB A25		52	37	96		140E / F22	DF22F 18.5-22	
	DH-TRAU-A25//F32	TRAUB A25		52	37	96		161E / F32	DF32F 26.5-37	
	DH-TRAU-A26//F32	TRAUB A26		52	40	96		161E / F32		
	DH-TRAU-A42//F32	TRAUB A42; TB42		75/68	54	114		161E / F32		
	DH-TRAU-A60//F48	TRAUB A60		93/86	74	114		173E / F48	DF48F 44-42	
	DH-TRAU-A60//F66	TRAUB A60		93/86	74	114		185E / F66		
	DH-TRAU-TC15//F22	TRAUB TC15		38	28	70		140E / F22	DF22F 18.5-32	
	DH-TRAU-TD26//F32	TRAUB TD26		54	40	95		161E / F32	DF32F 26.5-37	
	DH-TRAU-TNL12/A/F15	TRAUB TNL12	A	25	25	75		120E / F15		
	DH-TRAU-TNL12/A/F16	TRAUB TNL12	A	25	25	75		1212E / F16		
	DH-TRAU-TNL12/B/F15	TRAUB TNL12	B	25	21	88		120E / F15		987117
	DH-TRAU-TNL16//144E	TRAUB TNL16		35	30	88		144E / F25		
	DH-TRAU-TNL127//136E	TRAUB TNL12/7		26,9	25	76		136E / F20		
	DH-TRAU-TNL12K//F16	TRAUB TNL12K		30	30	75		1212E / F16		
	DH-TRAU-TNL16//F20	TRAUB TNL16		35	30	88		138E / F20		
	DH-TRAU-TNL26/A/157E	TRAUB TNL26	A	54	46	122,2		157E / F30		984925
	DH-TRAU-TNL26/B/157E	TRAUB TNL26	B	46,5	50,5/46	92,8		157E / F30		
	DH-TRAU-TNS42//F48	TRAUB TNS42		70	60	135		173E / F48		710779
	DH-TRAU-TNA42//F48	TRAUB TNA42		68	60	136		173E / F48		
*	DH-TSUG-BN20//F25	TSUGAMI BN20		39,9	36	93,2		145E / F25		
	DH-TSUG-BS32/A/F37	TSUGAMI BS32	A	47	45	129		1536E / F37		
*	DH-TSUG-HS207/B/F15v15	TSUGAMI HS207	B	38/32	28	111,1	15	120E / F15		
	DH-TSUG-HS207/B/F25	TSUGAMI HS207	B	38/32	28	92		145E / F25		

A = Hauptspindel; B = Abgreifspindel
*** Ausverkaufsartikel**

A = main spindle; B = sub spindle
**** sellout article***

Druckhülsen, STAR

Collet Sleeves, STAR

Identische Druckhülsen unterschiedlicher Maschinentypen
Identical collet sleeves for different machine types

Spindel *spindle* / Maschine *machine*	A	B	Standardzange *standard collet*
SW7	1		F15 / 120E
SR10J	1	23	
SL10		23	
SB12RE	19	21	F16 / 1212E
SB12RG	19	21	
SB12RN	19	21	
SW12RII	19		
SA12	2	4	F20 / 138E
SA16	2	4	
SB12	2	4	
SB16	2	4	
ECAS12	3	5	
ECAS16		5	
SV12	3	4	
JNC16	2		
KJR16	2	6	
RNC16 (neu)	2		
SA16R	3	4	
SR16	2	6	
SR16R	7red	11red	
SST16	2	6	

Spindel *spindle* / Maschine *machine*	A	B	Standardzange *standard collet*
ECAS20	7	12	F25 / 145E
KNC20	10		
SB20	8	11	
SB20RE	7	11	
SB20RN	9	11	
SB20RG	9	11	
SR20	10	11	
SR20J	8	11	
SR20JII	9	12	
SR20JN		11	
SR20R I / II / III	7	11	
SR20R IV	9	12	
SV20	8	11	
SV20-R	9	12	
SW20	7	12	
ST20	7	12	
VNC20	10		
SP23	24	25	F30 / 1446E

Spindel *spindle* / Maschine *machine*	A	B	Standardzange *standard collet*
ECAS32	13	15	F37 / 1536E
JNC32	14	15	
KNC32	14	15	
SR32	14	15	
SR32J (alt)	14	15	
SR32J (neu)	13	15	
SR32JII	20	22	
SR32JN	13	15	
SV32	13	15	
SV32J	13	15	
VNC32	14	15	
ST38		16	F48 / 173E
SV38R	18	16	
SR38	18	16	
SX38	18	16	

Hauptspindel (A)
Gegenspindel (B)

Main spindle (A)
Sub spindle (B)

Maschinen mit gleicher Nummer haben identische Druckhülsen.

Machines with identical number have identical collet sleeves.

Ist keine Nummer angegeben, gibt es keine weiteren kompatiblen Maschinen.

If there is no number written there is no further machine compatible.

Sind die Druckhülsen mehrerer Maschinen miteinander kompatibel, werden nur die Druckhülsen der grauunterlegten Maschinen in den Maßtabellen aufgeführt.

If collet sleeves of different machines are identical only the grey marked machine types will be found in the list on the next pages.

Beispiel:
Example:

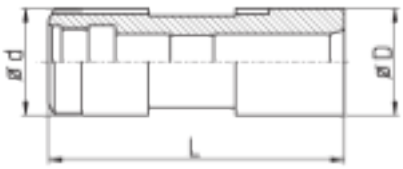

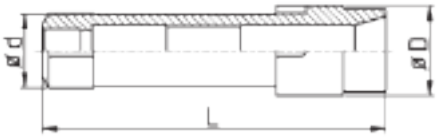

DH-STAR-SA12/B/F15

Artikel-Nr. *article-no.*	Maschine / Typ *machine / type*	A / B - Spindel	*kleinster ID smallest inner diam.*	D	d	L	verl. *ext.* [mm]	Zange *collet*	Feder *spring*	Original Nr. *original no.*
DH-STAR-SW7/B/F7v15	STAR SW7	B	5,0	27	21	109	15	1010E / F7		
DH-STAR-SW7/B/F10v17	STAR SW7	B	8,5	27	21	109	17	109E / F10		
DH-STAR-SW7/B/F15	STAR SW7	B	11,5	27	21	90		120E / F15		382-32-030
DH-STAR-SR10J/A/F8	STAR SR10J	A	6,5	27	21	83		101E / F8		
DH-STAR-SR10J/A/F15	STAR SR10J	A	11,0	27	21	83		120E / F15	DF15F 11.5-28	380-32-020
DH-STAR-SR10J/B/F8v10	STAR SR10J	B	6,5	24	20	92,5	10	101E / F8	DF08R 5.4-25	
DH-STAR-SR10J/B/F10v15	STAR SR10J	B	8,5	24	20	97,5	15	109E / F10		
DH-STAR-SR10J/B/F13	STAR SR10J	B	10,5	24	20	81		116E / F13		
DH-STAR-SR10J/B/F13v10	STAR SR10J	B	10,5	24	20	92,5	10	116E / F13	DF13R 10-36	
DH-STAR-SR10J/B/F13v15	STAR SR10J	B	10,5	24	20	97,5	15	116E / F13		
DH-STAR-SR10J/B/F15	STAR SR10J	B	11,5	24	20	81		120E / F15	DF15F 11.5-28	69372-010 40140
DH-STAR-SL7/A/F10	STAR SL7	A	8	31,5	27	91		109E / F10		P0-45180
DH-STAR-SL7/B/F10	STAR SL7	B	7,5	24	20	107,5		109E / F10		P0-40110
DH-STAR-SL10/A/F15	STAR SL10	A	12,5	31,5	27	89,5		120E / F15		38850
DH-STAR-SA12/A/F20	STAR SA12	A	16,5	42	34	87		138E / F20	DF20F 16.5-30	210-34-040
DH-STAR-SA12/A/F22	STAR SA12	A		42	34	87		140E / F22		
DH-STAR-SA12/A/144E	STAR SA12	A		42	34	87		144E / F25	DF25F 22-33	
DH-STAR-SA12/B/F10v15	STAR SA12	B	8,5	31,5	31,5	104,7	15	109E / F10		
DH-STAR-SA12/B/F15	STAR SA12	B	15,0	31,5	31,5	88,5		120E / F15		
DH-STAR-SA12/B/F20	STAR SA12	B	19,4	31,5	31,5	87,5		138E / F20	DF20F 17-25	45371-010 46373-010
* DH-STAR-SA12/B/F22	STAR SA12	B		31,5	31,5	87,5		140E / F22		
DH-STAR-SB12RG/A/F10	STAR SB12R-G	A	8,5	30	27	90		109E / F10		
DH-STAR-SB12RG/A/F15	STAR SB12R-G	A	13,2	30	27	90		120E / F15	DF15F 11.5-33	
DH-STAR-SB12RG/A/F16	STAR SB12R-G	A	13,2	30	27	90		1212E / F16		1L353-010
DH-STAR-SB12RG/A/136E	STAR SB12R-G	A	16,5	30	27	90		136E / F20		
DH-STAR-SB12RG/B/F15	STAR SB12R-G	B	15,0	42	35	106		120E / F15		
DH-STAR-SB12RG/B/F16	STAR SB12R-G	B	15,8	42	35	106		1212E / F16		0M393-020
DH-STAR-ECAS12/B/F20	STAR ECAS12	B	19,0	37,5	34	96		138E / F20		57379-010
DH-STAR-SV12/A/F10v48	STAR SV12	A	10,0	38,5	34	144	48	109E / F10		
DH-STAR-SV12/A/F20	STAR SV12	A	16,8	39,5	34	93		138E / F20		
DH-STAR-SW12R/B/F10v10	SW12R II	B	8,5	29,5	27	101	10	109E / F10		
DH-STAR-SW12R/B/F10v15	SW12R II	B	8,3	29,5	27	106,5	15	109E / F10		
DH-STAR-SW12R/B/F13	SW12R II	B	13	29,5	27	90,5		116E / F13		
DH-STAR-SW12R/B/F15	SW12R II	B	15,0	29,5	27	90,5		120E / F15		
DH-STAR-SW12R/B/F16	SW12R II	B	16,0	29,5	27	90,5		1212E / F16		
DH-STAR-SW12R/B/136E	SW12R II	B	17,0	29,5	27	90,5		136E / F20		
* DH-STAR-SR16/B/F20	STAR SR16	B		35	31	122		138E / F20		
* DH-STAR-SR16R/B/F20	STAR SR16R	B	19,0	42	35	104		138E / F20		54387-020
* DH-STAR-RNC16/B/F20	STAR RNC16	B	14,0	31	26	90		138E / F20		270-84-011
* DH-STAR-RNC16/B/F15v15	STAR RNC16	B		31	26			120E / F15		
* DH-STAR-RNC16alt/B/F15v15	STAR RNC16 alt	B	14,0	25	24	105		120E / F15		
DH-STAR-ECAS20/B/F8v15	STAR ECAS20	B	6,5	41,5	38/35	122	15	101E / F8		
DH-STAR-ECAS20/B/F10v15	STAR ECAS20	B	8,5	41,5	38/35	121,5	15	109E / F10	DF10R 7-24	
DH-STAR-ECAS20/B/F13v15	STAR ECAS20	B	10,5	41,5	38/35	120,8	15	116E / F13		
DH-STAR-ECAS20/B/F15v15	STAR ECAS20	B	12,0	41,5	38/35	120,8	15	120E / F15	DF15F 11.5-33	

A = Hauptspindel; B = Abgreifspindel
*** Ausverkaufsartikel**

A = main spindle; B = sub spindle
**** sellout article***

Beispiel:
Example:

DH-STAR-ECAS20/B/F10v15

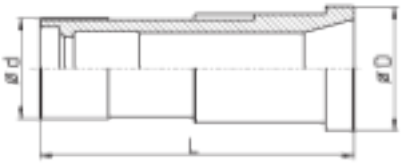

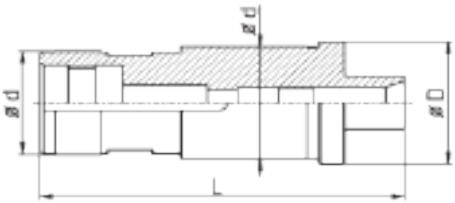

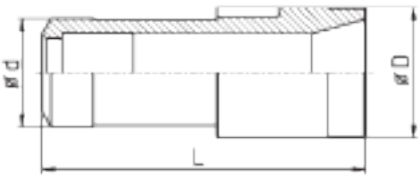

DH-STAR-SR20R/A/F25

Artikel-Nr. *article-no.*	Maschine / Typ *machine / type*	A / B - Spindel	*kleinster ID smallest inner diam.*	D	d	L	verl. *ext.* [mm]	Zange *collet*	Feder *spring*	Original Nr. *original no.*
DH-STAR-ECAS20/B/F16v15	STAR ECAS20	B	13,0	41,5	38/35	120,8	15	1212E / F16	DF16F 12.5-34	
DH-STAR-ECAS20/B/136E	STAR ECAS20	B	20,5	41,5	38/35	104,5		136E / F20		
DH-STAR-ECAS20/B/F25	STAR ECAS20	B	24,0	41,5	38/35	101,5		145E / F25	DF25F 22-25	57372-010
DH-STAR-ECAS20/B/F27	STAR ECAS20	B	24,0	41,5	38/35	101,6		147E / F27	DF27F 23-28	
DH-STAR-ECAS20/B/F27L #	STAR ECAS20	B	24,0	41,5	38/35	104,5		147E / F27	DF27F 23-35	
DH-STAR-ECAS20HS/B/F20	STAR ECAS20	B	16,5	31,5	27	106		138E / F20		
DH-STAR-SR20/A/F10v15	STAR SR20	A		42	35	122	15	109E / F10		
DH-STAR-SR20/A/F25	STAR SR20	A	24,0	42	35	104,5		145E / F25	DF25F 22-44	320-34-100
DH-STAR-SR20JN/A/F25	STAR SR20JN	A	21,0	42	35	101		145E / F25		0E357-010
DH-STAR-SR20JN/A/F27	STAR SR20JN	A	23,5	42	35	103		147E / F27	DF27F 23-32	
DH-STAR-SR20R/A/F15	STAR SR20R I / II / III	A	13,0	43,4	38/35	114		120E / F15		
DH-STAR-SR20R/A/F20	STAR SR20R I / II / III	A	17,5	43,4	38/35	110		138E / F20		
DH-STAR-SR20R/A/F25	STAR SR20R I / II / III	A	22,0	43,4	38/35	110		145E / F25	DF25F 22-44	54823-010
DH-STAR-SR20R/A/F27	STAR SR20R I / II / III	A	24,0	43,4	38/35	110		147E / F27	DF27F 23-35	
DH-STAR-SR20R/B/F8v15	STAR SR20R I / II / III	B	6,5	42	35	121,5	15	101E / F8	DF08R 5.4-25	
DH-STAR-SR20R/B/F10v15	STAR SR20R I / II / III	B	8,5	42	35	121,5	15	109E / F10	DF10R 7-24	
DH-STAR-SR20R/B/F15v10	STAR SR20R I / II / III	B	12,0	42	35	104	10	120E / F15		
DH-STAR-SR20R/B/F15v15	STAR SR20R I / II / III	B	12,0	42	35	120,3	15	120E / F15		
DH-STAR-SR20R/B/F16v10	STAR SR20R I / II / III	B	13,0	42	35	115,3	10	1212E / F16		
DH-STAR-SR20R/B/F16v15	STAR SR20R I / II / III	B	13,0	42	35	120,3	15	1212E / F16		
DH-STAR-SR20R/B/F20	STAR SR20R I / II / III	B	20,0	42	35	104		138E / F20		
DH-STAR-SR20R/B/136E	STAR SR20R I / II / III	B	17,0	42	35	106		136E / F20		
DH-STAR-SR20R/B/F25	STAR SR20R I / II / III	B	23,0	42	35	101		145E / F25	DF25F 22-25	42375-020 532-32-190
DH-STAR-SR20R/B/F27	STAR SR20R I / II / III	B	24,0	42	35	101		147E / F27	DF27F 23-28	
DH-STAR-SR20R/B/F27L #	STAR SR20R I / II / III	B	24,0	42	35	103		147E / F27		
DH-STAR-SR20R4/A/F15v15	STAR SR20R IV	A	12,0	43,5	38/35	126,3	15	120E / F15	DF15F 11.5-28	
DH-STAR-SR20R4/A/F25	STAR SR20R IV	A	20,5	43,5	38/35	107		145E / F25	DF25F 22-44	OM353-010 OT353-010
DH-STAR-SR20R4/A/F27	STAR SR20R IV	A	24,0	43,5	38/35	109		147E / F27	DF27F 23-35	
DH-STAR-SV20/A/F20	STAR SV20	A	17,5	42	35	104		138E / F20		
DH-STAR-SV20/A/F25	STAR SV20	A	22,0	42	35	104		145E / F25		42355-020
DH-STAR-SV20/A/F27	STAR SV20	A	24,5	42	35	104		147E / F27	DF27F 23-35	
DH-STAR-SP23/A/F30	SP23	A	26,0	47,5	42/38	109		1446E / F30 #		1L359-010
DH-STAR-SP23/A/F30XL	SP23	A	26,8	47,5	42/38	109		1446E / F30 #		
DH-STAR-SP23/B/F30	SP23	B	24,0	47,5	42/38	106		1446E / F30 #		PO-42910
DH-STAR-SR32/A/F37	STAR SR32	A	33,0	56	48	136		1536E / F37	DF37F 33-80	200-34-010
DH-STAR-SR32JII/A/F37	STAR SR32JII	A	32,8	55	51	140		1536E / F37		PO-12050
DH-STAR-SR32JII/A/F40	STAR SR32JII	A	36,5	55	51	140		F40		
DH-STAR-SR32JII/B/F37	STAR SR32JII	B	36,5	55	51	125		1536E / F37		PO-12300
DH-STAR-SR32JII/B/F40	STAR SR32JII	B	36,5	55	51	125		F40		

A = Hauptspindel; B = Abgreifspindel
 # verlängert auf normale Länge

A = main spindle; B = sub spindle
 # extended to normal length

Beispiel:
Example:

DH-STAR-ST38/B/F48

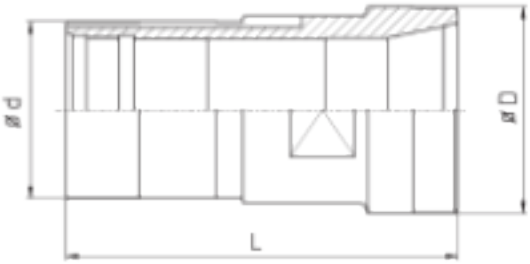

Artikel-Nr. *article-no.*	Maschine / Typ *machine / type*	A / B - Spindel	*kleinster ID smallest inner diam.*	D	d	L	verl. *ext.* [mm]	Zange *collet*	Feder *spring*	Original Nr. *original no.*
DH-STAR-SV32/A/F25	STAR SV32	A		56	48	140		145E / F25		
DH-STAR-SV32/A/F30	STAR SV32	A	26,6	56	48	140		1446E / F30		
DH-STAR-SV32/A/F37	STAR SV32	A	33,0	56	48	140		1536E / F37		430-34-010
DH-STAR-SV32/A/F40	STAR SV32	A	36,5	56	48	140		F40	DF40F 36-60	
DH-STAR-SV32/B/F20v20	STAR SV32	B	17,0	55	51	148	20	138E / F20		
DH-STAR-SV32/B/F25	STAR SV32	B	22,0	55	51	125		145E / F25	DF25F 21,5-25	
DH-STAR-SV32/B/F30	STAR SV32	B	26,6	55	51	129		1446E / F30		
DH-STAR-SV32/B/F37	STAR SV32	B	37,0	55	51	125		1536E / F37	DF37F 33-38	432-34-020 202-32-090 580-89-020
DH-STAR-SV32/B/F40	STAR SV32	B	37,0	55	51	125		F40	DF40F 36.5-37	
DH-STAR-ST38/A/F37	STAR ST38	A	33,0	70	63,5/60	131,5		1536E / F37		0B353-010
DH-STAR-ST38/A/F42	STAR ST38	A	36,0	70	63,5/60	133		171E / F42		
DH-STAR-ST38/A/F48	STAR ST38	A	43,0	70	63,5/60	133		173E / F48		0B351-010
DH-STAR-ST38/B/F37	STAR ST38	B	37,0	70	63,5/60	131,5		1536E / F37		0B373-020
DH-STAR-ST38/B/F25v20	STAR ST38	B	21,0	70	63,5/60	153	20	145E / F25	DF25F 22-44	
DH-STAR-ST38/B/F42	STAR ST38	B	42,0	70	63,5/60	133		171E / F42		
DH-STAR-ST38/B/F48	STAR ST38	B	48,0	70	63,5/60	133		173E / F48		0B371-020
DH-STAR-SV38R/A/F37	STAR SV38 R	A	33,0	61	62	131,5		1536E / F37		1A353-010
DH-STAR-SV38R/A/F48	STAR SV38 R	A	43,0	69,5	62	133		173E / F48		1A351-010

A = Hauptspindel; B = Abgreifspindel

A = main spindle; B = sub spindle

Überwurfmuttern für Druckhülsen

Cap Nuts for Collet Sleeves

MU-CIT-K12/B/F15v15

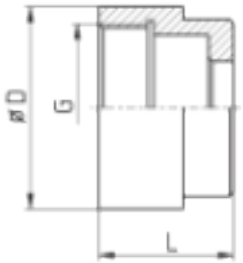

MU-CIT-M216/B/F20

	Artikel-Nr. *article-no.*	Maschine / Typ *machine / type*	A / B - Spindel	D	G	L	d	verl. *ext.* [mm]	Zange *collet*	Original Nr. *original no.*
	MU-CIT-A20/AB/F25	CITIZEN CINCOM A20	A+B	65	M55x1,5	50			145E / F25	596-076-1
	MU-CIT-A32CL/A/F37	CITIZEN CINCOM A32VII CL	A	100	-	28			1536E / F37	549-925-1
	MU-CIT-A32CL/A/F40	CITIZEN CINCOM A32VII CL	A	100	-	28			F40	
	MU-CIT-A203F/AB/F30	CITIZEN CINCOM A20	A+B	63	M55x1,5	54			1446 / F30	
	MU-CIT-B12/A/F15	CITIZEN CINCOM B12	A	42	M32x1	32			120E / F15	
	MU-CIT-B12/A/F16	CITIZEN CINCOM B12	A	42	M32x1	32			1212E / F16	B12U9110Z
	MU-CIT-B12/B/F10v10	CITIZEN CINCOM B12	B	42	M32x1	35	24	10	109E / F10	
	MU-CIT-B12/B/F13	CITIZEN CINCOM B12	B	42	M32x1				116E / F13	
	MU-CIT-B12/B/F15	CITIZEN CINCOM B12	B	42	M32x1	25			120E / F15	
	MU-CIT-B12/B/F16	CITIZEN CINCOM B12	B	42	M32x1	25			1212E / F16	593-171-1
	MU-CIT-B16E/A/F20	CITIZEN CINCOM B16E	A	47	M40x1,5	43,5			138E / F20	594-142
	MU-CIT-K12/A/F15	CITIZEN CINCOM K12	A	48	M40x1,5	65			120E / F15	
	MU-CIT-K12/A/F16	CITIZEN CINCOM K12	A	48	M40x1,5	65			1212E / F16	
*	MU-CIT-K12/B/F8v10	CITIZEN CINCOM K12	B	48	M40x1,5	42	17	10	101E / F8	
	MU-CIT-K12/B/F10v15	CITIZEN CINCOM K12	B	48	M40x1,5	47	24	15	109E / F10	
	MU-CIT-K12/B/F13	CITIZEN CINCOM K12	B	48	M40x1,5	32			116E / F13	
	MU-CIT-K12/B/F15	CITIZEN CINCOM K12	B	48	M40x1,5	32			120E / F15	
	MU-CIT-K12/B/F15v15	CITIZEN CINCOM K12	B	48	M40x1,5	47	28	15	120E / F15	
	MU-CIT-K12/B/F15v18	CITIZEN CINCOM K12	B	48	M40x1,5	50	28	18	120E / F15	
	MU-CIT-K12/B/F16	CITIZEN CINCOM K12	B	48	M40x1,5	32			1212E / F16	594-109
	MU-CIT-K16/B/F20	CITIZEN CINCOM K16	B	48	M40x1,5	32			138E / F20	
*	MU-CIT-L16VI/A/F15	CITIZEN CINCOM L16VI	A	66	M50x1,5	40			120E / F15	
*	MU-CIT-L16VI/A/F25	CITIZEN CINCOM L16VI	A	66	M50x1,5	43			145E / F25	595-011
	MU-CIT-L16/B/F15v15	CITIZEN CINCOM L16VII; M20	B	60	M50x1,5	55			120E / F15	
	MU-CIT-L16/B/F20	CITIZEN CINCOM L16VII; M20	B	60	M50x1,5	38			138E / F20	
*	MU-CIT-L16VI/B/F25	CITIZEN CINCOM L16VI	B	60	M50x1,5	40			145E / F25	595-067
	MU-CIT-L32/B/F48	CITIZEN CINCOM L32	B	85	M75x1,5	73			173E / F48	
	MU-CIT-L2012//F25	CITIZEN CINCOM L20-12		63	M55x1,5	54			145E / F25	
	MU-CIT-L2012//F30	CITIZEN CINCOM L20-12		63	M55x1,5	54			1446E / F30	A320N46130Z
	MU-CIT-L220X/B/F25	CITIZEN CINCOM $L_2$20X	B	63	M55x1,5	54			145E / F25	595-189
	MU-CIT-L520/A/F25	CITIZEN CINCOM L520VIII	A	60	M50x1,5	58			145E / F25	595-133
	MU-CIT-L520/A/F27	CITIZEN CINCOM L520VIII	A	60	M50x1,5	58			147E / F27	
	MU-CIT-L520/B/F25	CITIZEN CINCOM L520VIII	B	60	M50x1,5	47			145E / F25	595-117-1
	MU-CIT-M12/B/F15	CITIZEN CINCOM M12	B	45	M35x1,5	32			120E / F15	
	MU-CIT-M12/B/F16	CITIZEN CINCOM M12	B	45	M35x1,5				1212E / F16	
	MU-CIT-M12/B/F10v15	CITIZEN CINCOM M12	B	45	M35x1,5				109E / F10	
	MU-CIT-M216/A/F20	CITIZEN CINCOM $M_2$16	A	52	M45x1,5	44			138E / F20	594-090
	MU-CIT-M216/B/F10v15	CITIZEN CINCOM $M_2$16	B	48	M40x1,5	47		15	109E / F10	
	MU-CIT-M216/B/F13v15	CITIZEN CINCOM $M_2$16	B	48	M40x1,5	47	28	15	116E / F13	

A = Hauptspindel; B = Abgreifspindel
*** Ausverkaufsartikel**

A = main spindle; B = sub spindle
**** sellout article***

Überwurfmuttern / *Cap Nuts for Collet Sleeves*

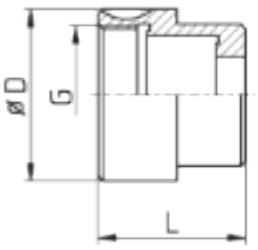

MU-CIT-R07/B/F10

MU-CIT-M216/B/F16v18

MU-SPIN-TC32//F38

Artikel-Nr. *article-no.*	Maschine / Typ *machine / type*	A / B - Spindel	D	G	L	d	verl. *ext.* [mm]	Zange *collet*	Original Nr. *original no.*
MU-CIT-M216/B/F15v15	CITIZEN CINCOM $M_2$16	B	48	M40x1,5	48	28	15	120E / F15	
MU-CIT-M216/B/F15v18	CITIZEN CINCOM $M_2$16	B	48	M40x1.5	50	28	18	120E / F15	
MU-CIT-M216/B/F16v15	CITIZEN CINCOM $M_2$16	B	48	M40x1,5	47	28	15	1212E / F16	
MU-CIT-M216/B/F16v18	CITIZEN CINCOM $M_2$16	B	48	M40x1,5	50	28	18	1212E / F16	
MU-CIT-M216/B/F16	CITIZEN CINCOM $M_2$16	B	48	M40x1,5	32			1212E / F16	
MU-CIT-M216/B/F20	CITIZEN CINCOM $M_2$16	B	48	M40x1,5	32			138E / F20	594-091
MU-CIT-M32/A/F37	CITIZEN CINCOM M32	A	75	M65x1,5	74			1536E / F37	
MU-CIT-M32/B/F20	CITIZEN CINCOM M32	B	76	M65x1,5	53			138E / F20	
MU-CIT-M32/B/F37	CITIZEN CINCOM M32	B	76	M65x1,5	53			1536E / F37	596-061
MU-CIT-M432/A/F20	CITIZEN CINCOM $M_4$32	A	80	M70x1,5	74			138E / F20	
MU-CIT-M432/A/F25	CITIZEN CINCOM $M_4$32	A	80	M70x1,5	74			145E / F25	
MU-CIT-M432/A/F37	CITIZEN CINCOM $M_4$32	A	80	M70x1,5	74			1536E / F37	597-044
MU-CIT-M432/A/F40	CITIZEN CINCOM $M_4$32	A	80	M70x1,5	74			F40	
MU-CIT-M432/B/F20	CITIZEN CINCOM $M_4$32	B	76	M65x1,5	58			138E / F20	
MU-CIT-M432/B/F25	CITIZEN CINCOM $M_4$32	B	76	M65x1,5	58			145E / F25	
MU-CIT-M432/B/F37	CITIZEN CINCOM $M_4$32	B	76	M65x1,5	58			1536E / F37	596-084
MU-CIT-M432/B/F40	CITIZEN CINCOM $M_4$32	B	76	M65x1,5	58			F40	
MU-CIT-ML12/A/F13	CITIZEN CINCOM ML12	A	47	M40x1,5	43,5			116E / F13	
MU-CIT-ML12/A/F15	CITIZEN CINCOM ML12	A	47	M40x1,5	43,5			120E / F15	
MU-CIT-ML12/A/F16	CITIZEN CINCOM ML12	A	47	M40x1,5	43,5			1212E / F16	
* MU-CIT-R07/B/F8	CITIZEN CINCOM R07	B	35	M28x1	30			101E / F8	592-166
MU-CIT-R07/B/F10	CITIZEN CINCOM R07	B	35	M28x1	30			109E / F10	
MU-CIT-R07/B/F16	CITIZEN CINCOM R07	B	35	M28x1	30			1212E / F16	592-164
MU-CIT-R207/B/F13	CITIZEN CINCOM $R_2$07	B	35	M28x1	30			116E / F13	
MU-INDE-18//F28	INDEX 18		68	M58x2L	31,5			148E / F28	
MU-INDE-25//F28	INDEX 25		72	M63x2L	31,5			148E / F28	
MU-INDE-52//F66	INDEX 52		117	M108x2L	41,5			185E / F66	
MU-INDE-B30//F35	INDEX B30		88	M74x2L	38,5			163E / F35	
MU-INDE-B42//F48	INDEX B42; 36		97	M85x2L	38,5			173E / F48	
MU-INDE-B60//F66	INDEX B60		122	M108x2L	34			185E / F66	
MU-INDE-C19//F28	INDEX C19		73	M63x2L	34			148E / F28	
MU-INDE-C29//F28	INDEX C29		84,5	M74x2L	35			148E / F28	
MU-INDE-C29//F35	INDEX C29		84,5	M74x2L	35			163E / F35	
* MU-INDE-DG12//F22	INDEX DG12		62	M52x2L	23			140E / F22	
* MU-INDE-ON12//136E	INDEX ON12; OR12		45	M40x1,5L	41			136E / F20	
* MU-SPIN-PD42//F48	SPINNER PD42		90	M80x2	35			173E / F48	
MU-STRO-M105//F15	STROHM M105 - 125		34	M30x1,5	20			120E / F15	
MU-STRO-M205//F25	STROHM M205; M255		63	M56x1,5	40			145E / F25	

A = Hauptspindel; B = Abgreifspindel
*** Ausverkaufsartikel**

A = main spindle; B = sub spindle
** sellout article*

MU-TORN-DECO2000-13//136E

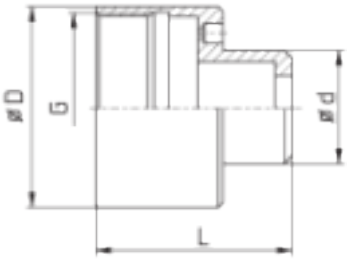

MU-TSUG-HS207/B/F15v15

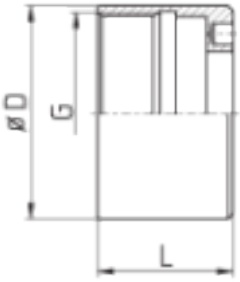

MU-TSUG-HS207/B/F25

Artikel-Nr. *article-no.*	Maschine / Typ *machine / type*	A / B - Spindel	D	G	L	d	verl. *ext.* [mm]	Zange *collet*	Original Nr. *original no.*
MU-TORN-AS14/B/F16	TORNOS AS14 / SAS16	B	38	M32x1L	15			SYF16 / 3263E	
MU-TORN-DECO2000-13//136E	TORNOS DECO2000/13	A+B	45	M40x1,5	30			136E / F20	
MU-TORN-DECO2000-13/AB/F13v12	TORNOS DECO2000/13	A+B	45	M40x1,5	42	30	12	116E / F13	
MU-TORN-EVODECO16//F13v12	TORNOS EVODECO16		45	M40x1,5	48	30	12	116E / F13	
MU-TORN-GAMMA//F13v12	TORNOS GAMMA		49	M46x1,5	44	27,3	12	116E / F13	
MU-TORN-R10//F15	TORNOS R10		37,5	M33x1,25L	17			120E / F15	
MU-TRAU-A20//F22	TRAUB A20		63	M52x3	39			140E / F22	
MU-TRAU-A20//F28	TRAUB A20		63	M52x3	39			148E / F28	
MU-TRAU-A25//F22	TRAUB A25		72	M62x2,5	39			140E / F22	
MU-TRAU-A25//F32	TRAUB A25		72	M62x2,5	39			161E / F32	
MU-TRAU-A42//F32	TRAUB A42; TB42		91	M80x3	46			161E / F32	
MU-TRAU-A42//F48	TRAUB A42; TB42		91	M80x3	46			173E / F48	
MU-TRAU-TD26//F32	TRAUB TD26 ab 1976		78	M70x3	40			161E / F32	
* MU-TRAU-TD26alt//F32	TRAUB TD26 bis 1976		78	M70x3	40			161E / F32	
* MU-TRAU-TD36alt//F42	TRAUB TD36 bis 1976		86	M80x3	40			171E / F42	
MU-TSUG-BS32/A/F37	TSUGAMI BS32	A	81,8	M70x1,5	50			1536E / F37	
MU-TSUG-HS207/B/F15v15	TSUGAMI HS207	B	49	M46x1,5	48	27,3	15	120E / F15	
MU-TSUG-HS207/B/F25	TSUGAMI HS207	B	49	M46x1,5	31			145E / F25	
MU-BOL-BC42/A/140E	BOLEY BC42	A	48	M40x1,5	65			140E / F22	

A = Hauptspindel; B = Abgreifspindel
*** Ausverkaufsartikel**

A = main spindle; B = sub spindle
**** sellout article***

Überwurfmuttern für Druckhülsen, STAR

Cap Nuts for Collet Sleeves, STAR

Identische Überwurfmuttern unterschiedlicher Maschinentypen
Identical cap nuts for collet sleeves for different machine types

Spindel *spindle* / Maschine *machine*	A	B	Standardzange *standard collet*
SW7			F15 / 120E
SR10J	1	30	
SL10		30	
SB12RG	24	26	F16/ 1212E
SB12RN	24	26	
SB12RE	24	26	
SW12RII	24	25	
SA12	2	6	F20 / 138E
SA16	2	6	
SB12	2	6	
SB16	2	6	
ECAS12		7	
ECAS16		7	
SV12	4	6	
SW12R			
KJR16	5	8	
RNC16 (neu)	3		
RNC16 (alt)	3		
SA16R	4	6	
SR16	5	8	
SST16	5	8	

Spindel *spindle* / Maschine *machine*	A	B	Standardzange *standard collet*
SR16R	10	14	F25 / 145E
ECAS20	10	15	
KNC20	13	16	
SB20	11	14	
SB20RE	10	14	
SB20RN	12	14	
SB20RG	12	14	
SR20	13	16	
SR20J	11	14	
SR20JII		15	
SR20JN		14	
SR20R I / II / III	10	14	
SR20R IV	29	15	
SV20	11	14	
SV20R	29	15	
SW20	10	15	
ST20	10	15	
VNC20	13		
SP23	31	32	F30 / 1446E

Spindel *spindle* / Maschine *machine*	A	B	Standardzange *standard collet*
ECAS32	17		F37 / 1536E
JNC32	18		
KNC32	18		
SR32	17	19	
SR32J (neu)	17	19	
SR32JII	27	28	
SR32JN		19	
SV32	17	19	
SV32J	17	19	
VNC32	18		
ST38		23	F48 / 173E
SV38R	22	23	
SR38	22	23	
SX38	22	23	

Hauptspindel (A)
Gegenspindel (B)

Maschinen mit gleicher Nummer haben identische Überwurfmuttern.

Ist keine Nummer angegeben, gibt es keine weiteren kompatiblen Maschinen.
Sind die Muttern mehrerer Maschinen miteinander kompatibel, werden nur die Muttern der grau unterlegten Maschinen in den Maßtabellen aufgeführt.

Main spindle (A)
Sub spindle (B)

Machines with identical number have identical nuts.

If a number is not specified there is no other compatible machine.
If nuts of different machines are identical only the grey marked machine types will be found in the list.

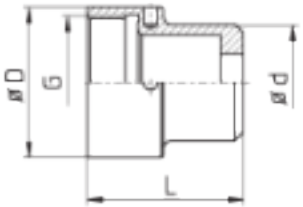

MU-STAR-SW7/B/F13v15

MU-STAR-SA12/B/F15

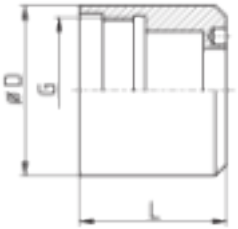

MU-STAR-RNC16/B/F20v15

Artikel-Nr. *article-no.*	Maschine / Typ *machine / type*	A / B - Spindel	D	G	L	d	verl. *ext.* [mm]	Zange *collet*	Original Nr. *original no.*
MU-STAR-SW7/B/F7v15	STAR SW7	B	42	M36x1,5	42,5	18	15	1020E / F7	
MU-STAR-SW7/B/F10v17	STAR SW7	B	42	M36x1,5	44,5	24	17	109E / F10	
MU-STAR-SW7/B/F15	STAR SW7	B	42	M36x1,5	27,5			120E / F15	382-32-040
MU-STAR-SR10J/A/F8	STAR SR10J	A	42	M36x1,5	23			109E / F8	
MU-STAR-SR10J/A/F15	STAR SR10J	A	42	M36x1,5	23			120E / F15	380-32-030
MU-STAR-SR10J/B/F8	STAR SR10J	B	35	M31x1,5	18			101E / F8	
MU-STAR-SR10J/B/F7v15	STAR SR10J	B	35	M31x1,5				1020E / F7	
MU-STAR-SR10J/B/F8v10	STAR SR10J	B	35	M31x1,5	28	17	10	101E / F8	
MU-STAR-SR10J/B/F10v15	STAR SR10J	B	35	M31x1,5	33	24	15	109E / F10	
MU-STAR-SR10J/B/F13	STAR SR10J	B	35	M31x1,5	18			116E / F13	
MU-STAR-SR10J/B/F13v10	STAR SR10J	B	35	M31x1,5	29	28	10	116E / F13	
MU-STAR-SR10J/B/F13v15	STAR SR10J	B	35	M31x1,5	34	28	15	116E / F13	
MU-STAR-SR10J/B/F15	STAR SR10J	B	35	M31x1,5	18			120E / F15	69372-020 40130
MU-STAR-SL10/A/F15	STAR SL10	A	48	M38x1,5	39			120E / F15	38840
MU-STAR-SA12/A/F15	STAR SA12	A	55	M44x1,5	42			120E / F15	
MU-STAR-SA12/A/F20	STAR SA12	A	55	M44x1,5	42			138E / F20	39165-200
MU-STAR-SA12/B/F10v10	STAR SA12	B	46	M40x1,5	33	24	10	109E / F10	
MU-STAR-SA12/B/F10v15	STAR SA12	B	46	M40x1,5	38	24	15	109E / F10	
MU-STAR-SA12/B/F15	STAR SA12	B	46	M40x1,5	23			120E / F15	
MU-STAR-SA12/B/F20	STAR SA12	B	46	M40x1,5	23			138E / F20	46373-020
* MU-STAR-SA12/B/F22	STAR SA12	B	46	M40x1,5				140E / F22	
MU-STAR-SB12RG/A/136E	STAR SB12R-G	A	44	M38x1,5	35			136E / F20	
MU-STAR-SB12RG/A/F10	STAR SB12R-G	A	44	M38x1,5	35			109E / F10	
MU-STAR-SB12RG/A/F15	STAR SB12R-G	A	44	M38x1,5	35			120E / F15	
MU-STAR-SB12RG/A/F16	STAR SB12R-G	A	44	M38x1,5	35			1212E / F16	1L353-021
MU-STAR-SB12RG/B/F15	STAR SB12R-G	B	59	M50x1	41			120E / F15	
MU-STAR-SB12RG/B/F16	STAR SB12R-G	B	59	M50x1	41			1212E / F16	0M393-010
MU-STAR-ECAS12/B/F20	STAR ECAS12	B	55	M45x1,5	38			138E / F20	57379-020
MU-STAR-SV12/A/F10v48	STAR SV12	A	55	M45x1,5	86	23,8	48	109E / F10	
MU-STAR-SV12/A/F20	STAR SV12	A	55	M45x1,5	38			138E / F20	
MU-STAR-SW12R/B/F10v10	STAR SW12R II	B	48	M40x1,5	46	25	10	109E / F10	
MU-STAR-SW12R/B/F10v15	STAR SW12R II	B	48	M40x1,5	51	24	15	109E / F10	
MU-STAR-SW12R/B/F13	STAR SW12R II	B	48	M40x1,5	36			116E / F13	
MU-STAR-SW12R/B/F15	STAR SW12R II	B	48	M40X1,5	36			120E / F15	
MU-STAR-SW12R/B/F16	STAR SW12R II	B	48	M40x1,5	36			1212E / F16	
MU-STAR-SW12R/B/136E	STAR SW12R II	B	48	M40x1,5	36			136E / F20	
* MU-STAR-RNC16/A/F20	STAR RNC16	A	49,5	M44x1,5	40			138E / F20	210-34-050
* MU-STAR-RNC16alt/B/F15	STAR RNC16 alt	B	39	M33x1,5	25			120E / F15	270-84-020
* MU-STAR-SST16/B/F20	STAR SST16	B	50	M44x1,5	30			138E / F20	252-32-170
MU-STAR-SB20RN/A/F25	STAR SB20RN	A	65	M50x1,5	37			145E / F25	0M353-020
MU-STAR-SB20RN/A/F27	STAR SB20RN	A	65	M50x1,5	37			147E / F27	

A = Hauptspindel; B = Abgreifspindel
*** Ausverkaufsartikel**

A = main spindle; B = sub spindle
**** sellout article***

Überwurfmuttern / *Cap Nuts for Collet Sleeves*

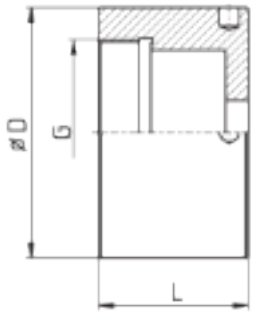

MU-STAR-SR20R/A/F16

MU-STAR-SR20R/A/F25

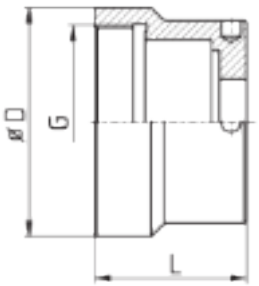

MU-STAR-ECAS20/B/F25

MU-STAR-SR20/B/F10v15

Artikel-Nr. *article-no.*	Maschine / Typ *machine / type*	A / B - Spindel	D	G	L	d	verl. *ext.* [mm]	Zange *collet*	Original Nr. *original no.*
MU-STAR-SB20RN/B/F25	STAR SB20RN	B	59	M50x1	41			145E / F25	0M375-010 54387-010
MU-STAR-SB20RN/B/F27	STAR SB20RN	B	59	M50x1	38			147E / F27	
MU-STAR-SB20RN/B/F27L	STAR SB20RN	B	59	M50x1	41			147E / F27	
MU-STAR-ECAS20/B/F8v15	STAR ECAS20	B	59	M50x1,5	54	17	15	101E / F8	
MU-STAR-ECAS20/B/F10v15	STAR ECAS20	B	59	M50x1,5	54	24	15	109E / F10	
MU-STAR-ECAS20/B/F13v15	STAR ECAS20	B	59	M50x1,5	54	28	15	116E / F13	
MU-STAR-ECAS20/B/F15v15	STAR ECAS20	B	59	M50x1,5	54	28	15	120E / F15	
MU-STAR-ECAS20/B/F16v15	STAR ECAS20	B	59	M50x1,5	54	28	15	1212E / F16	
MU-STAR-ECAS20/B/136E	STAR ECAS20	B	59	M50x1,5	39			136E / F20	
MU-STAR-ECAS20/B/F20	STAR ECAS20	B	59	M50x1,5	39			138E / F20	
MU-STAR-ECAS20/B/F25	STAR ECAS20	B	59	M50x1,5	39			145E / F25	57372-020
MU-STAR-ECAS20/B/F27	STAR ECAS20	B	59	M50x1,5	36			147E / F27	
MU-STAR-ECAS20/B/F27L	STAR ECAS20	B	59	M50x1,5	39			147E / F27	
* MU-STAR-SR20/A/F25	STAR SR20	A	64	M56x1,5	40			145E / F25	320-34-020
* MU-STAR-SR20/A/F27	STAR SR20	A	64	M56x1,5	40			147E / F27	
MU-STAR-SR20/B/F10v15	STAR SR20	B	59	M50x1	56	24	15	109E / F10	532-32-170
MU-STAR-SR20/B/F25	STAR SR20	B	59	M50x1	41			145E / F25	
MU-STAR-SR20/B/F27	STAR SR20	B	59	M50x1	41			147E / F27	
MU-STAR-SR20JN/A/F25	STAR SR20JN	A	67	M56x1,5	28			145E / F25	0E357-020
MU-STAR-SR20JN/A/F27	STAR SR20JN	A	67	M56x1,5	28			147E / F27	
MU-STAR-SR20JII/A/F25	STAR SR20JII	A	65	M50x1,5	37			145E/ F25	PO-22850
MU-STAR-SR20JII/A/F27	STAR SR20JII	A	65	M50x1,5	37			147E / F27	
MU-STAR-SR20R/A/F16	STAR SR20R I / II / III	A	67	M50x1,5	40			1212E / F16	
MU-STAR-SR20R/A/F20	STAR SR20R I / II / III	A	67	M50x1,5	40			138E / F20	
MU-STAR-SR20R/A/F25	STAR SR20R I / II / III	A	67	M50x1,5	40			145E / F25	54823-020
MU-STAR-SR20R/A/F27	STAR SR20R I / II / III	A	67	M50x1,5	40			147E / F27	
MU-STAR-SR20R/B/F8v15	STAR SR20R I / II / III	B	59	M50x1	53	17	15	101E / F8	
MU-STAR-SR20R/B/F10v15	STAR SR20R I / II / III	B	59	M50x1	56	24	15	109E / F10	
MU-STAR-SR20R/B/F13v15	STAR SR20R I / II / III	B	59	M50x1	56	28	15	116E / F13	
MU-STAR-SR20R/B/F15v8	STAR SR20R I / II / III	B	59	M50x1	49	28	8	120E / F15	
MU-STAR-SR20R/B/F15v15	STAR SR20R I / II / III	B	59	M50x1	56	28	15	120E / F15	
MU-STAR-SR20R/B/136E	STAR SR20R I / II / III	B	59	M50x1	41			136E / F20	
MU-STAR-SR20R/B/F20	STAR SR20R I / II / III	B	59	M50x1	41			138E / F20	
MU-STAR-SR20R/B/F25	STAR SR20R I / II / III	B	59	M50x1	41			145E / F25	42375-010
MU-STAR-SR20R/B/F27	STAR SR20R I / II / III	B	59	M50x1	39			147E / F27	
MU-STAR-SR20R/B/F27L	STAR SR20R I / II / III	B	59	M50x1	41			147E / F27	
MU-STAR-SR20R4/A/F25	STAR SR20RIV	A	65	M50x1,5	37			145E / F25	
MU-STAR-SR20R4/A/F27	STAR SR20RIV	A	65	M50x1,5	37			147E / F27	
MU-STAR-SR20R4/A/F15v15	STAR SR20RIV	A	65	M50x1,5	52	28	15	120E / F15	
MU-STAR-SV20/A/F25	STAR SV20	A	67	M56x1,5	28			145E / F25	42355-010
MU-STAR-SV20/A/F27	STAR SV20	A	67	M56x1,5	28			147E / F27	

A = Hauptspindel; B = Abgreifspindel
*** Ausverkaufsartikel**

A = main spindle; B = sub spindle
**** sellout article***

MU-STAR-SR32JN/A/F37

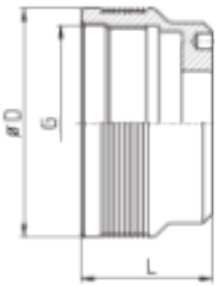

MU-STAR-KNC32/B/F30

MU-STAR-SR38/A/F37

	Artikel-Nr. *article-no.*	Maschine / Typ *machine / type*	A / B - Spindel	D	G	L	d	verl. *ext.* [mm]	Zange *collet*	Original Nr. *original no.*
	MU-STAR-ECAS32/B/F20v23	STAR ECAS32	B	85	M62x1	63	38	23	138E / F20	
	MU-STAR-ECAS32/B/F37	STAR ECAS32	B	85	M62x1	43			1536E / F37	
*	MU-STAR-KNC32/A/F37	STAR KNC32	A	88	M76x1,5	42			1536E / F37	200-34-020
*	MU-STAR-KNC32/B/F25	STAR KNC32	B	73	M62x1	42			145E / F25	
*	MU-STAR-KNC32/B/F37	STAR KNC32	B	73	M62x1	42			1536E / F37	202-32-120
	MU-STAR-SR32JN/A/F37	STAR SR32JN	A	81	M70x1,5	27			1536E / F37	
	MU-STAR-SR32JN/A/F40	STAR SR32JN	A	81	M70x1,5	27			F40	
	MU-STAR-SR32JII/A/F37	STAR SR32JII	A	81	M68x1,5	52			1536E / F37	PO-12060
	MU-STAR-SR32JII/A/F40	STAR SR32JII	A	81	M68x1,5	52			F40	
	MU-STAR-SR32JII/B/F37	STAR SR32JII	B	73	M62x1	42			1536E /F37	PO-12310
	MU-STAR-SR32JII/B/F40	STAR SR32JII	B	73	M62x1	42			F40	
	MU-STAR-SV32/A/F25	STAR SV32	A	90	M76x1,5	35			145E / F25	
	MU-STAR-SV32/A/F37	STAR SV32	A	90	M76x1,5	35			1536E / F37	67353-020 430-34-020
	MU-STAR-SV32/A/F40	STAR SV32	A	90	M76x1,5	35			F40	
	MU-STAR-SV32/B/F20v20	STAR SV32	B	73	M62x1	63	38	20	138E / F20	
	MU-STAR-SV32/B/F25	STAR SV32	B	73	M62x1				145E / F25	
	MU-STAR-SV32/B/F30	STAR SV32	B	73	M62x1				1446E / F30	
	MU-STAR-SV32/B/F37	STAR SV32	B	73	M62x1	43			1536E / F37	332-32-030
	MU-STAR-SV32/B/F40	STAR SV32	B	73	M62x1	43			F40	
	MU-STAR-ST38/A/F37	STAR ST38	A	105	M85x1,5	46,5			1536E / F37	0B353-020
	MU-STAR-ST38/A/F42	STAR ST38	A	105	M85x1,5	46,5			171E / F42	
	MU-STAR-ST38/A/F48	STAR ST38	A	105	M85x1,5	46,5			173E / F48	0B351-020
	MU-STAR-ST38/B/F25v20	STAR ST38	B	105	M85x1,5	47,5		20	145E / F25	
	MU-STAR-ST38/B/F37	STAR ST38	B	105	M85x1,5	47,5			1536E / F37	0B373-010
	MU-STAR-ST38/B/F42	STAR ST38	B	105	M85x1,5	47,5			171E / F42	
	MU-STAR-ST38/B/F48	STAR ST38	B	105	M85x1,5	47,5			173E / F48	0B371-010
	MU-STAR-SV38R/A/F37	STAR SV38-R	A	94	M80x1,5	70			1536E / F37	1A353-020
	MU-STAR-SV38R/A/F48	STAR SV38-R	A	94	M80x1,5	70			173E / F48	1A351-020

A = Hauptspindel; B = Abgreifspindel
*** Ausverkaufsartikel**

A = main spindle; B = sub spindle
**** sellout article***

Druckfedern
Pressure Springs

Druckfedern für Spannzangen
Flachdraht

Springs for Collets
Flat Wire

	Artikel-Nr. *article-no.*	D	L_{ca}	d
*	DF07F 4.3-52	7	52	4,3
	DF13F 10-28	13	28	10
	DF15F 11.5-22	15	22	11,5
	DF15F 11.5-28	15	28	11,5
	DF15F 11.5-33	15	33	11,5
*	DF16F 12.5-24	16	24	12,5
	DF16F 12.5-34	16	34	12,5
	DF16F 13.5-32	16	32	13,5
*	DF18F 15.5-21	18	21	15,5
*	DF18F 15-30	18	30	15
	DF20F 16-15	20	15	16
	DF20F 16-28	20	28	16
	DF20F 16.5-30	20	30	16,5
	DF20F 16.5-37	20	37	16,5
	DF20F 18-45	20	45	18
	DF22F 18.5-22	22	22	18,5
*	DF22F 18.5-32	22	32	18,5
*	DF22F 18.5-38	22	38	18,5
*	DF24F 20.5-21	24	21	20,5
	DF25F 21.5-25	25	25	21,5
	DF25F 21.5-33	25	33	21,5
	DF25F 22-44	25	44	22
*	DF25F 22-48	25	48	22
*	DF25F 20.5-50	25	50	20,5
*	DF27F 23-25	27	25	23
	DF27F 23-28	27	28	23
	DF27F 23-32	27	32	23
	DF27F 23-40	27	40	23
*	DF27F 23-45	27	45	23
*	DF27F 24-50	27	50	24
*	DF28F 23-22	28	22	23
	DF30F 25-42	30	42	25
	DF30F 25.5-25	30	25	25,5
	DF30F 25.5-29	30	29	25,5
	DF30F 25.5-33	30	33	25,5
	DF30F 26-48	30	48	26
*	DF32F 26-15	32	15	26
*	DF32F 26.5-21	32	21	26,5
*	DF32F 26-32	32	32	26
	DF32F 26.5-38	32	38	26,5

* Ausverkaufsartikel

D = Nennmaß, reales Maß kleiner
nominal size, real size less

d, L = ungefähre Angaben, ohne Gewähr
approximately, no guarantee

	Artikel-Nr. *article-no.*	D	L_{ca}	d
*	DF34F 30-36	34	36	30
*	DF34F 30-42	34	42	30
*	DF34F 30-50	34	50	30
*	DF35F 30-30	35	30	30
*	DF35F 30-36	35	36	30
	DF37F 32-50	37	50	32
*	DF37F 32-73	37	73	32
	DF37F 32.5-40	37	40	32,5
	DF37F 33-38	37	38	33
*	DF37F 33-60	37	60	33
	DF37F 33-70	37	70	33
	DF37F 33-84	37	84	33
*	DF38F 33-19	38	19	33
*	DF38F 33-24	38	24	33
*	DF40F 36-45	40	45	36
*	DF40F 36-92	40	92	36
	DF40F 36-60	40	60	36
*	DF40F 36.5-37	40	37	36,5
	DF40F 36-48	40	48	36
	DF40F 36-70	40	70	36
*	DF42F 36.5-46	42	46	36,5
	DF48F 42-32	48	32	42
	DF48F 43-46	48	46	43
	DF48F 43-73	48	73	43
*	DF48F 44-42	48	42	44
	DF66F 58-80	66	80	58

** sellout article*

Druckfedern
Runddraht

Pressure Springs
Round Wire

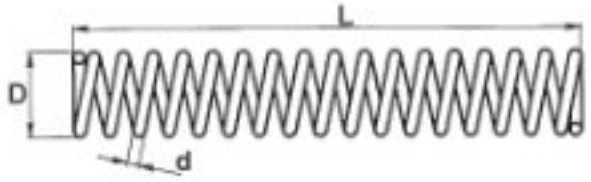

	Artikel-Nr. *article-no.*	D	L	d	Funktion *function*	Maschine *machine*
*	DF08R 5.4-25	8	25	1		
*	DF12R 8-155	12	155	1,6	Waagerechtschlitten - *horizontal slide*	TRAUB TD 16-26-36
	DF15R 9,5-50	15	50	2,5		
*	DF13R 10-38	13	38	1		

* Ausverkaufsartikel

* *sellout article*

Zugfedern

Pulling Springs

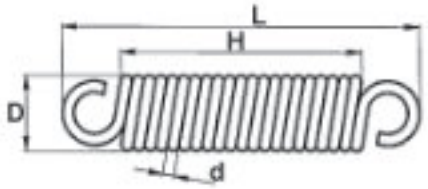

	Artikel-Nr. *article-no.*	D	H	L	d	Für Artikel *for article*	Funktion *function*	Maschine *machine*
*	V719.101	13	32	58	1,5	V660.100 - V660.110	Stoppanschlag - *bar stop*	TRAUB A 15-20-25
*	V719.102	15	34	58	2	V624.100	Langdreheinrichtung - *slide for lathe*	TRAUB A 15-20-25
*	V719.103	10	53	73	1,5		Gewindedreheinrichtung *tapping equipment*	TRAUB A 15-20-25
*	V719.601	15	45	71	2	V660.600		TRAUB A 36-42-60
*	V719.602	16	97	129	2,2	V624.600		TRAUB A 36-42-60

* Ausverkaufsartikel

* *sellout article*

Führungsbüchsen Anzugsmuttern

Guide Bush Nuts

Führungsbüchsen-Anzugsmuttern
CITIZEN

Guide Bush Nuts
CITIZEN

CITIZEN B12

Artikel-Nr. article-no.	Original Nr. *original no.*
FVM.B12	

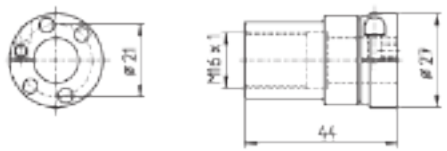

CITIZEN

Artikel-Nr. article-no.	Original Nr. *original no.*
FVM.F853-2	4156300250

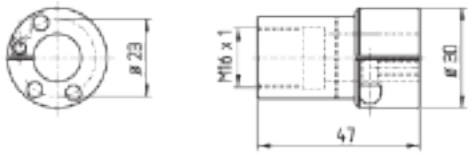

CITIZEN

Artikel-Nr. article-no.	Original Nr. *original no.*
* FVM.F853	

* **Ausverkaufsartikel -** *sellout article*

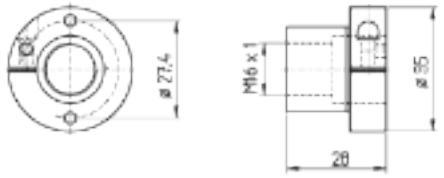

CITIZEN L12

Artikel-Nr. article-no.	Original Nr. *original no.*
FVM.L12	C7L12U21110Z011

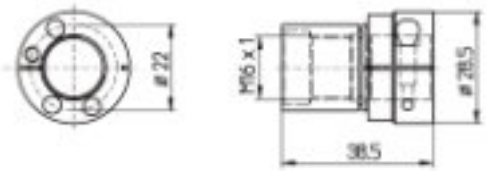

CITIZEN L16

Artikel-Nr. article-no.	Original Nr. *original no.*
FVM.L16	

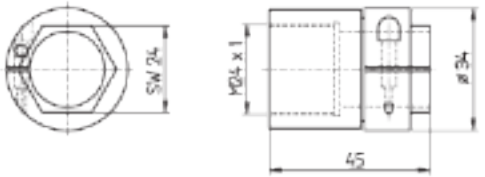

CITIZEN L20

Artikel-Nr. article-no.	M	Original Nr. *original no.*
FVM.L20	M25 x 1	
FVM.L20-M27	M27 x 1	
mit Gew. M27 x 1 für vergrößerten Durchlass bis 23mm *enlarged to 23 mm admission, thread M27 x 1*		

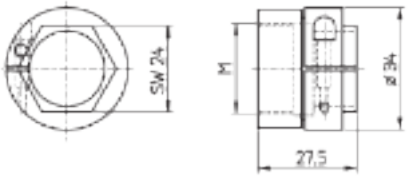

CITIZEN M20 / A20

Artikel-Nr. article-no.	M	Original Nr. *original no.*
FVM.M20	M25 x 1	592-128
FVM.M20-M27	M27 x 1	
mit Gew. M27 x 1 für vergrößerten Durchlass bis 23mm *enlarged to 23 mm admission, thread M27 x 1*		

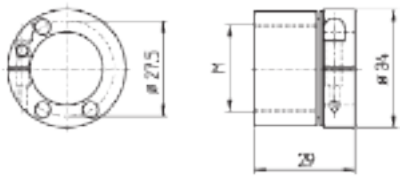

CITIZEN M25 / L25	
Artikel-Nr. article-no.	
* FVM.L25	

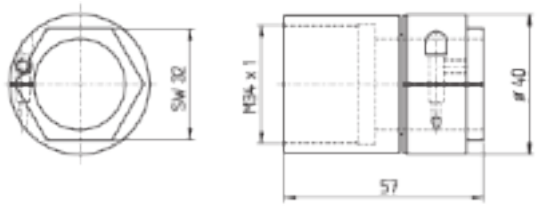

CITIZEN M332	
Artikel-Nr. article-no.	**M**
FVM.M332-M42	M42x1

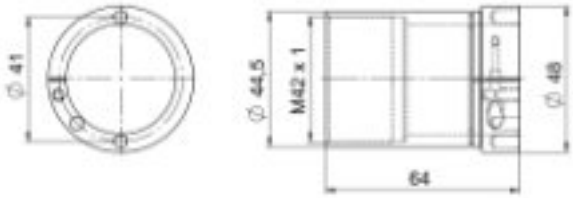

CITIZEN A32	
Artikel-Nr. article-no.	**M**
FVM.A32	M40 x 1
FVM.A32-M42	M42 x 1
mit Gew. M42 x 1 für vergrößerten Durchlass bis 36 mm *enlarged to 36 mm admission, thread M42 x 1*	

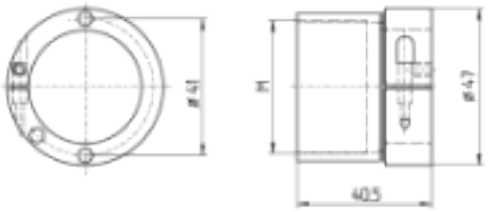

Führungsbüchsen-Anzugsmuttern
STAR

Guide Bush Nuts
STAR

STAR SR10J	
Artikel-Nr. article-no.	**M**
* FVM.SR10J-M14	M14 x 1
FVM.SR10J-M15	M15 x 1

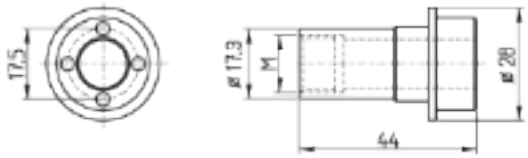

STAR SW7			
Artikel-Nr. article-no.	**L**	**d**	**M**
* FVM.38701060	51	15	M10 x 0,75
* FVM.38701220	50	16,5	M14 x 1
* FVM.38701330	45	16,5	M14 x 1

STAR SST16
Artikel-Nr. article-no.
* FVM.SST16

* **Ausverkaufsartikel** - ***sellout article***

STAR SB12R

	Artikel-Nr. article-no.		M
*	FVM.SB12R		M16 x 1

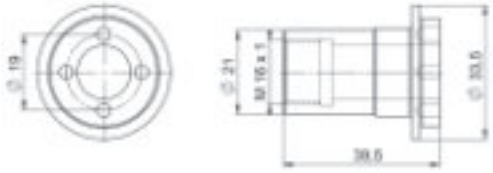

STAR SB16

	Artikel-Nr. article-no.
*	FVM.SB16

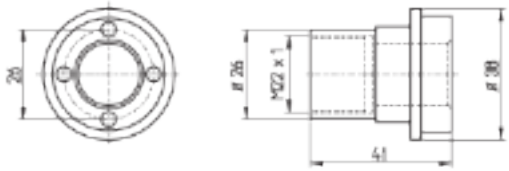

STAR SV20

	Artikel-Nr. article-no.		M
*	FVM.SV20		M25 x 1
*	FVM.SV20-M27		M27 x 1
	erweitert - *enlarged to* M27 x 1		

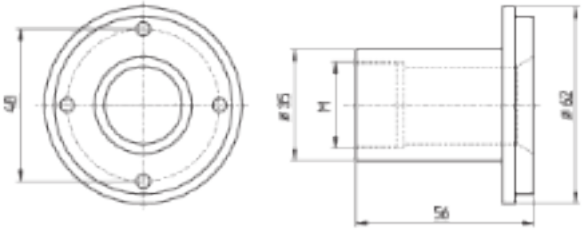

StAr SR20J / SR20RIII

Artikel-Nr. article-no.	M
FVM.SR20J	M25 x 1
FVM.SR20J-M27	M27 x 1
erweitert - *enlarged to* M27 x 1	

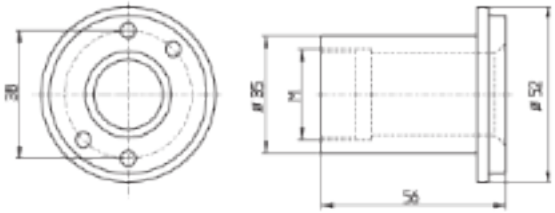

StAr SW12RII

	Artikel-Nr. article-no.		M
*	FVM.SW12RII		M16 x 1

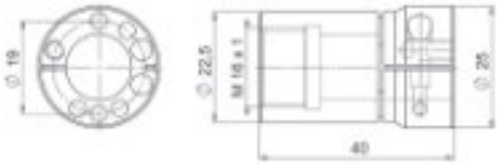

StAr SW20 / SR20RIV / ** SR20JII

	Artikel-Nr. article-no.		M
	FVM.SW20		M25 x 1
*	FVM.SW20-M22		M22 x 1
*	FVM.SW20-M27 *		M27 x 1
	FVM.SW20-2	Type 2	M25 x 1
*	FVM.SW20-M27-2 *	Type 2	M27 x 1
*	FVM.SW20-3 / **	Type 3	M25 x 1
	FVM.SW20-M27-3 * / **	Type 3	M27 x 1
	Einsatz von Typ 2 nur mit original Umbaukit von STAR möglich - *use of type 2 is possible with original kit from STAR only.*		
	* erweitert - *enlarged to* M27 x 1		

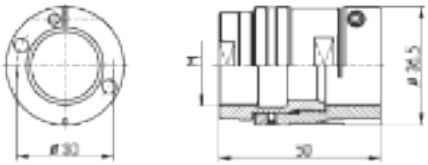

Typ 2:
Type 2:

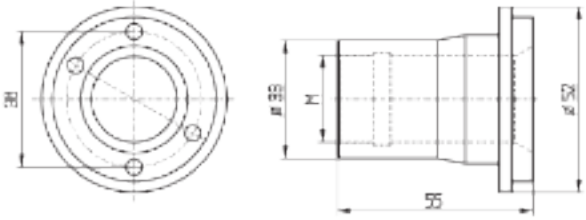

Typ 3:
Type 3:

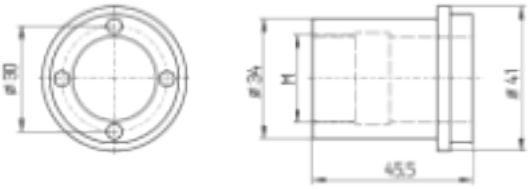

* **Ausverkaufsartikel** - ***sellout article***
** **auch für SR20JII** - ***also for SR20JII***

STAR SR20		
	Artikel-Nr. article-no.	**M**
*	FVM.SR20	M25 x 1
*	FVM.SR20-M27	M27 x 1
	erweitert - *enlarged to* M27 x 1	

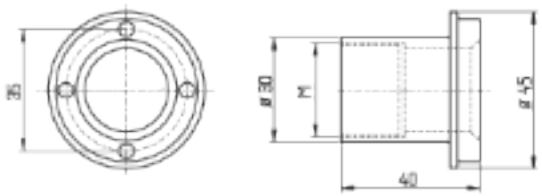

STAR SB20		
	Artikel-Nr. article-no.	**M**
*	FVM.SB20	M25 x 1
*	FVM.SB20-M27	M27 x 1
	erweitert - *enlarged to* M27 x 1	

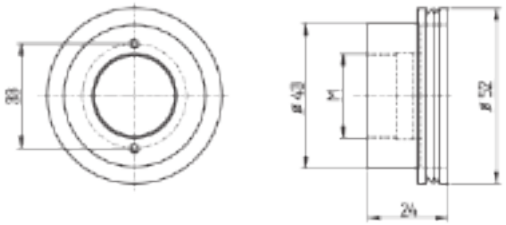

STAR SB20RE		
	Artikel-Nr. article-no.	**M**
*	FVM.SB20RE	M25 x 1
*	FVM.SB20RE-M27	M27 x 1
	erweitert - *enlarged to* M27 x 1	

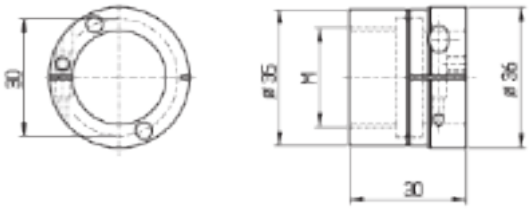

STAR SB20RG		
	Artikel-Nr. article-no.	**M**
*	FVM.SB20RG	M25 x 1
*	FVM.SB20RG-M27 *	M27 x 1

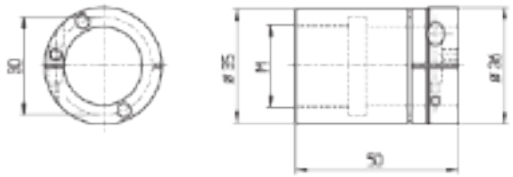

Ab - *from* S/N 540:		
*	FVM.SB20RG-new	M25 x 1
*	FVM.SB20RG-M27-new *	M27 x 1
	* erweitert - *enlarged to* M27 x 1	

Typ "new":
Type "new":

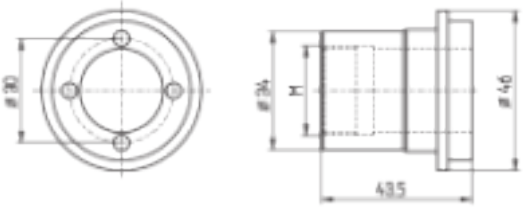

STAR ECAS20 / SR20RI/II / ST20		
	Artikel-Nr. article-no.	**M**
	FVM.ECAS20	M25 x 1
	FVM.ECAS20-M27	M27 x 1
	erweitert - *enlarged to* M27 x 1	

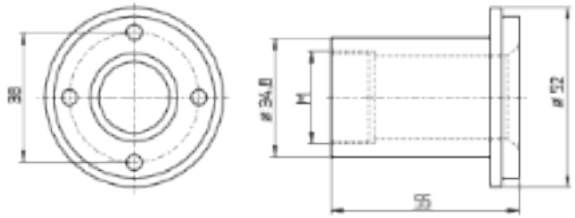

STAR ECAS32 / SV32 / SR32		
	Artikel-Nr. article-no.	**M**
	FVM.ECAS32	M40 x 1
	FVM.ECAS32-M42	M42 x 1
	erweitert - *enlarged to* M42 x 1	

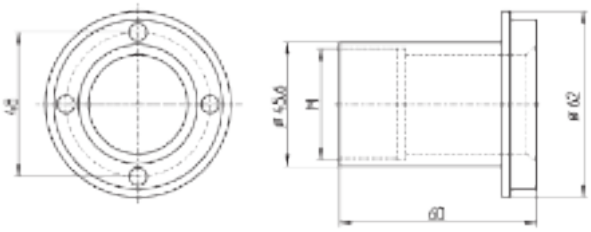

* **Ausverkaufsartikel - *sellout article***

STAR SR32JII	
Artikel-Nr. article-no.	**M**
* FVM.SR32JII	M40 x 1
* FVM.SR32JII-M42 erweitert - *enlarged to* M42 x 1	M42 x 1

* **Ausverkaufsartikel** - ***sellout article***

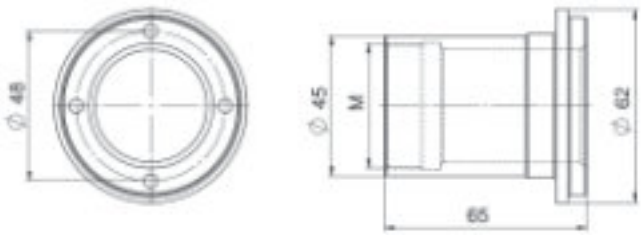

Führungsbüchsen-Anzugsmuttern
GILDEMEISTER

Guide Bush Nuts
GILDEMEISTER

GILDEMEISTER GLD25
Artikel-Nr. article-no.
* FVM.GLD25

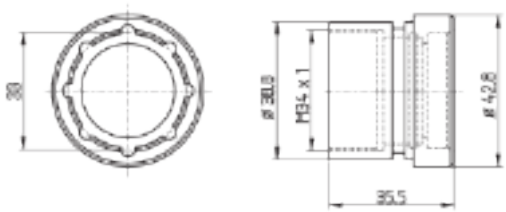

GILDEMEISTER SPRINT20
Artikel-Nr. article-no.
FVM.SPRINT20

* **Ausverkaufsartikel** - ***sellout article***

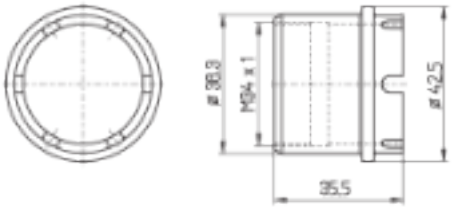

Spannfinger
Toggles / Chuck Levers

	Artikel-Nr. *article-no.*	Maschine *machine*	Spindel *spindle*	Orig. Ersatzteil-Nr. *orig. spare part no.*	d	L	h	B	Pin
CITIZEN									
	SFA20-Sonder	A20			8,0	51,0	18,5	6,0	
	SFC16L1	L16 E / L20	B	L216 C 114	6,0	55,0		4,0	4
	SFC16L6	L16 E / L20	A		10,0	73,0		8,0	3
	SF10.1005	B12 / BS20/ K16 / C16 / L20	A	F 412 SC117	8,0	55,0	21,3	6,0	2
	SF10.1005	C16 / L20	B		8,0	55,0	21,3	6,0	2
	SF10.1006	B12	B	B 12 U 50 C 416	4,0	36,0		4,0	1
	SF10.1007	M 20 / M 32 / A20 / C32 / L25			10,0	72,0	24,0	8,0	3
	* SF10.1008	L16/N / L16/6 / L10 / L20 / A20		L 216 U 41 B 122	6,0	52,2		4,0	4
	SF10.1012	BS20 / K16	B	B 20 U 50 C 111	8,0	25,5		6,0	
	SF10.1014	B12	B	B 312 U 53 413	6,0	44,0		4,0	5

Stifte passend für CITIZEN *suitable pins*

Stift *pin*	Artikel-Nr. *article-no.*	Ø x l
1	SF10.1010	4 m6 x 22
2	SF10.1009	6 m6 x 40
3	* SF10.1004	8 m6 x 45
4	* SF10.1003	4 m5 x 30
5	SF10.1015	4 h6 x 30

	SF10.1016	A32new / A20			10,0	91,0		8,0	
FEINLER									
	SFA10	FA 10 / FA 15 / S8			6,9	49,5	19,0	6,0	
GAUTHIER									
	SF10.1201	GM127 - 4mm		05.03.011	5,9	56,6	15,5	4,0	
	SF10.1203			Stift 4x24					

* **Ausverkaufsartikel** * *sellout article*

	Artikel-Nr. *article-no.*	Maschine *machine*	Spindel *spindle*	Orig. Ersatzteil-Nr. *orig. spare part no.*	d	L	h	B
GILDEMEISTER								
	SF10.0601	AS16-20		08.01.303	8,9	67,9		
	SF10.0612	AS67		355-10-2130/001	37,7	86,2		
	SF10.0613	AS67		355-10-2130/002	37,8	87,5		
*	SF10.0624	GLD20 / GLD25 / GLD32 / Sprint 32		54.10.119	10	58,0	25,0	7,0
*	SF10.0625	GM16 AC		53.01.334-1189	8,0	61,0		8,0
	SF10.0626	GS20 / GM20		31.01.108	11,5	67,8		
	SF10.0629	GLD12 / GLD16 / GD16 / GD20	B	55.10.107	10	53,5	28,6	7,0
*	SF10.0631	GM35 / GM 32		35.01.130	19,5	102,6	34,5	
	SF10.0633	MSL60/7 / Sprint32 linear / Sprint42	B	56.10.322-03	10,0	55,0		7,0
	SF10.0636	Sprint20 / Sprint20-8	A	21.10.141				
	SF10.0636	Sprint20	B					
*	SF10.0640	GM35/8 / GMC35		42.01.293	15,5	95,5	29,8	
*	SF10.0641	GMC20 S		51.01.284	11,8	65,5	22,1	
*	SF10.0645	GD32		56.10.129				
HANWHA								
	SF10.3385	Hanex17 / XD 20 SL16 / SL20S / ML20	A	BSS 3000-021 3170-M210-1060				
	SF10.3380	Hanex 25 / ML20 / ML26 XD20 / XD32 HPD SL26S/H / SL32S/ SL20 / 26 / 32 / 35HP2		SSS 7000-012 3192-M011-1080				
	SF10.3387	Hanex 25 / ML26 SL26S/H / SL32S/ SL20 / 26 / 32 / 35HP2 32HPD (A-Sp.)		SSS 3000-015 3173-M010-1140				
	SF10.3381	SL12 / XD12	A	3184-M010-1130 NPM 0100 S 113				
	SF10.3392	STL38H		ST 11000-819				
	SF10.3393	XD20V / XD20/26II / XE20/26	A	PD11000-009				
	SF10.3393	XD20V / XD20/26II / XE20/26	B	PC16000-105				
	SF10.3388	XD26H	B	DA 15000-005				
	SF10.3389	XD26H	A	SM 02026-001				
INDEX								
	SFDG	DG / ON / OR		AA1371	11,8	66,1	17,2	
	SFC29	C29		C29591	15,3	74,2	20,0	
	SFB42	B36 / B42 / B52 / B60		A73281	19,9	100,1	24,2	
NEXTURN								
*	SF.SA32	SA32	B	2132-M010-2100	12,0	62,0	26,5	6,0

* **Ausverkaufsartikel**

* *sellout article*

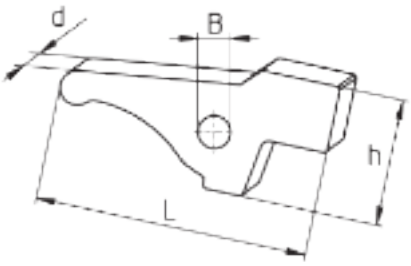

	Artikel-Nr. *article-no.*	Maschine *machine*	Spindel *spindle*	Orig. Ersatzteil-Nr. *orig. spare part no.*	d	L	h	B	Pin
SCHÜTTE									
	SF10.1717	SF26 / 32		C3220-B-23Z	17,5	92,2			
STAR									
	SF10.2651	ECAS 20	B	540-39-600/620	10,0	67,0		8,0	9
	SF10.2654	ECAS 32T	A	580-320-70	12,0	89,7		8,0	4
	SF10.2655	ECAS 32T A48	B	580-840-70	12,0	77,0		8,0	4
	SF10.2609	KJR16	A	250-32-090/100	10,0	68,0		6,0	3
	SF10.2622	KJR25	A	260-32-070/090	12,0	80,0		8,0	4
	SF10.2622	KJR25	B	262-32-070/090	12,0	80,0		8,0	4
	SF10.2622	KJR25 II	A	360-32-070/090	12,0	80,0		8,0	4
	SF10.2622	KJR25 II	B	362-32-080/100	12,0	80,0		8,0	4
	SF10.2606	KNC16 / 20	B	222-32-230/250	12,0	50,0		8,0	6
	SF10.2620	KNC32 II	B	342-32-231/250	12,0	54,0		8,0	6
	SF10.2609	RNC16	A	210-32-060/080	10,0	68,0		6,0	3
	SF10.2610	RNC16	B	270-82-080/100	6,0	32,5		5,0	1
	SF10.2620	RNCSR32	B	342-32-231/250	12,0	54,0		8,0	6
	SF10.2609	SA12 / 16	A	460-32-100/120	10,0	68,0		6,0	3
	SF10.2624	SA12 / 16	B	460-82-080/100	8,0	39,0		6,0	2
	SF10.2658	SB12RE / RN	A+B	0M0-83-070	8,0	39,0		6,0	
	SF10.2658	SB12RG		IL0-32-820	8,0	39,0		6,0	
	SF10.2624	SB16	B	480-82-070	8,0	39,0		6,0	2
	SF10.2609	SB16	A	460-32-100/120	10,0	68,0		6,0	3
	SF10.2609	SE / SH16	A	400-32-100/120	10,0	68,0		6,0	3
	SF10.2624	SR10J	A	460-82-080/100	8,0	39,0		6,0	2
	SF10.2625	SR10J	B	690-83-070/090	5,0	40,0		6,0	10
	SF10.2607/9	SR16	A	310-32-090/100	10,0	68,0		6,0	3
	SF10.2651	SR16R	A/B	540-39-100	10,0	67,0		8,0	9
	SF10.2606	SR20	B	322-32-070/090	12,0	50,0		8,0	6
	SF10.2606	SR20J	B	322-32-070/090	12,0	50,0		8,0	6

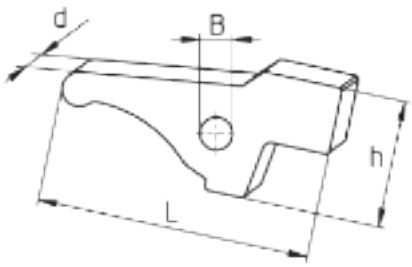

Artikel-Nr. *article-no.*	Maschine *machine*	Spindel *spindle*	Orig. Ersatzteil-Nr. *orig. spare part no.*	d	L	h	B	Pin
SF10.2607/9	SR20J	A	460-32-100/120	10,0	68,0		6,0	3
SF10.2650	SR20R	B	540-84-050/070	12,0	57,0		8,0	6
SF10.2651	SR20R	A	540-39-600/620	10,0	67,0		8,0	9
SF10.2650	SR20RII / III	B	660-84-050	12,0	57,0		8,0	6
SF10.2651	SR20RII / III	A	660-39-600	10,0	67,0		8,0	9
SF10.2622	SR20 / 32	A	330-32-090/100	12,0	80,0		8,0	4
SF10.2620	SR32	B	332-32-090/110	12,0	54,0		8,0	6
SF10.2653	SR32J	A+B	670-32-090/110	12,0	67,6		8,0	6
SF10.2609	SST16		300-32-090/100	10,0	68,0		6,0	3
SF10.2609	SST16	A	210-32-060/080	10,0	68,0		6,0	3
SF10.2656	ST38	A+B	0B0-32-130/100					11
SF10.2651	SV12	A	540-39-600/620	10,0	67,0		8,0	9
SF10.2652	SV12	B	452-32-100/120	10,0	72,0		8,0	9
SF10.2652	SV12		823-00-306	10,0	72,0		8,0	9
SF10.2621	SV20	A+B	420-32-060/080	12,0	78,0		8,0	4
SF10.2651	SV20R	B	IB0-83-130	10,0	67,0		8,0	9
SF10.2622	SV32	A	440-32-090	12,0	80,0		8,0	4
SF10.2622	SV32	A	430-32-090	12,0	80,0		8,0	4
SF10.2623	SV32J	B	442-32-090/110	12,0	62,0		8,0	6
SF10.2659	SW12R II	B	IH0-83-120	10,0	67,0		8,0	10
SF10.2651	SW20	A	540-39-600/620					

Stifte passend für STAR *suitable pins*

Stift *pin*	Artikel-Nr. *article-no.*	Ø x l
1	SF11.2601	5 x 28,5
2	SF11.2602	6 x 31
3	SF11.2603	6 x 46
4	SF11.2604	8 x 48
5	SF11.2605	8 x 58
6	SF11.2606	8 x 36
9	SF11.2609	8 x 50
10	SF11.2610	6 h7 x 30,5
11	SF11.2611	12 h7 x 46,5

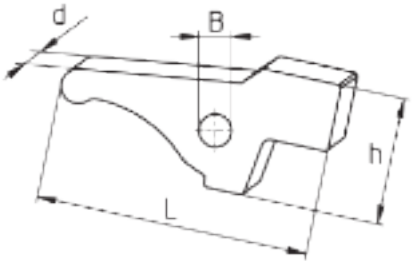

	Artikel-Nr. *article-no.*	Maschine *machine*	Spindel *spindle*	Orig. Ersatzteil-Nr. *orig. spare part no.*	d	L	h	B
STROHM								
	SFM105	M75 / 105 / 125 / AS / 155AS		661434	6,9	50,2	21,0	
	SFM125	M125NAR		661435	6,9	50,2	21,0	6,0
TORNOS								
	* SFTR14B	AS14 / SAS16	B	2417	4,9	32,4		4,0
	SF10.0516	R10		5 RA 87	11,2	66,0		
	SF10.0518	R16		5 RB 5031	13,4	74,4		
TRAUB								
	SFA15	A15		9mm 630030	8,8	61,7	17,0	
	SFA25/10	A15 / 20 / 25		10mm 632192	10,0	68,9	18,0	
	SFA25/12	A25 / TC15		12mm 616112	12,0	68,9	18,0	
	SFA42	A42 / 60		14mm 630950	14,0	68,7		
	SFTB42	TB30 / 42 / 60 / 80 / TK / TF		18mm 614194	17,9	84,7	22,0	
	SFTD26	TD16 / 26 / 36		12mm 691325	12,0	74,0	18,3	
TSUGAMI								
	SF10.3326	S20 (B-Sp.) / S16		3192-S030-1060	8,0	57,0		
	SF10.3380	BS12 / BO12 (A-Sp.) BS12 / 18 / BO12-18 (B-Sp.) BS20 (A-Sp.) / S16 (A-Sp.) BS20 / 26 / 32 (B-Sp.) HS20 / 26 / 32 (B-Sp.) BN20 (A-Sp.) / HS207 (A-Sp.)		3192-M011-1080	12,0	57,0		
	SF10.3328	HS20 (A-Sp.) / HS207 (A / B-Sp.) BO205E (A / B-Sp.)		3262-M010-1301	12,0	57,0		
	SF10.3381	BO12 (A-Sp.)		3184-M010-1130	8,0	57,0		

* **Ausverkaufsartikel**

* ***sellout article***

5

Wendeplattensysteme

Insert Systems

Wendeplattenhalter
Insert Holders



Übersicht: Halter für Platten . . .

Overview: Holders for Inserts . . .

	Platten - *Inserts*	Seite - *Page*
	16ER . . / 16EL . .	213
	CC . . 0602 / 09T3	214 - 215
	CC . . 0602 / 09T3 (für Pfiffner / Hydromat)	214
	DC . .0702 / 11T3	216 - 218
	SC . . 09T3 / 1204	219
	TC/TP . . 1102 / 1103 / 1603	220
	VB/VC . . 1103 / 1303 / 1604	221 - 225

Ersatzteile

Spare Parts

Unterlegplatten / *Spacers*

	Artikel-Nr. / Platte *article-no. / spacer*	Schlüssel *spanner*	Artikel-Nr. / Schraube *article-no. / screw*	für Halter / *for Holder*	
	UR/L16-xxM UR/L16-xxML	T10	Klemmschraube / *clamping screw* KS-M3-T10	SER/L . .K..16	Details nächste Seite *details see next page*
	SU-DC11	T9	SU-M5-35	SDAC.. / SDJC.. / SDNC..	

Wendeplattentyp *insert type*	Schaft *shank* Ø	Schlüssel *spanner*	Schraube / Artikel-Nr. *screw / article-no.*
16ER . .		T10	A12-W6035120
CC .. 0602..		T8	A12-W6025060
CC .. 09T3..	10	T15	A12-W6040082
CC .. 09T3..	>10	T15	A12-W6040108
DC .. 0702..	8+10	T8	A12-W6025060
DC .. 0702..	>10	T8	A12-W6025078
DC .. 07T3		T15	A12-W6025060
DC .. 11T3..	10	T15	A12-W6040082
DC .. 11T3..	>10	T15	A12-W6040108
SC .. 09T3..	10	T15	A12-W6040082*
SC .. 09T3..	>10	T15	A12-W6040108*
SC .. 1204..		T20	A12-W5645110
TC .. 1103..	8	T8	A12-W6025060
TC .. 1103..	>8	T8	A12-W6025078

Wendeplattentyp *insert type*	Schaft *shank* Ø	Schlüssel *spanner*	Schraube / Artikel-Nr. *screw / article-no.*
TP .. 1103..		T9	A12-W6030082*
TP .. 1603..		T15	A12-W6035090
VB .. 1102..		T8	A12-W6025060
VB .. 1103..	10	T8	A12-W6025060
VB .. 1103..	>10	T8	A12-W6025078
VB .. 1604..	12	T15	A12-W6040082
VB .. 1604..	>12	T15	A12-W6040108
VC .. 1103..	10	T8	A12-W6025060
VC .. 1103..	>10	T8	A12-W6025078
VC .. 1303..	10	T9	A12-W6030082
VC .. 1303..	>10	T9	A12-W6030100
VC .. 1604..	10	T15	A12-W6040082
VC .. 1604..	>10	T15	A12-W6040108

Alle Schrauben für Wendeplattenhalter s. S. 274
*** Ältere Ausführungen können abweichen**

All screws for insert holders see page 274
**** older versions may differ***

Gewindedrehen - Grundlagen

Threading - Basics

Berechnung des Steigungswinkels ß:
Calculation of the helix-angle ß:

$$\beta = tan^{-1} \frac{n\,P}{\pi\,D}$$

Faustformel:
rule of thumb:

P x 20 / D = Winkel / *Angle*

n = Anzahl der Gänge / *number of threads*

P = Teilung
(= Steigung bei eingängigem Gewinde)
= division (= pitch with one-start thread)

D = Gewindedurchmesser / *thread diameter*

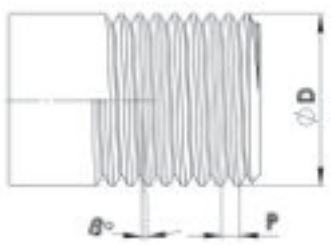

Methoden Außengewinde / *technique external thread*

Rechtsgewinde / *right-hand-thread*

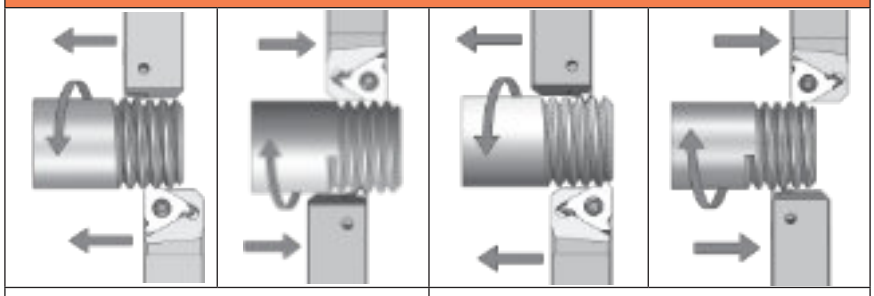

Halter: Ausführung rechts *Holder: version right* **SER . . . 16** Einsatz / *technique* **1**	Halter: Ausführung links *Holder: version left* **SEL . . . 16** Einsatz / *technique* **3**

Linksgewinde / *left-hand-thread*

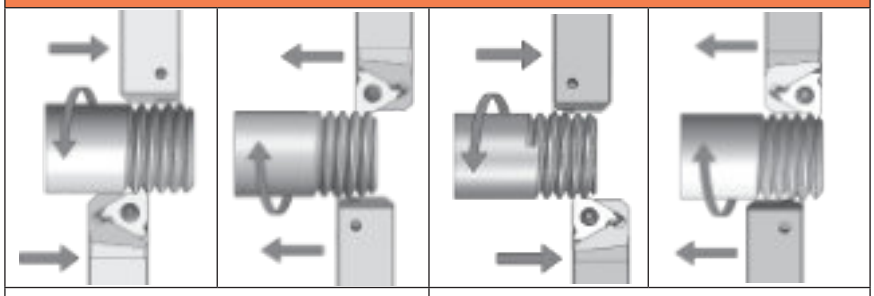

Halter: Ausführung links *Holder: version left* **SEL . . . 16** Einsatz / *technique* **2**	Halter: Ausführung rechts *Holder: version right* **SER . . . 16** Einsatz / *technique* **4**

Die Wendeplattenhalter zum Gewindeschneiden werden standardmäßig mit **1° Platten-Neigungswinkel** geliefert. Um den gewünschten Steigungswinkel zu erreichen, müssen entsprechende Unterlegplatten gewählt werden

*Thread cutting insert holders standard supplied with **1° insert inclination angle**. In order to achieve the desired helix-angle, appropriate spacers must be selected*

Unterlegplatten für 3/8" / 16ER/EL-Platten

Spacers for 3/8" / 16ER/EL Inserts

Einsatz / *technique* 1					
Steigungswinkel ß / *helix-angle ß*	0°	1°	2°	3°	4,5°
Unterlegplatte / *spacer*	UR16-00M	**UR16-01M**	UR16-03M	UR16-03M	UR16-45M

Einsatz / *technique* 2					
Steigungswinkel ß / *helix-angle ß*	0°	1°	2°	3°	4,5°
Unterlegplatte / *spacer*	UL16-00M	**UL16-01M**	UL16-03M	UL16-03M	UL16-45M

Einsatz / *technique* 3				
Steigungswinkel ß / *helix-angle ß*	0°	1°	2°	3,5°
Unterlegplatte / *spacer*	UR16-00M	UR16-01ML	UR16-03ML	UR16-45ML

Einsatz / *technique* 4				
Steigungswinkel ß / *helix-angle ß*	0°	1°	2°	3,5°
Unterlegplatte / *spacer*	UL16-00M	UL16-01ML	UL16-03ML	UL16-45ML

Zusammen mit den Gewindeplattenhaltern werden jeweils die Standardunterlegplatten **UR16-01M** bzw. **UL16-01M** ausgeliefert
*The standard spacers **UR16-01M** and **UL16-01M** are each supplied together with the insert holders for threading*

Wendeplattenhalter für 3/8" / 16ER/EL Platten zum Gewindedrehen

Insert Holders for 3/8" / 16ER/EL Inserts for Threading

Ausführung rechts
version right

Beisp. Artikel-Nr.:
example article-no.: SER 1010KX16

Ausführung links
version left

Beisp. Artikel-Nr.:
example article-no.: SEL 1010KX16

	Artikel-Nr. *article-no.*	B / H	L	L2	Platten *inserts*	Schlüssel *spanner*	Schraube *screw*	Unterlegplatte *spacer*	Schraube für Unterlegplatte *Screw for spacer*	Schlüssel *spanner*
*	SER 1010KX16	10	125							
*	SER 1212KX16	12	125	16	16ER-xx	T10	A12-W6035120	s.Seite 215 *see page 215*	KS-M3-T10	T10
*	SER 1616K16	16	125							

* **Ausverkaufsartikel**

* *sellout article*

Wendeplattenhalter für 80° Drehplatte für Pfiffner / Hydromat

Insert Holders for 80° Turning Inserts for Pfiffner / Hydromat

SCACR



SCBCR

SCDCR

SCECR



SCKCR

SCWCR

Ausführung links "L"
Version left

Freiwinkel 7° - Lang- und Plandrehen, Anfasen

Clearance angle 7° - Plain and face turning, chamfering

	Artikel-Nr. *article-no.*	B	H	L	F	Platten *inserts*	Schlüssel *spanner*	Schraube *screw*
*	SCACR 1212D06	12	12	45	12	CCMT 0602..	T8	A12-W6025060
*	SCACR 1210D06	10	12	45	10,5	CCMT 0602..	T8	A12-W6025060
	SCACR 1212D09	12	12	50	13	CCMT 09T3..	T15	A12-W6040108
*	SCBCR 1212D06	12	12	45	12,5	CCMT 0602..	T8	A12-W6025060
*	SCDCR 1212D06	12	12	45	12,5	CCMT 0602..	T8	A12-W6025060
	SCDCR 1212D09	12	12	50	15	CCMT 09T3..	T15	A12-W6040108
*	SCECR 1212D06	12	12	45	12,5	CCMT 0602..	T8	A12-W6025060
*	SCECR 1212D09	12	12	50	15	CCMT 09T3..	T15	A12-W6040108
*	SCKCR 1212D06	12	12	45	12,5	CCMT 0602..	T8	A12-W6025060
	SCKCR 1212D09	12	12	50	15	CCMT 09T3..	T15	A12-W6040108
*	SCKCL 1212D09	12	12	50	15	CCMT 09T3..	T15	A12-W6040108
*	SCWCR 1212D06	12	12	45	12,5	CCMT 0602..	T8	A12-W6025060
	SCWCR 1212D09	12	12	50	15	CCMT 09T3..	T15	A12-W6040108
*	SCQCR 1212D06	12	12	45	12,5	CCMT 0602..	T8	A12-W6025060

*** Ausverkaufsartikel**

**** sellout article***

Wendeplattenhalter für 80° Drehplatte

Insert Holders for 80° Turning Inserts

Ausführung rechts **"R"**
Version right

Ausführung links
Plattensitz verstärkt **"L...X"**
Version left, reinforced

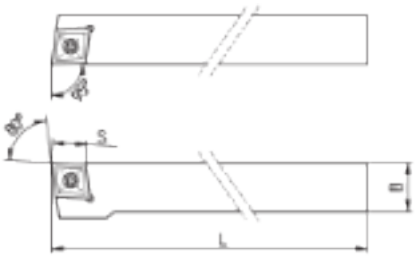

Freiwinkel 7° - Lang- und Plandrehen

Clearance angle 7° - Plain and face turning

	Artikel-Nr. *article-no.*	B	L	S	Platten *inserts*	Schlüssel *spanner*	Schraube *screw*
*	SCLCR 0707KX06	7 x 7	125	6,3	CCGT 0602.. CCMT 0602..	T8	A12-W6025060
	SCLCR/L 0808K06	8 x 8	125	6,3			
*	SCLCR 1010K06	10 x 10	125	6,3			
*	SCLCL 1010M06	10 x 10	135	6,3			
*	SCLCR/L 1212K06	12 x 12	125	6,3			
*	SCLCR 1212M06	12 x 12	150	6,3			
*	SCLCR 1616H06	16 x 16	100	6,3			
	SCLCR 1010KX09	10 x 10	125	9,6	CCMT 09T3.. CCGT 09T3..	T15	A12-W6040082
*	SCLCL 1010KX09	10 x 10	125	9,6			
	SCLCR 1010MX09	10 x 10	150	9,6			
*	SCLCR 1212D09	12 x 12	50	9,6			A12-W6040108
*	SCLCR/L 1212K09	12 x 12	125	9,6			
*	SCLCR 1212M09	12 x 12	150	9,6			
*	SCLCR 1212MX09	12 x 12	150	9,6			
	SCLCR 1616H09	16 x 16	100	9,6			
*	SCLCL 1616H09	16 x 16	100	9,6			
*	SCLCR/L 1616K09	16 x 16	125	9,6			
	SCLCR 2020K09	20 x 20	125	9,6			
*	SCLCR/L 2020M09	20 x 20	150	9,6			

*** Ausverkaufsartikel**

**** sellout article***

Wendeplattenhalter versetzt
für 80° Kopierplatte

Insert Holders offset
for 80° Turning Inserts

Ausführung rechts **"R"**
Version right

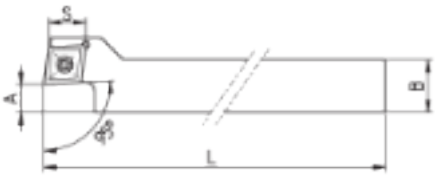

Freiwinkel 7°

Clearance angle 7°

	Artikel-Nr. *article-no.*	B	L	S	A	Platten *inserts*	Schlüssel *spanner*	Schraube *screw*
*	SCLCR 1212KW09	12 x 12	125	9	12	CCMT 09T3..	T15	A12-W6040108
	SCLCR 1212KV09	12 x 12	125	9	8			
	SCLCR 1616KV09	16 x 16	125	9	8			

*** Ausverkaufsartikel**

**** sellout article***

Wendeplattenhalter für 55°-Kopierplatte

Insert Holders for 55° Turning Inserts

Ausführung
mit Unterlegplatte "...U"
Version right
with spacer

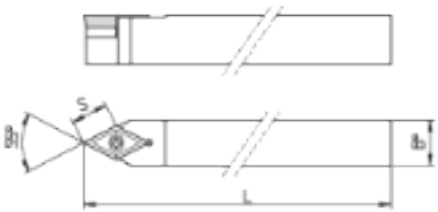

Ausführung
Plattensitz verstärkt "...X"
Version reinforced

Freiwinkel 7° - zum Kopieren einfacher Formen *Clearance angle 7° - To copy simple shapes*

Artikel-Nr. *article-no.*	B	L	S	Platten *inserts*	Schlüssel *spanner*	Schraube *screw*
* SDNCN 0808K07	8 x 8	130	7	DCMT 0702.. DCGT 0702..	T8	A12-W6025060
* SDNCN 1010K07	10 x 10	132				
* SDNCN 1212K07	12 x 12	130				A12-W6025078
* SDNCN 1212M07	12 x 12	150				
* SDNCN 1010KX11	10 x 10	125	11	DCMT 11T3.. DCGT 11T3..	T15	A12-W6040082
* SDNCN 1010MX11	10 x 10	150				A12-W6040082
* SDNCN 1212K11	12 x 12	125				A12-W6040108
SDNCN 1212M11	12 x 12	150				A12-W6040108
* SDNCN 1616H11	16 x 16	100				A12-W6040108
* SDNCN 1616K11	16 x 16	125				A12-W6040108
* SDNCN 2020K11	20 x 20	125				A12-W6040108

* Ausverkaufsartikel ** sellout article*

Ausführung rechts
Plattensitz verstärkt "R...X"
Version right,
reinforced

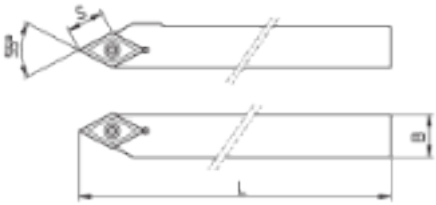

Ausführung links "L"
Version left

Freiwinkel 7° - Lang- und Plandrehen *Clearance angle 7° - Plain and face turning*

Artikel-Nr. *article-no.*	B	L	S	Platten *inserts*	Schlüssel *spanner*	Schraube *screw*
* SDNCR 1010KX11(130)	10 x 10	130	11	DCMT 11T3.. DCGT 11T3..	T15	A12-W6040082
* SDNCL 1010KX11	10 x 10	130				A12-W6040108
* SDNCL 1212K11	12 x 12	125				
* SDNCR/L 1212M11	12 x 12	150				
* SDNCR 1616H11	16 x 16	109				
* SDNCR 2020K11	20 x 20	125				

* Ausverkaufsartikel ** sellout article*

Wendeplattenhalter für 55° Kopierplatte

Insert Holders for 55° Turning Inserts

Ausführung rechts

mit Unterlegplatte **"R...U"**
Version right
with spacer

Ausführung links
Plattensitz verstärkt **"L...X"**
Version reinforced

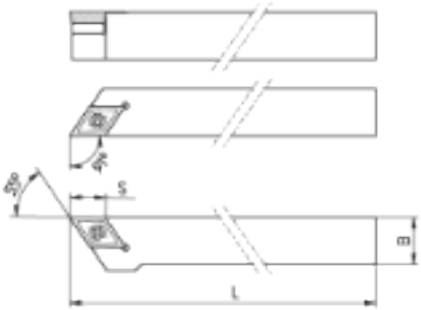

Freiwinkel 7° *Clearance angle 7°*

Artikel-Nr. *article-no.*	B	L	S	Platten *inserts*	Schlüssel *spanner*	Schraube *screw*
SDACR 0808K07	8 x 8	125	7	DCMT 0702.. DCGT 0702..	T8	A12-W6025060
* SDACL 0808K07	8 x 8	125				
SDACR 1010K07	10 x 10	130				
* SDACL 1010K07	10 x 10	130				
* SDACR 1010MX07	10 x 10	150				
* SDACR/L 1212K07	12 x 12	125				A12-W6025078
SDACR 1212M07	12 x 12	150				
* SDACR/L 1313K07	13 x 13	125				
* SDACR/L 1616K07	16 x 16	125				
SDACR 1010MX11	10 x 10	150	11	DCMT 11T3.. DCGT 11T3..	T15	A12-W6040082
* SDACL 1010MX11	10 x 10	150				
SDACR 1212K11	12 x 12	125				
* SDACL 1212K11	12 x 12	125				
SDACR 1212M11	12 x 12	150				A12-W6040108
* SDACL 1212M11	12 x 12	150				
SDACR 1212MX11	12 x 12	150				
* SDACL 1212MX11	12 x 12	150				
SDACR 1616H11	16 x 16	100				
* SDACL 1616H11	16 x 16	100				
SDACR 1616K11	16 x 16	125				
* SDACL 1616K11	16 x 16	125				
* SDACR/L 2020K11	20 x 20	125				
* SDACL 2020M11	20 x 20	150				
* SDACR 2020K11U *	20 x 20	125				

* **Mit Unterlegplatte, s. S. 212** ** with spacer, see page 212*
* **Ausverkaufsartikel** ** sellout article*

Wendeplattenhalter versetzt
für 55° Kopierplatte

Insert Holders offset
for 55° Turning Inserts

Ausführung rechts **"R"**
Version right

Freiwinkel 7° *Clearance angle 7°*

	Artikel-Nr. *article-no.*	B	L	S	A	Platten *inserts*	Schlüssel *spanner*	Schraube *screw*
*	SDACR 1010KV11	10 x 10	130	11	7	DCGT 11T3.. DCMT 11T3..	T15	A12-W6040082
	SDACR 1212KV11	12 x 12	130	11	7			A12-W6040108
*	SDACL 1212KV11	12 x 12	130	11	7			
	SDACR 1212MV11	12 x 12	150	11	7			
	SDACR 1616KV11	16 x 16	125	11	7,5			
*	SDACL 1616KV11	16 x 16	125	11	7,5			
*	SDACR/L 1212KW11	12 x 12	125	11	12			
*	SDACR 1212MW11	12 x 12	145	11	12			

*** Ausverkaufsartikel** ** sellout article*

Wendeplattenhalter für 55° Kopierplatte

Insert Holders for 55° Turning Inserts

Ausführung rechts

mit Unterlegplatte **"R...U"**
Version right
with spacer

Ausführung links
Plattensitz verstärkt **"L...X"**
Version reinforced

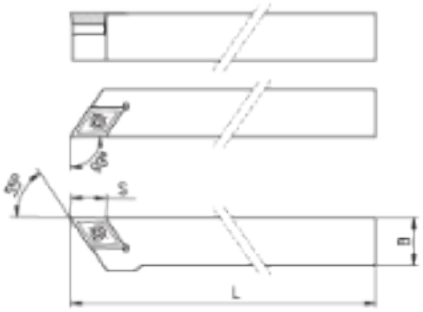

Freiwinkel 7° *Clearance Angle 7°*

	Artikel-Nr. *article-no.*	B	L	S	Platten *inserts*	Schlüssel *spanner*	Schraube *screw*
*	SDJCL 1010K07	10 x 10	120	7	DCMT 07T3..	T15	A12-W6040082
	SDJCR 1010KX11	10 x 10	125	11	DCMT 11T3.. DCGT 11T3..		A12-W6040108
	SDJCR/L 1212K11	12 x 12	125				
*	SDJCR/L 1212KX11	12 x 12	125				
	SDJCR 1212M11	12 x 12	150				
*	SDJCL 1212M11	12 x 12	150				
*	SDJCR 1212MX11	12 x 12	150				
	SDJCR 1616H11	16 x 16	109				
*	SDJCR 1616H11U *	16 x 16	100				
*	SDJCR 2020G11U *	20 x 20	99				
*	SDJCR/L 2020K11U *	20 x 20	125				

*** Mit Unterlegplatte, s. S. 212** ** with spacer, see page 212*
*** Ausverkaufsartikel** ** sellout article*

Wendeplattenhalter
für 90° Dreh- und Fasplatte

Insert Holders
for 90° Turning and Chamfer Inserts

Freiwinkel 7° - Zum Kopieren einfacher Formen

Clearance angle 7° - To copy simple shapes

	Artikel-Nr. *article-no.*	B	L	S	Platten *inserts*	Schlüssel *spanner*	Schraube *screw*
*	SSDCR/L 1010K09	10 x 10	125	9,5	SCMT 09T3..	T15	A12-W6040082
*	SSDCN 1010K09	10 x 10	125				
	SSDCN 1212K09	12 x 12	125				A12-W6035105
*	SSDCN 1616H09	16 x 16	100				
*	SSDCN 1616K09	16 x 16	125				
*	SSDCN 1616M09	16 x 16	150				
*	SSDCN 1616K12	16 x 16	125	12,4	SCMT 1204..	T20	A12-W5645110

*** Ausverkaufsartikel**

**** sellout article***

Wendeplattenhalter für 60° Langdrehplatte

Insert Holders for 60° Inserts

Ausführung rechts **"R"**
Version right

Ausführung links
Plattensitz verstärkt **"L...X"**
Version left,
reinforced

TP..-Platte, Freiwinkel 9°
Zum Drehen kleinster Durchmesser

TP..-inserts, Clearance angle 9°
To turn smallest diameters

Artikel-Nr. *article-no.*	B	L	S	Platten *inserts*	Schlüssel *spanner*	Schraube *screw*
STAPR 0808KX11	8 x 8	125	11	TPGH 11 03.. TPGB 11 03.. TPMT 11 03..	T9	A12-W6030082
* STAPL 0808M11	8 x 8	135				
* STAPR/L 1010M11	10 x 10	135				
* STAPR/L 1212K11	12 x 12	130				
* STAPR 1212MX11	12 x12	134				
* STAPR 1616K11	16 x 16	125				
* STAPR 1212M16	12 x 12	150	16	TPGB 16 03.. TPGH 16 03.. TPMT 16 03..	T15	A12-W6035090

*** Ausverkaufsartikel**

**** sellout article***

Ausführung rechts **"R"**
Version right

TC..-Platte, Freiwinkel 7°

TC..- inserts, Clearance angle 7°

Artikel-Nr. *article-no.*	B	L	S	Platten *inserts*	Schlüssel *spanner*	Schraube *screw*
* STACL 0808H11	8 x 8	105	11	TCGH 11 03.. TCGB 11 03.. TCMT 11 03..	T8	A12-W6025060
* STACR/L 0808K11	8 x 8	130				
* STACR/L 1010K11	10 x 10	130				
* STACR/L 1212K11	12 x 12	125				A12-W6025078
* STACR 1616HX11	16 x 16	100				
* STACR 1616K11	16 x 16	125				

*** Ausverkaufsartikel**

**** sellout article***

Wendeplattenhalter für 35°-Kopierplatte

Insert Holders for 35° Turning Inserts

Freiwinkel 7° *Clearance angle 7°*

	Artikel-Nr. *article-no.*	B	L	S	Platten *inserts*	Schlüssel *spanner*	Schraube *screw*
*	SVVCN 1010K11	10 x 10	125	11	VCGT 1103.. VCMT 1103..	T8	A12-W6025060
*	SVVCN 1010M11	10 x 10	150				
*	SVVCN 1212K11	12 x 12	125				A12-W6025078
	SVVCN 1212M11	12 x 12	150				
*	SVVCN 1616H11	16 x 16	110				
*	SVVCN 1010K13	10 x 10	125	13	VCGT 1303.. VCMT 1303..	T9	A12-W6030082
*	SVVCN 1010M13	10 x 10	150				
	SVVCN 1212K13	12 x 12	128				A12-W6030100
*	SVVCN 1212M13	12 x 12	150				
*	SVVCN 1616K13	16 x 16	125				
*	SVVCN 1212K16	12 x 12	125	16	VCGT 1604.. VCMT 1604..	T15	A12-W6040108
*	SVVCN 1212M16	12 x 12	150				
*	SVVCN 1616K16	16 x 16	125				
*	SVVCN 1616M16	16 x 16	150				

*** Ausverkaufsartikel** ** sellout article*

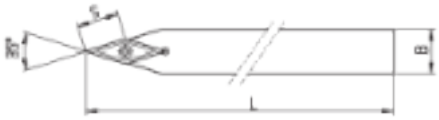

Freiwinkel 5° *Clearance angle 5°*

	Artikel-Nr. *article-no.*	B	L	S	Platten *inserts*	Schlüssel *spanner*	Schraube *screw*
*	SVVBN 1010M11	10 x 10	150	11	VBGT 1103.. VBMT 1103..	T8	A12-W6025060
*	SVVBN 1212M11	12 x 12	150				A12-W6025078
*	SVVBN 1616H11	16 x 16	100				
*	SVVBN 1616K11	16 x 16	125				
*	SVVBN 1212K16	12 x 12	125	16	VBGT 1604.. VBMT 1604..	T15	A12-W6040082
	SVVBN 1616M16	16 x 16	150				A12-W6040108
*	SVVBN 2020K16	20 x 20	125				

*** Mit Unterlegplatte, s. S. 212** ** with spacer, see page 212*

*** Ausverkaufsartikel** ** sellout article*

Ausführung rechts **"R"**
Version right

Ausführung links
Plattensitz verstärkt **"L...X"**
Version left, reinforced

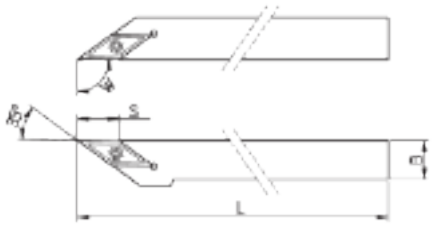

Freiwinkel 7°, Ausführungen SVA + SVJ — *Clearance angle 7°, Types SVA + SVJ*

	Artikel-Nr. *article-no.*	B	L	S	W	Platten *inserts*	Schlüssel *spanner*	Schraube *screw*
*	SVACR/L 0808K11	8 x 8	130	11	91	VCGT 1103.. VCMT 1103..	T8	A12-W6025060
*	SVACR/L 1010K11	10 x 10	125	11	91			
	SVACR/L 1010M11	10 x 10	150	11	91			
	SVACR/L 1212K11	12 x 12	125	11	91			A12-W6025078
	SVACR/L 1212M11	12 x 12	150	11	91			
*	SVACR/L 1212MX11	12 x 12	150	11	91			
	SVACR/L 1616H11	16 x 16	100	11	91			
	SVACR 1616K11	16 x 16	125	11	91			
*	SVACL 1616K11	16 x 16	125	11	91			
*	SVACR 1616M11	16 x 16	150	11	91			
*	SVJCR 1616H11	16 x 16	100	11	93			
*	SVJCR 1616K11	16 x 16	125	11	93			
*	SVACR/L 1010K13	10 x 10	130	13	91	VCGT 1303.. VCMT 1303..	T9	A12-W6030082
	SVACR 1010M13	10 x 10	150	13	91			
*	SVACR 1212K13	12 x 12	125	13	91			A12-W6030100
	SVACR 1212M13	12 x 12	150	13	91			
*	SVACL 1212M13	12 x 12	150	13	91			
*	SVACR/L 1616K13	16 x 16	125	13	91			
	SVACR/L 1616H13	16 x 16	100	13	91			
*	SVACR/L 1212KX16	12 x 12	125	16	91	VCGT 1604.. VCMT 1604..	T15	A12-W6040108
	SVACR 1212MX16	12 x 12	150	16	91			
*	SVACL 1212MX16	12 x 12	150	16	91			
	SVACR 1616H16	16 x 16	100	16	91			
*	SVACL 1616H16	16 x 16	100	16	91			
	SVACR 1616K16	16 x 16	125	16	91			
*	SVACL 1616K16	16 x 16	125	16	91			
*	SVACR/L 2020K16	20 x 20	125	16	91			
*	SVJCR/L 2020K16U *	20 x 20	125	16	93			

*** Mit Unterlegplatte, s. S. 212**
*** Ausverkaufsartikel**

** with spacer, see page 212*
** sellout article*

Wendeplattenhalter für 35° Kopierplatte

Insert Holders for 35° Turning Inserts

Ausführung rechts **"R"**
Version right

Ausführung links
Plattensitz verstärkt **"L...X"**
Version left,
reinforced

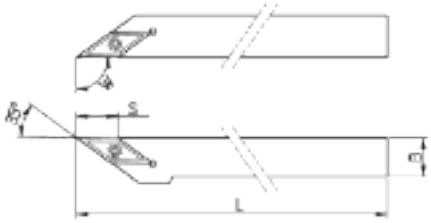

Freiwinkel 5° *Clearance angle 5°*

	Artikel-Nr. *article-no.*	B	L	S	W	Platten *inserts*	Schlüssel *spanner*	Schraube *screw*
*	SVABR/L 1010K11	10 x 10	125	11	91°	VBGT 1103.. VBMT 1103..	T8	A12-W6025060
*	SVABR/L 1212K11	12 x 12	125	11	91°			A12-W6025078
*	SVABR 1212M11	12 x 12	150	11	91°			
*	SVABL 1616H11	16 x 16	100	11	91°			
*	SVABR/L 1616K11	16 x 16	125	12	91°			
*	SVABR 1616K1102	16 x 16	125	12	91°	VBGH 1102.. VBGB 1102.. VBMT 1102..	T8	A12-W6025060
*	SVABR 1212KX16	12 x 12	125	16	91°	VBGT 1604.. VBMT 1604..	T15	A12-W6040082
*	SVABR/L 1212MX16	12 x 12	150	16	91°			
*	SVABR/L 1616H16	16 x 16	100	16	91°			A12-W6040108
	SVABR 1616K16	16 x 16	125	16	91°			
*	SVABL 1616K16	16 x 16	125	16	91°			
*	SVABR/L 2020K16	20 x 20	125	16	91°			
*	SVJBR/L 2020K16	20 x 20	125	16	93°			

* **Ausverkaufsartikel** * *sellout article*

Wendeplattenhalter versetzt
für 35° Kopierplatte

Insert Holders offset
for 35° Turning Inserts

Ausführung rechts **"R"**
Version right

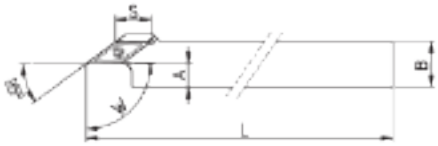

Freiwinkel 7° ***Clearance angle 7°***

	Artikel-Nr. *article-no.*	B	L	S	A	W	Platten *inserts*	Schlüssel *spanner*	Schraube *screw*
*	SVACR 1010KV11	10 x 10	130	11	8	91	VCGT 1103.. VCMT 1103..	T8	A12-W6025060
	SVACR 1212KW11	12 x 12	125	11	13,5	91			A12-W6025078
*	SVACR 1212KV11	12 x 12	125	11	8	91			
*	SVACR/L 1212MV11	12 x 12	150	11	8	91			
	SVACR 1616KV11	16 x 16	125	11	8	91			
*	SVJCR 1616KV11	16 x 16	125	11	9	93			
*	SVACR/L 1212KV13	12 x 12	125	13	8	91	VCMT 1303..	T9	A12-W6030100
*	SVACL 1212MV13	12 x 12	150	13	8	91			
*	SVACL 1212KW13	12 x 12	122	13	12	91			
*	SVACR/L 1212MW13	12 x 12	150	13	12	91			
*	SVACR 1616MW13	16 x 16	150	13	14	91			

*** Ausverkaufsartikel** **** sellout article***

Wendeplattenhalter für 35° Kopierplatte

Insert Holders for 35° Turning Inserts

Ausführung rechts
Plattensitz verstärkt **"R...X"**
Version right,
reinforced

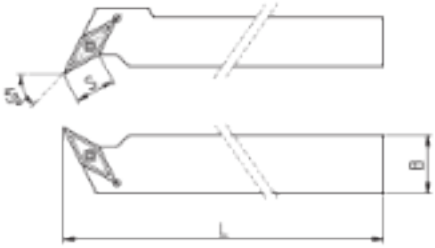

Ausführung links **"L"**
Version left

Freiwinkel 5° ***Clearance angle 5°***

	Artikel-Nr. *article-no.*	B	L	S	Platten *inserts*	Schlüssel *spanner*	Schraube *screw*
*	SVQBR 1010KX11	10 x 10	125	11	VBGT 1103..	T8	A12-W6025078
*	SVQBR/L 1212MX11	12 x 12	150	11			
*	SVQBR 1616K11	16 x 16	125	11			
*	SVQBR/L 1616H16	16 x 16	100	16	VBGT 1604.. VBMT 1604..	T15	A12-W6040108
*	SVQBR/L 2020K16	20 x 20	125	16			

*** Ausverkaufsartikel** **** sellout article***

Wendeplattenhalter für 35° Kopierplatte

Insert Holders for 35° Turning Inserts

Ausführung rechts
Plattensitz verstärkt **"R...X"**
Version right, reinforced

Ausführung links **"L"**
Version left

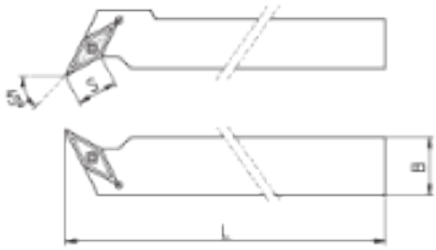

Freiwinkel 7° *Clearance angle 7°*

	Artikel-Nr. *article-no.*	B	L	S	Platten *inserts*	Schlüssel *spanner*	Schraube *screw*
*	SVQCL 1010KX11	10 x 10	130	11	VCGT 1103..	T8	A12-W6025060
*	SVQCL 1010MX11	10 x 10	150				
	SVQCR 1212KX11	12 x 12	125				A12-W6025078
*	SVQCL 1212KX11	12 x 12	125				
	SVQCR 1212MX11	12 x 12	150				
*	SVQCL 1212MX11	12 x 12	150				
*	SVQCL 1616H11	16 x 16	95				
	SVQCR 1616K11	16 x 16	125				
*	SVQCR/L 1010KX13	10 x 10	125	13	VCGT 1303.. VCMT 1303..	T9	A12-W6030082
*	SVQCR/L 1212KX13	12 x 12	125				A12-W6030100
*	SVQCR 1212MX13	12 x 12	150				
*	SVQCR 1616H13	16 x 16	100				
*	SVQCL 1616HX13	16 x 16	100				
*	SVQCR 1616K13	16 x 16	125				
*	SVQCR/L 2020K13	20 x 20	125				
*	SVQCR/L 2020M16	20 x 20	150	16	VCMT 1604.. VCGT 1604..	T15	A12-W6040108
*	SVQCR/L 2525M16	25 x 25	150				

* **Ausverkaufsartikel** ** sellout article*

Ausführung rechts **"R"**
Version right

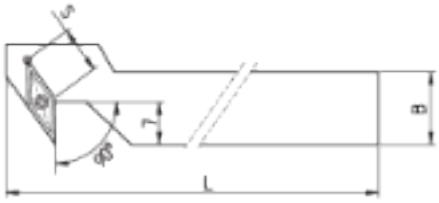

Freiwinkel 7° *Clearance angle 7°*

Anwendungsbeispiel: Kopieren von Innenradien (Innenhalbkugel) *Example of use: copy of inside radius (inside hemisphere)*

	Artikel-Nr. *article-no.*	B	L	S	Platten *inserts*	Schlüssel *spanner*	Schraube *screw*
*	SVUCR 1010KX11	10 x 10	125	11	VCGT 1103..	T8	A12-W6025060
*	SVUCR/L 1212KX11	12 x 12	125	11	VCGT 1103..	T8	A12-W6025078
*	SVUCR 1212MX11	12 x 12	150	11	VCGT 1103..	T8	

* **Ausverkaufsartikel** ** sellout article*

Höhenverstellbares System für Langdreher

Height Adjustable System for Swiss-type Lathes

Zusammenbau

Assembling



Schaft + Wendeplattenhalter
Shank + Insert Holder



Schaft + Distanzplatte + Wendeplattenhalter
Shank + Spacer Plate + Insert Holder



Schaft + Distanzplatte + Halter ohne zentrale Höhenverstellung
Shank + Spacer Plate + Holder without central height adjustment

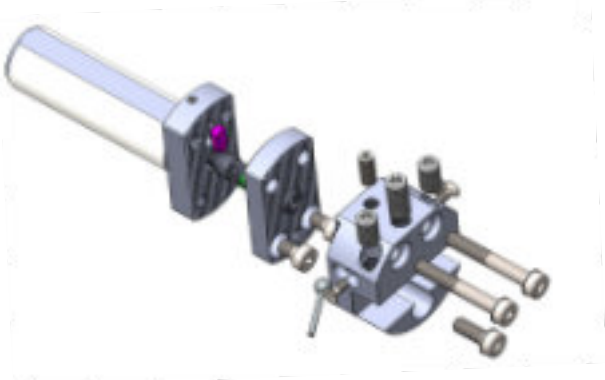

Schaft + HVWPX-1212IK
Shank + HVWPX-1212IK

Übersicht

Overview

	ab Seite *from page*
Schäfte und Grundhalter - *shanks and base holders*	229
Distanzplatten - *spacer plates*	231
Mehrfachhalter - *multiple holders*	232
Halter für Platten . . . - *holders for inserts . . .*	
DC . . 0702 / 11T3	233
CC . . 0602 / 09T3	234
VB / VC / VP . . 1102 / 1103 / 10..	235
TC . . 1102	237
BIMU-040 / BIMU-400 X	239
APPLITEC TOP 73 / 74 X ; TOP 75 / 76 X; ECO 25 / 26 X	240
Gewindeschneidplatten - ***threading inserts*** 16ER-xx / 16EL-xx	240
Halter für Ifanger MICRO TURN Schneideinsätze - *holders for Ifanger Micro Turn cutting inserts*	241
Halter für PICCO Schneideinsätze - *holders for ISCAR PICCO-CUT cutting inserts*	241
Halter für HORN Schneideinsätze - *holders for HORN cutting inserts*	242
Halter für FRIZZ Schneideinsätze - *holders for FRIZZ cutting inserts*	243
Halter für Vierkant-Wendeplattenhalter . . . - *holders for square shank insert holders . . .*	243
Zangenspannfutter - *collet holders*	244

Schäfte

Shanks

Bild 1

Bild 2

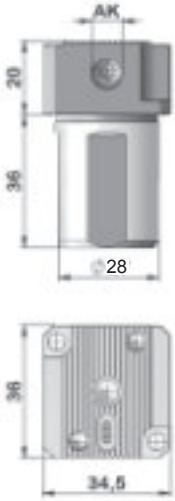

Bild 3

Bild 4

Bild 5

Standardschaft
Standard shank

Standardschaft mit radialem Kühlmittelanschluss (AK)
Standard shank with radial coolant port (AK)

Bild 6

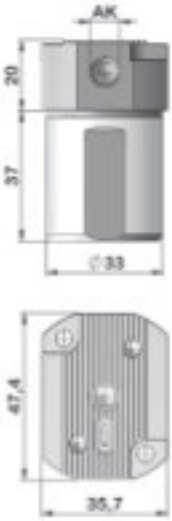

Bild 7

Artikel-Nr. *article-no.*	D	L_1	Bild *pic*	AK	IK	Maschine *machine*
HVDX1660IK	16	60	1	--	M8x1	
HVDX1960IK	3/4”	60	1	--	G1/8”	CITIZEN L20/C16/M16
HVDX2060IK	20	60	1	--	G1/8”	CITIZEN B12
HVDX20100IK	20	100			G1/8”	
HVDX20125IK	20	125	1	--	G1/8”	TORNOS DECO
HVDX2270IK	22	70	1	--	G1/8”	STAR TORNOS Gamma 20
HVDX2560IK	25	60	1	--	G1/8”	CITIZEN L20 - HANWHA STL32/35H, STL33/35J
HVDX25100IK	25	100	1	--	G1/8”	MANURHIN
HVDX2660-AK2	1”	60		M8x1	G1/8”	
HVDX2670IK	1”	70	1	--	G1/8”	CITIZEN M32/C32/L32
HVDX2836CT20-AK2	28	36	3	M8x1	--	TORNOS CT20
HVDX2885IK	28	85	1	--	M12x1,5	TRAUB TNL 12/16
HVDX2885-AK2	28	85	2	M8x1	M12x1,5	TRAUB TNL 12/16
HVDX3115CIT-AK2	31	15	4	M8x1	--	CITIZEN A32-VII
HVDX3140CIT-AK2	31	40	5	M8x1	--	CITIZEN L32
HVDX3225HA32-AK2	32	25	6	M8x1	--	HANWHA STL38H
HVDX3337HA20-AK2	33	37	7	M8x1	--	HANWHA XD20/32 H/J
HVDX2528CIT-AK2	25	28		M8x1	--	CITIZEN L20X / L20XII

AK: radialer Kühlmittelanschluss
IK: axialer Kühlmittelanschluss

AK: radial coolant port
IK: axial coolant port

Schäfte für STAR Rückseitenbearbeitung

Shanks for STAR Backworking

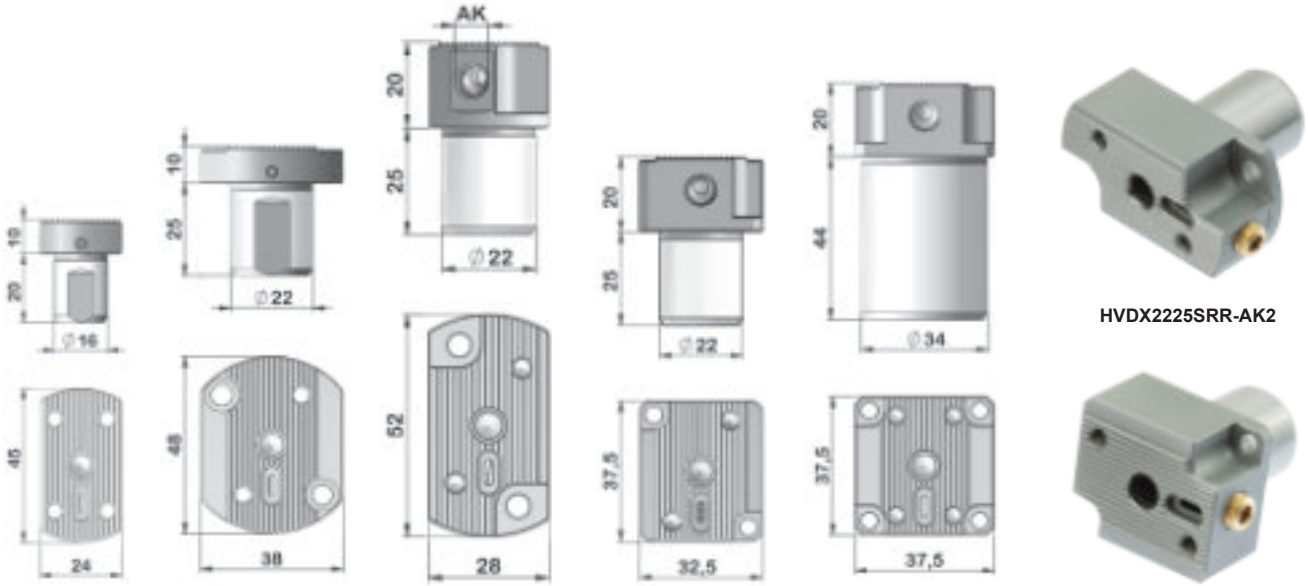

Bild 1 Bild 2 Bild 3 Bild 4 Bild 5

Artikel-Nr. *article-no.*	D	L_1	L_2	Bild *pic*	AK	Maschine *machine*
HVDX1620SRWD	16	20		1	--	STAR SR16; SST16
HVDX2225SRWD	22	25		2	--	STAR SR32
HVDX2225SRR-AK2	22	25		3	M8x1	*
HVDX2225SW-AK2	22	25		4	M8x1	**
HVDX3440AK2	34	40	10	5	M8x1	STAR SV38R; ECAS32; MAIER
WD = mit Fläche - *with flat*						

* Für STAR-Maschinen / for STAR machines:
SR10J (Position T22 / T24); SB16 / 20 Typ C / Typ E; SB20 R Typ E / Typ G / Typ N;
SR20J / JN; SR20 R / II / III; SR32J / JN; ECAS12 / 20
SR20R IV (Positionen T21 - T24, verbaut - *overlaps* - T25 - T28)

** Für STAR-Maschinen / for STAR machines:
SB12R / 20R; SR20R IV; SW20; SV20R; SR32J II; SR38; SW12R II; SR20J II

Distanzplatten

Spacer Plates

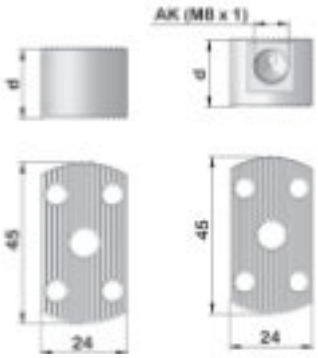

Bild 1 Bild 2

Artikel-Nr. *article-no.*	d	Bild *picture*
HVWPX10S	10	1
Mit Kühlmittelanschluss with inner coolant		
HVWPX15S-AK2	15	2
HVWPX20S-AK2	20	2
HVWPX25S-AK2	25	2
HVWPX30S-AK2	30	2

Distanzplatte für zusätzliche Position

Spacer Plate for Additional Position

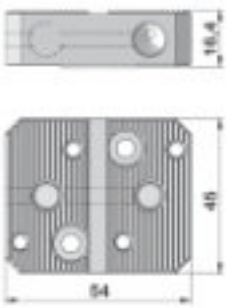

Bild 1

nur mit radialem Kühlmittelanschluss nutzbar
only radial coolant port useable

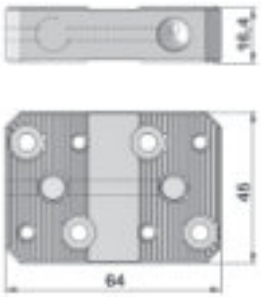

Bild 2

einseitig mit axialem Kühlmittelanschluss nutzbar
one-sided useable with axial coolant

Artikel-Nr. *article-no.*	Bild *picture*
HVDX-XS2	1
HVDX-X2	2

Anwendungsbeispiele

Samples of Applications





Doppel- und Dreifachhalter
für Zangenspannfutter ER11, ER16
und höhenverstellbare Wendeplattenhalter

Double and Triple Holders
for Collet Holders ER 11, ER16
and Height Adjustable Insert Holders

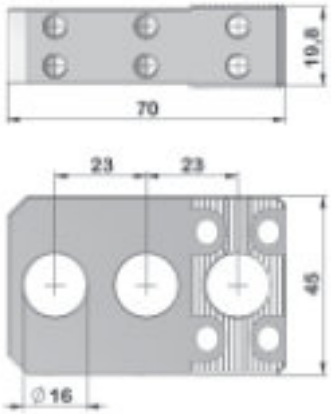

Artikel-Nr. *article-no.*	Für Einsätze *for tool- and collet holders*
HVWPX-CH3-VZ	HVWP, EM111620, EM161620

Anwendungsbeispiele

Samples of Applications

Inkl. Justierbolzen
Supplied with adjustment bolt

Artikel-Nr. als Ersatzteil:
Article-no. as spare-part: **HVWPX-ZYLCH-IK**



HVWPX-CH3-17-VZ
z. B. mit Einsatz EM111620 + HVWPX-SVUCR11
e. g. with Collet holder EM111620
+ HVWPX-SVUCR11

auch für EM161620, RB16 ...
also for EM161620, RB16 ...

HVWPX-CH3-VZ
z. B. mit Einsatz EM111620 + HVWPX-SVJCR11
e. g. with Collet holder EM111620
+ HVWPX-SVJCR11

auch für EM161620, RB16 ...
also for EM161620, RB16 ...

Typ SDJC

Type SDJC

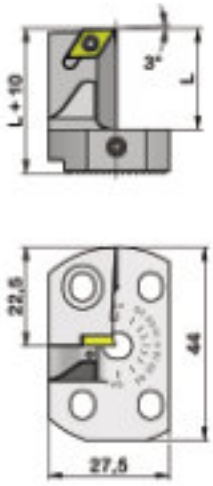

SDJCR07
(Ausführung rechts)
(Version right)

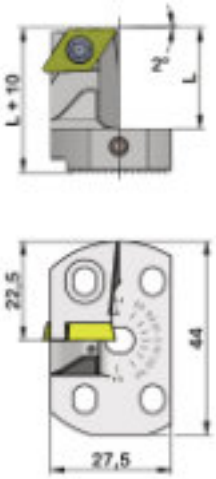

SDJCR11
(Ausführung rechts)
(Version right)

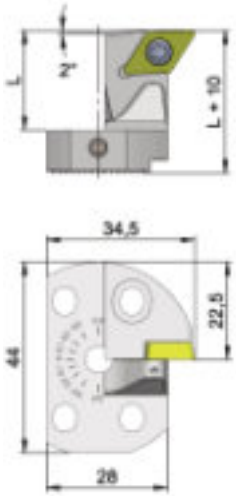

HVWPAX-SDJCR11
(Ausführung rechts außen)
(Version right external)

Artikel-Nr. *article-no.*	Ausf. *type*	Platten *inserts*	L	Schlüssel *spanner*	Schraube *screw*
HVWPX-SDJCR07	rechts - *right*	DC..0702..	23	T8	A12-W6025060
HVWPX-SDJCL07	links - *left*	DC..0702..	23	T8	A12-W6025060
HVWPLX-SDJCR07	rechts - *right*	DC..0702..	40	T8	A12-W6025060
HVWPLX-SDJCL07	links - *left*	DC..0702..	40	T8	A12-W6025060
HVWPX-SDJCR11	rechts - *right*	DC..11T3..	23	T15	A12-W6040082
HVWPX-SDJCL11	links - *left*	DC..11T3..	23	T15	A12-W6040082
HVWPLX-SDJCR11	rechts - *right*	DC..11T3..	40	T15	A12-W6040082
HVWPLX-SDJCL11	links - *left*	DC..11T3..	40	T15	A12-W6040082
HVWPAX-SDJCR11	rechts - *right*	DC..11T3..	23	T15	A12-W6040082
HVWPAX-SDJCL11	links - *left*	DC..11T3..	23	T15	A12-W6040082

Typ SDNC

Type SDNC

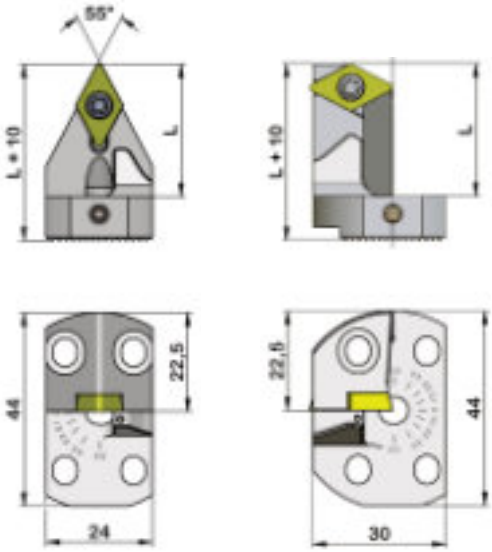

SDNCN11

SDNCR11
(Ausführung rechts)
(Version right)

Artikel-Nr. *article-no.*	Ausf. *type*	Platten *inserts*	L
HVWPX-SDNCN11	mittig - *centered*	DC..11T3..	30
HVWPX-SDNCR11	rechts - *right*	DC..11T3..	30
HVWPX-SDNCN07		DC..0702..	30
HVWPLX-SDNCR11	rechts - *right*	DC..11T3..	40

Schraube / *screw*:	Schlüssel / *spanner*:
A12-W6040082	T15

Typ SCLC

Type SCLC

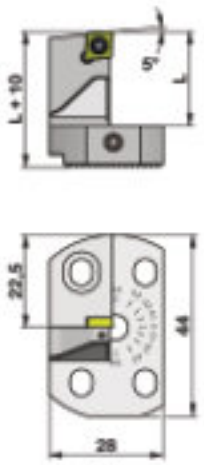

SCLCR06
(Ausführung rechts)
(Version right)

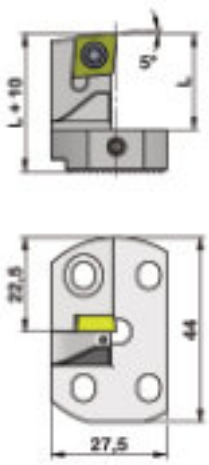

SCLCR09
(Ausführung rechts)
(Version right)

Artikel-Nr. *article-no.*	Ausf. *type*	Platten *inserts*	L	Schlüssel *spanner*	Schraube *screw*
HVWPX-SCLCR06	rechts - *right*	CC..0602..	23	T8	A12-W6025060
HVWPX-SCLCL06	links - *left*	CC..0602..	23	T8	A12-W6025060
HVWPX-SCLCR09	rechts - *right*	CC..09T3..	23	T15	A12-W6040082
HVWPX-SCLCL09	links - *left*	CC..09T3..	23	T15	A12-W6040082
HVWPLX-SCLCR09	rechts - *right*	CC..09T3..	39	T15	A12-W6040082

Typ SVJB, SVJC, SVJP, SVZC

Type SVJB, SVJC, SVJP, SVZC

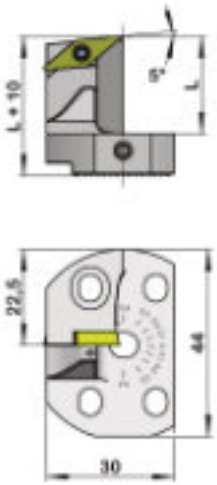

Bild 1

SVJBR11
(Ausführung rechts)
(Version right)

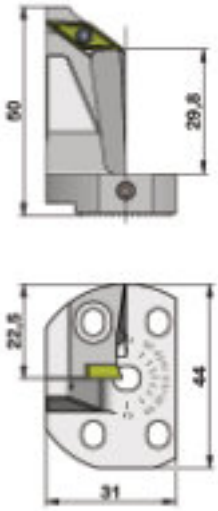

Bild 2

SVZCR11
(Ausführung rechts)
(Version right)

Artikel-Nr. *article-no.*	Bild *picture*	Ausf. *type*	Platten *inserts*	L	W°	Schlüssel *spanner*	Schraube *screw*
HVWPX-SVJBR11	1	rechts - *right*	VB..1103..	23	5	T8	A12-W6025060
HVWPLX-SVJBR11	1	rechts - *right*	VB..1103..	40	5	T8	A12-W6025060
HVWPX-SVJBL11	1	links - *left*	VB..1103..	23	5	T8	A12-W6025060
HVWPLX-SVJBL11	1	links - *left*	VB..1103..	40	5	T8	A12-W6025060
HVWPX-SVJBR1102	1	rechts - *right*	VB..1102..	23	5	T8	A12-W6025060
HVWPMX-SVJBR1102	1	rechts - *right*	VB..1102..	31	5	T8	A12-W6025060
HVWPX-SVJCR11	1	rechts - *right*	VC..1103..	23	5	T8	A12-W6025060
HVWPLX-SVJCR11	1	rechts - *right*	VC..1103..	40	5	T8	A12-W6025060
HVWPX-SVJCL11	1	links - *left*	VC..1103..	23	5	T8	A12-W6025060
HVWPLX-SVJCL11	1	links - *left*	VC..1103..	40	5	T8	A12-W6025060
HVWPLX-SVZCR11	2	rechts - *right*	VC..1103..	50	2	T8	A12-W6025060
HVWPAX-SVJCR13*	1	rechts - *right*	VC..1303..	23	2	T9	A12-W6030082
HVWPLX-SVJPR10	1	rechts - *right*	VPGT10..	40	3	T8	A12-W6025060

* **Ausführung außen -** ***version external***

Typ SVQC

Type SVQC

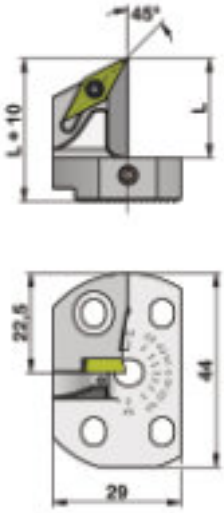

Ausführung rechts
Version right

Artikel-Nr. *article-no.*	Ausf. *type*	Platten *inserts*	L
HVWPX-SVQCR11	rechts - *right*	VC..1103..	22
HVWPX-SVQCL11	links - *left*	VC..1103..	23
HVWPLX-SVQCR11	rechts - *right*	VC..1103..	39
HVWPLX-SVQCL11	links- *left*	VC..1103..	39

Schraube / screw:	Schlüssel / *spanner*:
A12-W6025060	T8

Typ SVVC, SVUC

Type SVVC, SUVC

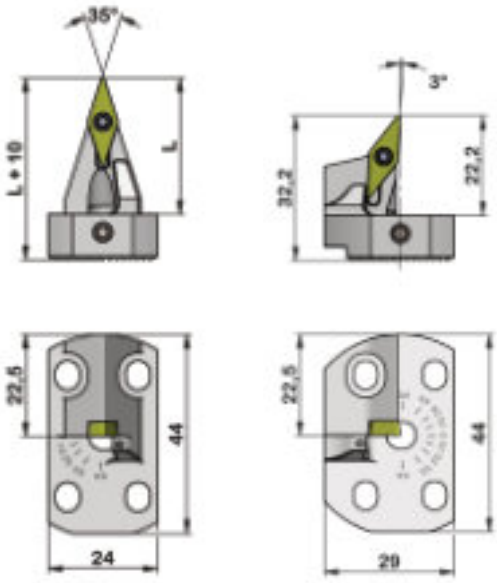

(Ausführung rechts)
(Version right)

Artikel-Nr. *article-no.*	Ausf. *type*	Platten *inserts*	L
HVWPX-SVVCN11	neutral - *centered*	VC..1103..	31
HVWPX-SVUCR11	rechts - *right*	VC..1103..	22
HVWPX-SVUCL11	links - *left*	VC..1103..	23

Schraube / *screw*:	Schlüssel / *spanner*:
A12-W6025060	T8

Typ SVNC

Type SVNC

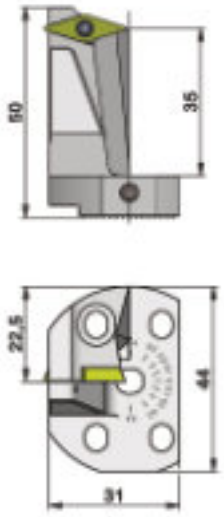

SVNCR11
(Ausführung rechts)
(Version right)

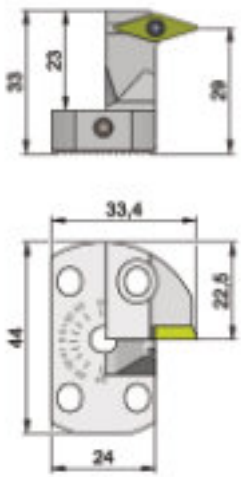

HVWPAX-SVNCR11
(Ausführung rechts außen)
(Version right external)

Artikel-Nr. *article-no.*	Ausf. *type*	Platten *inserts*	L
HVWPLX-SVNCR11	rechts - *right*	VC..1103..	40
HVWPAX-SVNCR11	rechts - *right*	VC..1103..	23

Schraube / *screw*:	Schlüssel / *spanner*:
A12-W6025060	T8

Typ STJC, STJP

Type STJC, STJP

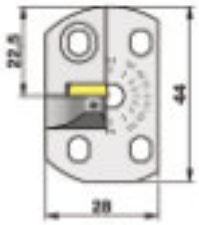

Ausführung rechts
Version right

Artikel-Nr. *article-no.*	Ausf. *type*	Platten *inserts*	L	Schlüssel *spanner*	Schraube *screw*
HVWPLX-STJCR1102	rechts - *right*	TC..1102..	40	T8	A12-W6025060

Halter für Gewindeplatten 16ER

Holders for Threading Inserts 16ER



Bild 1
(Ausführung rechts)
(Version right)

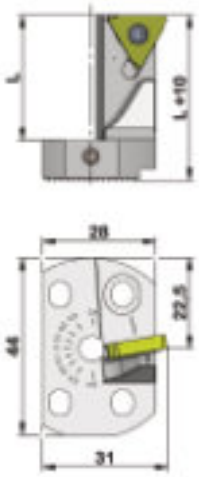

Bild 2
(Ausführung rechts außen)
(Version right)

Platten - *inserts:* 16ER/L ISO

Artikel-Nr. *article-no.*	Ausf. *type*	Winkel *angle*	L	Bild *picture*
HVWPX-16ER-0	rechts - *right*	0°	31	1
HVWPX-16ER-15	rechts - *right*	1,5°	31	1
HVWPX-16ER-3	rechts - *right*	3°	31	1
HVWPLX-16ER-0	rechts - *right*	0°	40	1
HVWPLX-16ER-15	rechts - *right*	1,5°	40	1
HVWPLX-16ER-3	rechts - *right*	3°	40	1
HVWPAX-16ER-15	rechts - *right*	1,5°	28	2
HVWPLAX-16ER-15	rechts - *right*	1,5°	40	2
HVWPLX-16EL-15 für Linksgewinde *for left hand thread*	links - *left*	1,5°	40	--

Schraube / *screw:*	Schlüssel / *spanner:*
A12-W6030100	T9

Steigungswinkel berechnen:

$$\text{Steigungswinkel} = \frac{\text{20 x Gewindesteigung}}{\text{Gewindedurchmesser}}$$

Häufigste Anwendung ist 1,5°

pitch angle evaluation:

$$\textit{pitch angle} = \frac{\textit{20 x pitch of thread}}{\textit{diameter of thread}}$$

Most common is 1,5°

Halter für BIMU-040 - Platten

Holders for BIMU-040 *Inserts*

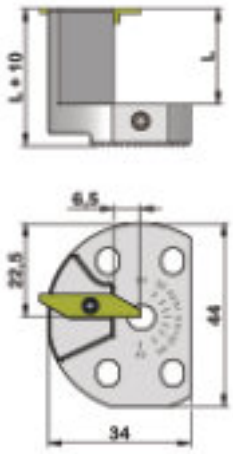

Ausführung rechts
Version right

Artikel-Nr. *article-no.*	Ausf. *type*	Platten *inserts*	L
HVWPX-BI040R	rechts - *right*	BIMU-040	23

Schraube / *screw:*	Schlüssel / *spanner:*
A12-W6025060	T8

Halter für BIMU-400 X Platten

Holders for BIMU-400 X *Inserts*

BIMU-400 X Plattensitz

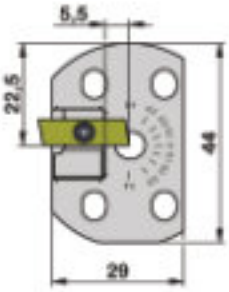

Ausführung rechts
Version right

Artikel-Nr. *article-no.*	Ausf. *type*	Platten *inserts*	B	L
HVWPX-BIX-R	rechts - *right*	BIMU-400 X	27,5	23
HVWPX-BIX-L	links - *left*	BIMU-400 X	27,5	23
HVWPLX-BIX-R	rechts - *right*	BIMU-400 X	32	40
HVWPLX-BIX-L	links - *left*	BIMU-400 X	32	40

Schraube / *screw:*	Schlüssel / *spanner:*
A12-W6030082	T9

Halter für APPLITEC - Wendeplatten

Holders for APPLITEC - inserts

TOP - Line

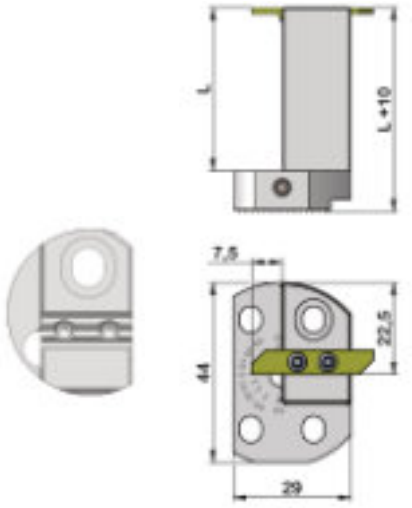

HVWPLX-APL-TOP730-L

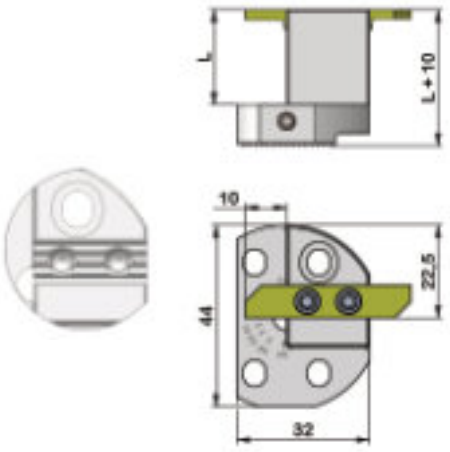

HVWPX-APL-TOP750-L

Artikel-Nr. *article-no.*	L	Für Schneidplatten Serie *for insert series*
HVWPX-APL-TOP740-R	26	TOP 74X
HVWPLX-APL-TOP740-R	43	TOP 74X

Schraube / *screw:*	Schlüssel / *spanner:*
A12-W4530070	T9

Artikel-Nr. *article-no.*	L	Für Schneidplatten Serie *for insert series*
HVWPX-APL-TOP760-R	27	TOP 76X
HVWPLX-APL-TOP760-R	44	TOP 76X

Schraube / *screw:*	Schlüssel / *spanner:*
A12-W4540089	T15

ECO - Line

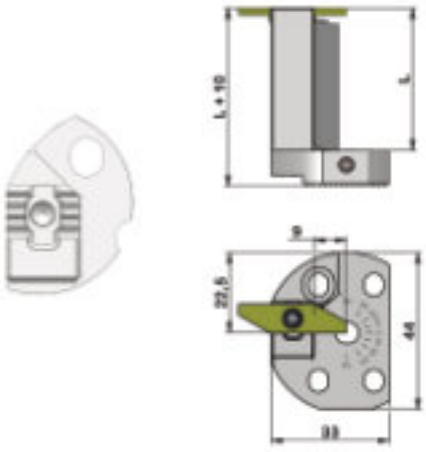

HVWPX-APL-ECO260-R

Artikel-Nr. *article-no.*	L	Für Schneidplatten Serie *for insert series*
HVWPX-APL-ECO260-R	23	ECO 26X
HVWPX-APL-ECO250-L	23	ECO 25X

Schraube / *screw:*	Schlüssel / *spanner:*
A12-W4540089	T15

MICRO TURN- Halter System Ifanger

MICRO TURN- Holder System Ifanger



Anwendungsbeispiel
Sample of application



Artikel-Nr. *article-no.*	Für Schaft *for shank*
HVWPX-IF4	Ifanger 4mm
HVWPX-IF6	Ifanger 6mm

Halter für ISCAR PICCO CUT / Dümmel

Holders for ISCAR PICCO CUT Inserts / Dümmel

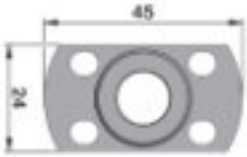

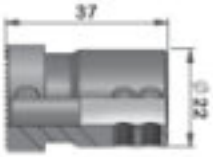

Bild 1:
Halter - *holder*

Halter - Bild 1 *holder - picture 1*
Artikel-Nr. *article-no.*
HVWPX-PICCO

Bild 2:
Einsätze mit Bohrungs-Ø d = 3 - 10 mm
Sleeves with bore-Ø d = 3 - 10 mm

Einsatz - Bild 2 *sleeves - picture 2*		
Artikel-Nr. *article-no.*		**d**
RB12-4-PICCO	Für / *for* Dümmel + Iscar Picco Cut	4
RB12-5-PICCO		5
RB12-6-PICCO		6
RB12-7-PICCO		7
RB12-8-PICCO		8
RB12-4-PICCOX	Für / *for* Iscar Picco Cut JET LINE	4,05
RB12-5-PICCOX		5,05
RB12-6-PICCOX		6,05
RB12-7-PICCOX		7,05

Halter für HORN Schneideinsätze Typ105

Holders for HORN Inserts Type 105

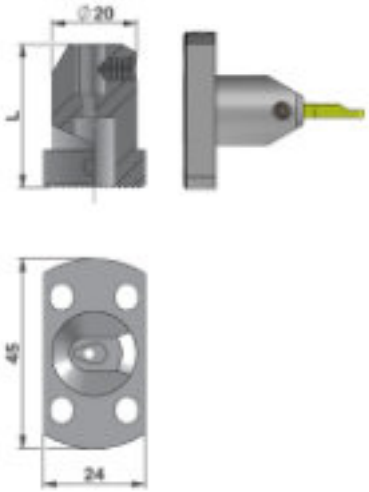

Bild 1

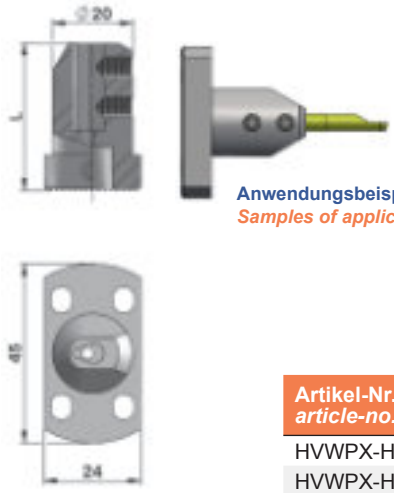

Bild 2

Anwendungsbeispiele
Samples of applications

Artikel-Nr. *article-no.*	L	Für Schneideinsatz Typ *for insert type*	Bild *picture*
HVWPX-H105K	25	105	1
HVWPX-H105	34	105	2
HVWPX-H105L	37	105 verlängert	2

Typ 110

Type 110

Anwendungsbeispiel
Sample of applications

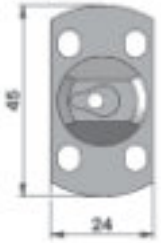

Artikel-Nr. *article-no.*	Für Schneideinsatz Typ *for insert type*
HVWPX-H110	110

Halter für FRIZZ
Mini Vollhartmetall Werkzeuge

Holders for FRIZZ
Mini Solid Carbide Tools

Bild 1:
Halter - *holder*

Halter - Bild 1 *holder - picture 1*
Artikel-Nr. ***article-no.***
HVWPX-FRIZZ



Bild 2:
Einsätze mit Bohrungs-Ø
d = 3 - 10 mm
Sleeves with
bore-Ø d = 3 - 10 mm

Einsatz - Bild 2 *sleeves - picture 2*	
Artikel-Nr. ***article-no.***	**d**
RB12-3-FRIZZ	3
RB12-4-FRIZZ	4
RB12-5-FRIZZ	5
RB12-6-FRIZZ	6
RB12-7-FRIZZ	7
RB12-8-FRIZZ	8
RB12-10-FRIZZ	10

Aufnahme für Wendeplattenhalter
10 x 10 und 12 x 12

Mounting for Insert Tool holders
10 x 10 and 12 x 12

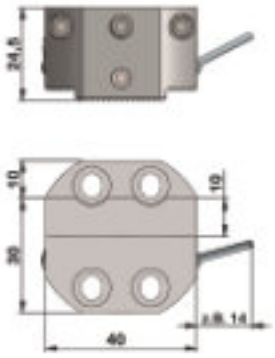

Bild 1 **R + L + überkopf einsetzbar**
Useable r., l. + overhead

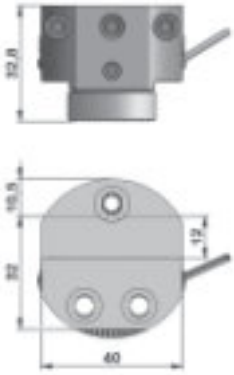

Bild 2: **R + L + überkopf einsetzbar**
Useable r., l. + overhead

Ausführung ***version*** **HVWPX-1212IK**

HVWPX-1010 **ohne IK** ***without IK***

Artikel-Nr. *article-no.*	Für Schaft *for shank*	H	Bild *picture*
HVWPX-1010IK	10 x 10	24,5	1
HVWPX-1212IK	12 x 12		2

* **ohne Adapterplatte** * ***without adapter plate***

Höhenverstellbare Werkzeugsysteme
Zangenspannfutter ER11, ER16

Height Adjustable Holders
ER11, ER16

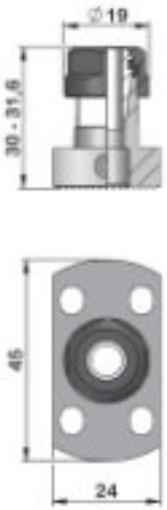

Bild 1

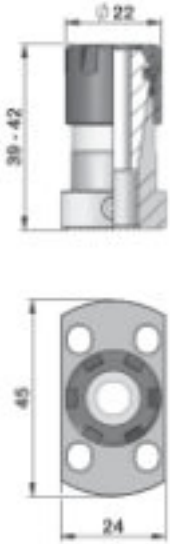

Bild 2

Artikel-Nr. *article-no.*	Ausf. / Spannbereich *type / range*	Bild *picture*
HVWPX-ER11	ER11 / 0,5-7mm	1
HVWPX-ER16	ER16 / 1-10mm	2

inklusive Spannmutter **supplied incl. nut**

Wendeplattenhalter für Rückseitenbearbeitung

Insert Holders for Backworking

Wendeplattenhalter für Rückseitenbearbeitung
Ersatzteile

Insert Holder for Backworking
Spare Parts

Teile *Parts*		Platten *Inserts*	Schrauben *Screws*	Schlüssel *Spanner*	für Halter *for Holder*
		CC..09T3	A12-W6040082	T15	**WP-STAR-SCLCR09-SW/SWIK** **WP-STAR-SCLCR09-SDUCL11-OXOSW/SWIK** **WP-STAR-SCLCR09-SDUCL11-ECOSW/SWIK** **WP-STAR-SCLCR09-SVUCL11-OXOSW/SWIK** **WP-STAR-SCLCR09-SVUCL11-ECOSW/SWIK** **WP-STAR-ER16-SCLCL09-OXOSW/SWIK** **WP-STAR-ER16-SCLCL09-ECOSW/SWIK**
		DC..11T3	A12-W6040082	T15	**WP-STAR-SDUCR11-SW/SWIK** **WP-STAR-SCLCR09-SDUCL11-OXOSW/SWIK** **WP-STAR-SCLCR09-SDUCL11-ECOSW/SWIK** **WP-STAR-SVQCR11-SDUCL11-OXOSW/SWIK** **WP-STAR-SVQCR11-SDUCL11-ECOSW/SWIK**
		VB..1604	A12-W6040082	T15	**WP-STAR-SVUBR16-SW/SWIK**
		VC..1103	A12-W6025060	T8	**WP-STAR-SVUCR11-SW/SWIK** **WP-STAR-SCLCR09-SVUCL11-OXOSW/SWIK** **WP-STAR-SCLCR09-SVUCL11-ECOSW/SWIK** **WP-STAR-SVQCR11-SDUCL11-OXOSW/SWIK** **WP-STAR-SVQCR11-SDUCL11-ECOSW/SWIK**
		BIMU 1040 R	A12-W6035090	T15	**WP-STAR-SCLCR09-SDUCL11-OXOSW/SWIK** **WP-STAR-SCLCR09-SVUCL11-OXOSW/SWIK** **WP-STAR-SVQCR11-SDUCL11-OXOSW/SWIK** **WP-STAR-ER16-SCLCL09-OXOSW/SWIK**
		BIMU 1040 L	A12-W6035090	T15	**WP-STAR-SCLCR09-SDUCL11-OXOSW/SWIK** **WP-STAR-SCLCR09-SVUCL11-OXOSW/SWIK** **WP-STAR-SVQCR11-SDUCL11-OXOSW/SWIK** **WP-STAR-ER16-SCLCL09-OXOSW/SWIK**
		Gewindeplatte 16ER . .	A12-W6035120	T10	**WP-STAR-ER16-SCLCL09-OXOSW/SWIK** **WP-STAR-ER16-SCLCL09-ECOSW/SWIK**
		APPLITEC ECO 25X	A12-W4540089	T15	**WP-STAR-SCLCR09-SDUCL11-ECOSW/SWIK** **WP-STAR-SCLCR09-SVUCL11-ECOSW/SWIK** **WP-STAR-SVQCR11-SDUCL11-ECOSW/SWIK** **WP-STAR-ER16-SCLCL09-ECOSW/SWIK**
		APPLITEC ECO 26X	A12-W4540089	T15	**WP-STAR-SCLCR09-SDUCL11-ECOSW/SWIK** **WP-STAR-SCLCR09-SVUCL11-ECOSW/SWIK** **WP-STAR-SVQCR11-SDUCL11-ECOSW/SWIK** **WP-STAR-ER16-SCLCL09-ECOSW/SWIK**
Unterlegplatte *Spacer*		UR16-01M	(s. auch S. 212) *(see also page 212)*		**WP-STAR-ER16-SCLCL09-OXOSW/SWIK** **WP-STAR-ER16-SCLCL09-ECOSW/SWIK**
Klemmschraube *Clamping Screw*		KS-M3-T10			**WP-STAR-ER16-SCLCL09-OXOSW/SWIK** **WP-STAR-ER16-SCLCL09-ECOSW/SWIK**
Kugeldüse *Nozzle*		HVWP-KD055			**alle Halter** ***all Holders***
Schraube für Düse *Screw for Nozzle*		A98-7991-30008 (DIN 7991 - M3x8 4,8N)			**alle Halter** ***all Holders***
AK-Anschluss *AC-Pin*		A98-G1/8" (DIN 906 - G1/8")			**für alle SWAK-Halter** ***for all SWAK-Holders***
STAR-IK-Bolzen *STAR-IC-Pin*		WP-BOLT-IK-STAR			**für alle SWIK-Halter** ***for all SWIK-Holders***
O-Ring *O-Ring*		DIN 3771 - 5x1,5			**für alle SWIK-Halter** ***for all SWIK-Holders***
Halter-Schrauben *Screw for Holder*		A98-7379-40016 (ISO 7379 - M4x16)			**alle Halter** ***all Holders***

Alle Schrauben für Wendeplattenhalter s. S. 274
All screws for insert holders see page 274

Wendeplattenhalter SCLCR/L09
für Rückseitenbearbeitung mit AK (Kühlung)

Insert Holder SCLCR/L09
for Backworking with AK (coolant)

Artikel-Nr. *article-no.*	WP-STAR-SCLCR09-SW WP-STAR-SCLCL09-SW	rechte - *right* linke - *left*	Ausführung - *version*	für - *for:*	SW12RII; SB12/20R; SR20JII SV20R; SR20RIV; SW20; SR38

Platte: *Insert:*	CC..09T3	Schraube: *Screw:*	A12-W6040082	Schlüssel: *Wrench:*	T15

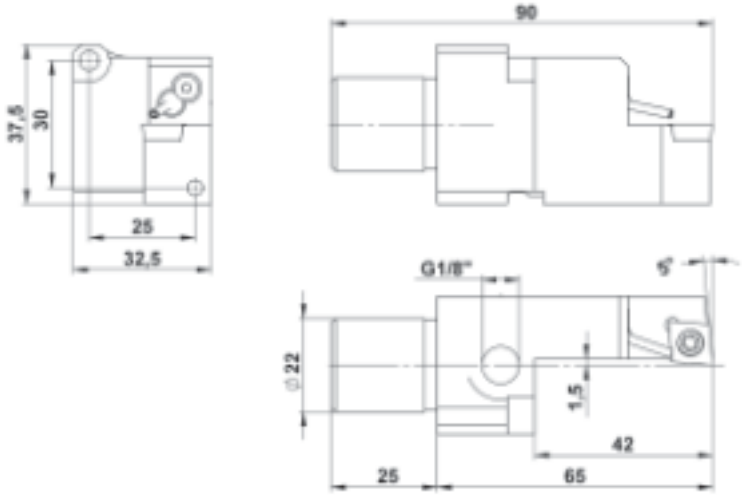

Wendeplattenhalter SCLCR/L09
für Rückseitenbearbeitung mit IK (Kühlung)

Insert Holder SCLCR/L09
for Backworking with IK (coolant)

Artikel-Nr. *article-no.*	WP-STAR-SCLCR09-SWIK WP-STAR-SCLCL09-SWIK	rechte - *right* linke - *left*	Ausführung - *version*	für - *for:*	SR38; SR32JII

Platte: *Insert:*	CC..09T3	Schraube: *Screw:*	A12-W6040082	Schlüssel: *Wrench:*	T15

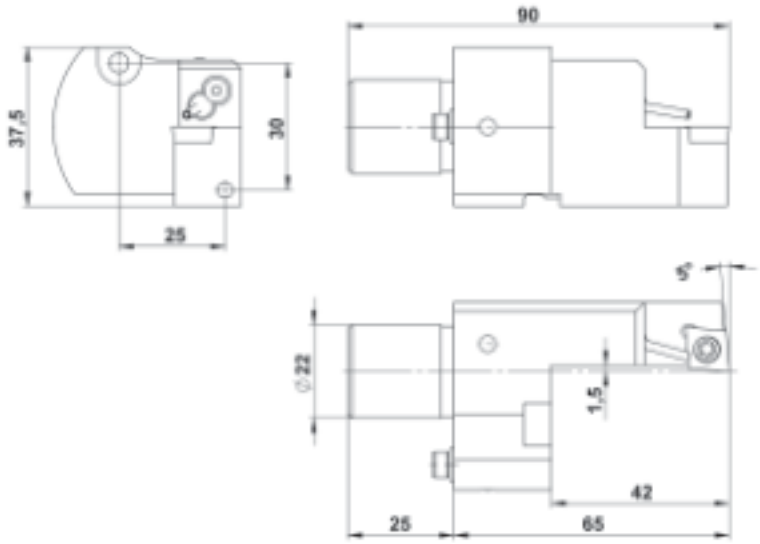

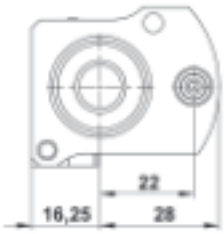

Wendeplattenhalter SDUCR/L11
für Rückseitenbearbeitung mit AK (Kühlung)

Insert Holder SDUCR/L11
for Backworking with AK (coolant)

Artikel-Nr. *article-no.*	WP-STAR-SDUCR11-SW WP-STAR-SDUCL11-SW	rechte - *right* linke - *left*	Ausführung - *version*	für - *for:*	SW12RII; SB12/20R; SR20JII SV20R; SR20RIV; SW20; SR38

Platte: *Insert:*	DC..11T3	Schraube: *Screw:*	A12-W6040082	Schlüssel: *Wrench:*	T15

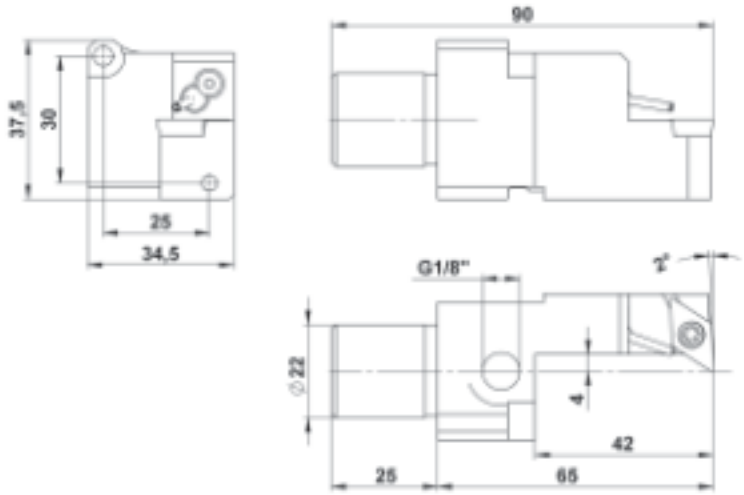

Wendeplattenhalter SDUCR/L11
für Rückseitenbearbeitung mit IK (Kühlung)

Insert Holder SDUCR/L11
for Backworking with IK (coolant)

Artikel-Nr. *article-no.*	WP-STAR-SDUCR11-SWIK WP-STAR-SDUCL11 -SWIK	rechte - *right* linke - *left*	Ausführung - *version*	für - *for:*	SR38; SR32JII

Platte: *Insert:*	DC..11T3	Schraube: *Screw:*	A12-W6040082	Schlüssel: *Wrench:*	T15

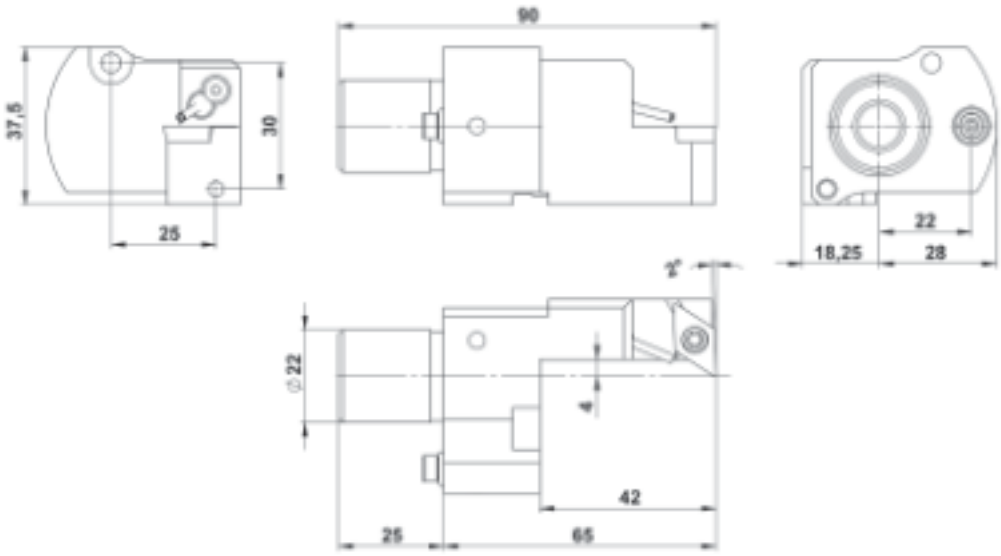

Wendeplattenhalter SVUBR16
für Rückseitenbearbeitung mit AK (Kühlung)

Insert Holder SVUBR16
for Backworking with AK (coolant)

Artikel-Nr. *article-no.*	WP-STAR-SVUBR16-SW	(rechte Ausführung) *(right version)*	für - *for:*	SW12RII; SB12/20R; SR20JII SV20R; SR20RIV; SW20; SR38

Platte: *Insert:*	VB..1604	Schraube: *Screw:*	A12-W6040082	Schlüssel: *Wrench:*	T15

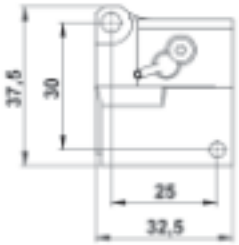

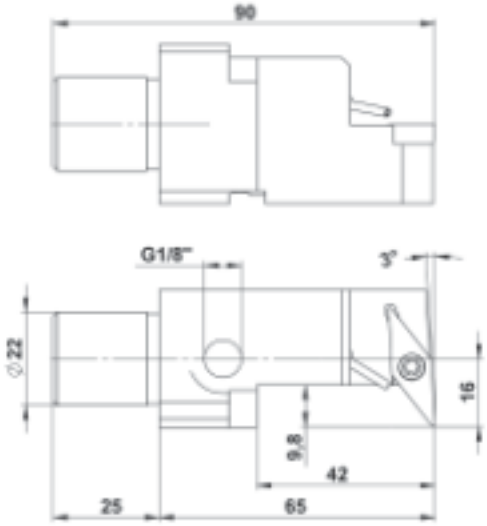

Wendeplattenhalter SVUBR16
für Rückseitenbearbeitung mit IK (Kühlung)

Insert Holder SVUBR16
for Backworking with IK (coolant)

Artikel-Nr. *article-no.*	WP-STAR-SVUBR16-SWIK	(rechte Ausführung) *(right version)*	für - for:	SR38; SR32JII

Platte: *Insert:*	VB..1604	Schraube: *Screw:*	A12-W6040082	Schlüssel: *Wrench:*	T15

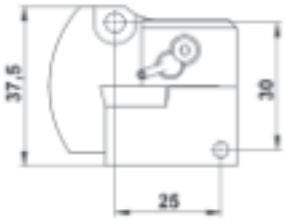

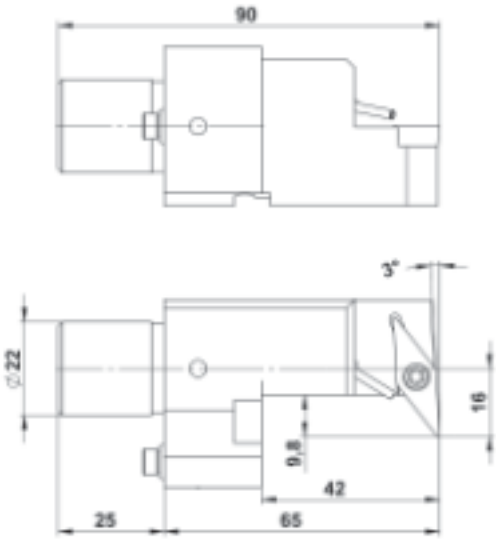

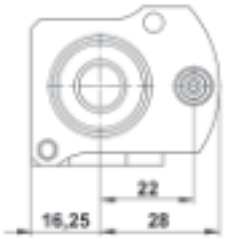



Wendeplattenhalter SVUCR11
für Rückseitenbearbeitung mit AK (Kühlung)

Insert Holder SVUCR11
for Backworking with AK (coolant)

Artikel-Nr. *article-no.*	WP-STAR-SVUCR11-SW	(rechte Ausführung) *(right version)*	für - for:	SW12RII; SB12/20R; SR20JII SV20R; SR20RIV; SW20; SR38

Platte: *Insert:*	VC..1103	Schraube: *Screw:*	A12-W6025060	Schlüssel: *Wrench:*	T8

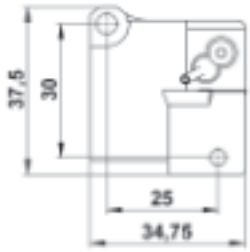

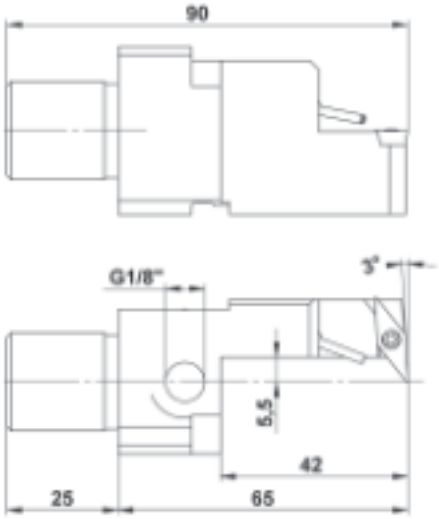

auch in linker Ausführung verfügbar

also available in left version

Wendeplattenhalter SVUCR11
für Rückseitenbearbeitung mit IK (Kühlung)

Insert Holder SVUCR11
for Backworking with IK (coolant)

Artikel-Nr. *article-no.*	WP-STAR-SVUCR11-SWIK	(rechte Ausführung) *(right version)*	für - for:	SR38; SR32JII

Platte: *Insert:*	VC..1103	Schraube: *Screw:*	A12-W6025060	Schlüssel: *Wrench:*	T8

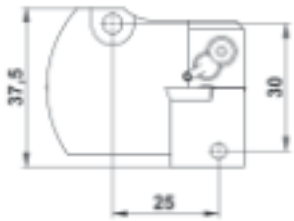

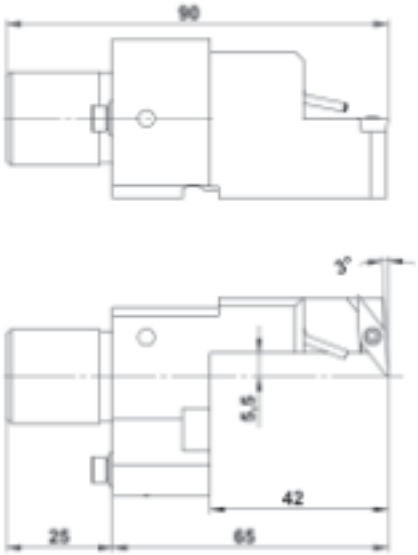

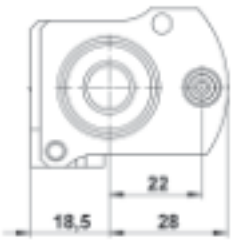



Wendeplattenhalter 16ER (Gewinde)
für Rückseitenbearbeitung mit AK (Kühlung)

Insert Holder 16ER (Threading)
for Backworking with AK (coolant)

Artikel-Nr. *article-no.*	WP-STAR-16ER-SW	rechte - *right* Ausführung - *version*	für - *for:*	*SW12RII; SB12/20R; SR20JII SV20R; SR20RIV; SW20; SR38*

Platte: *Insert:*	16ER	Schraube: *Screw:*	A12-W6035120	Schlüssel: *Wrench:*	T10

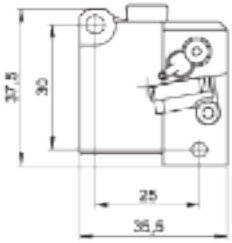

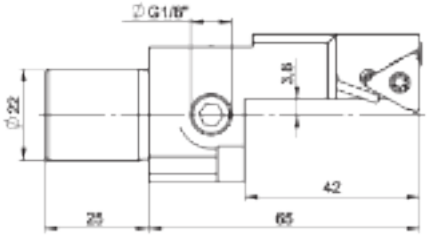

Wendeplattenhalter SCLCR09 / SDUCL11
für Rückseitenbearbeitung mit AK (Kühlung)

Insert Holder SCLCR09 / SDUCL11
for Backworking with AK (coolant)

*	Artikel-Nr. *article-no.*	WP-STAR-SCLCR09-SDUCL11-OXOSW (BIMU-Platte - insert)	für - *for:*	*SW12RII; SB12/20R; SR20JII SV20R; SR20RIV; SW20; SR38*

Platte rechts - *insert right:* CC..09T3 **Platte links** - *insert left:* DC..11T3

Einstichplatte stirnseitig - *cut-in insert frontal :* BIMU 1040 R / L

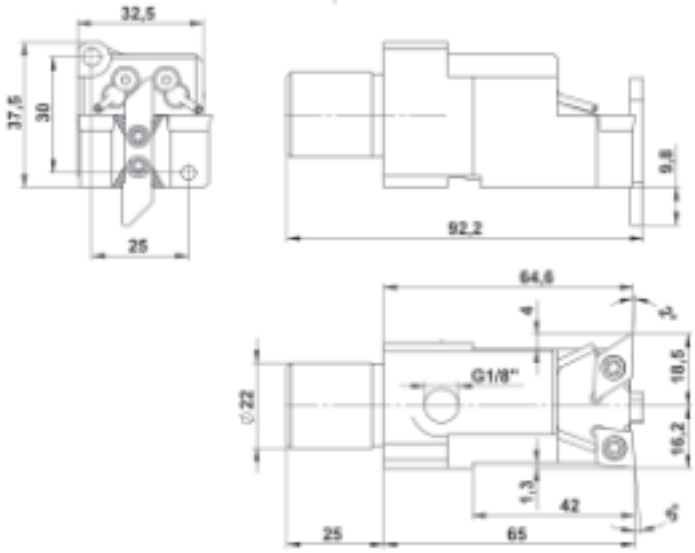

Schneidpositionen aller Platten sind auf dem Halter beschriftet
*** Ausverkaufsartikel**

Cutting positions of all inserts are marked on the holder
**** sellout article***

Wendeplattenhalter SCLCR09 / SDUCL11
für Rückseitenbearbeitung mit IK (Kühlung)

Insert Holder SCLCR09 / SDUCL11
for Backworking with IK (coolant)

*	Artikel-Nr. *article-no.*	WP-STAR-SCLCR09-SDUCL11-OXOSWIK (BIMU-Platte - insert)	für - for:	*SR38; SR32JII*

Platte rechts - *insert right:* CC..09T3 **Platte links** - *insert left:* DC..11T3

Einstichplatte stirnseitig - *cut-in insert frontal :* BIMU 1040 R / L

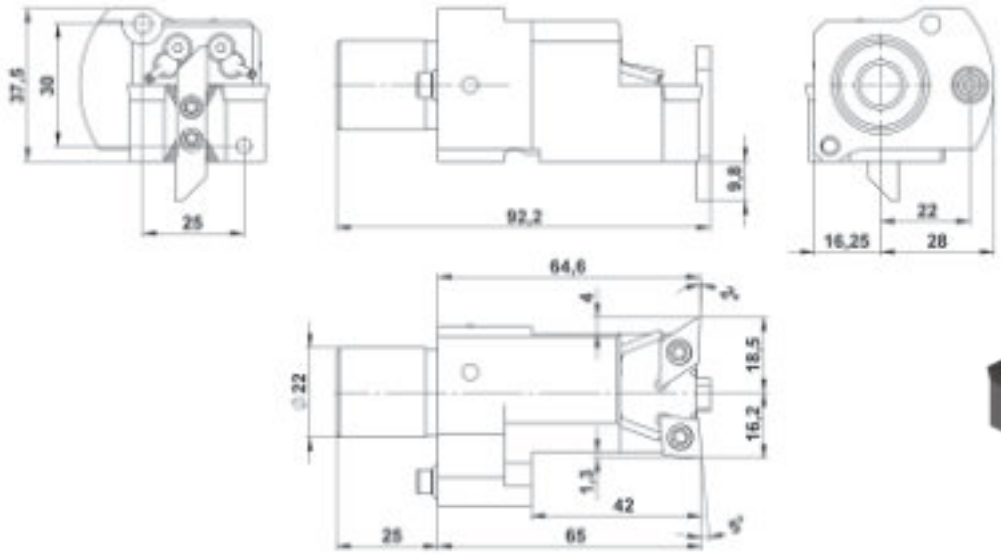

Schneidpositionen aller Platten sind auf dem Halter beschriftet
*** Ausverkaufsartikel**

Cutting positions of all inserts are marked on the holder
**** sellout article***

Wendeplattenhalter SCLCR09 / SVUCL11
für Rückseitenbearbeitung mit AK (Kühlung)

Insert Holder SCLCR09 / SVUCL11
for Backworking with AK (coolant)

* Artikel-Nr. *article-no.*	WP-STAR-SCLCR09-SVUCL11-OXOSW (BIMU-Platte - insert)	für - *for:*	*SW12RII; SB12/20R; SR20JII SV20R; SR20RIV; SW20; SR38*

Platte rechts - *insert right:* **CC..09T3** **Platte links** - *insert left:* **VC..1103**

Einstichplatte stirnseitig - *cut-in insert frontal :* **BIMU 1040 R / L**

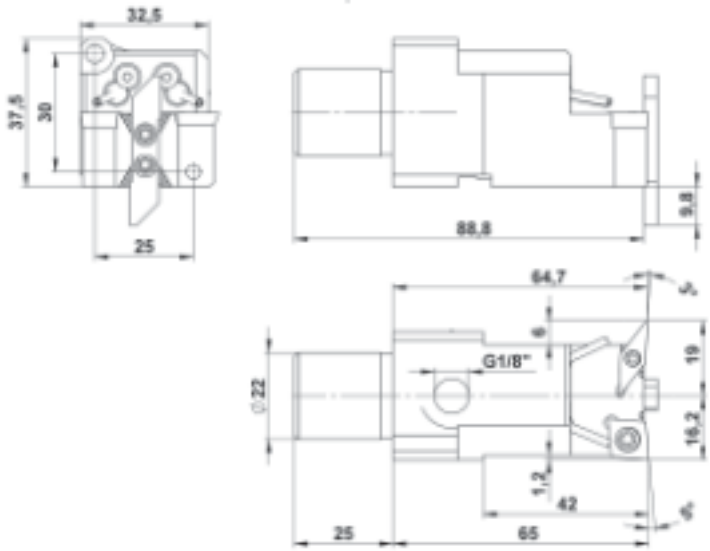

Schneidpositionen aller Platten sind auf dem Halter beschriftet
*** Ausverkaufsartikel**

Cutting positions of all inserts are marked on the holder
**** sellout article***

Wendeplattenhalter SCLCR09 / SVUCL11
für Rückseitenbearbeitung mit IK (Kühlung)

Insert Holder SCLCR09 / SVUCL11
for Backworking with IK (coolant)

* Artikel-Nr. *article-no.*	WP-STAR-SCLCR09-SVUCL11-OXOSWIK (BIMU-Platte - insert)	*für - for:*	*SR38; SR32JII;*

Platte rechts - *insert right:* **CC..09T3** **Platte links** - *insert left:* **VC..1103**

Einstichplatte stirnseitig - *cut-in insert frontal :* **BIMU 1040 R / L**

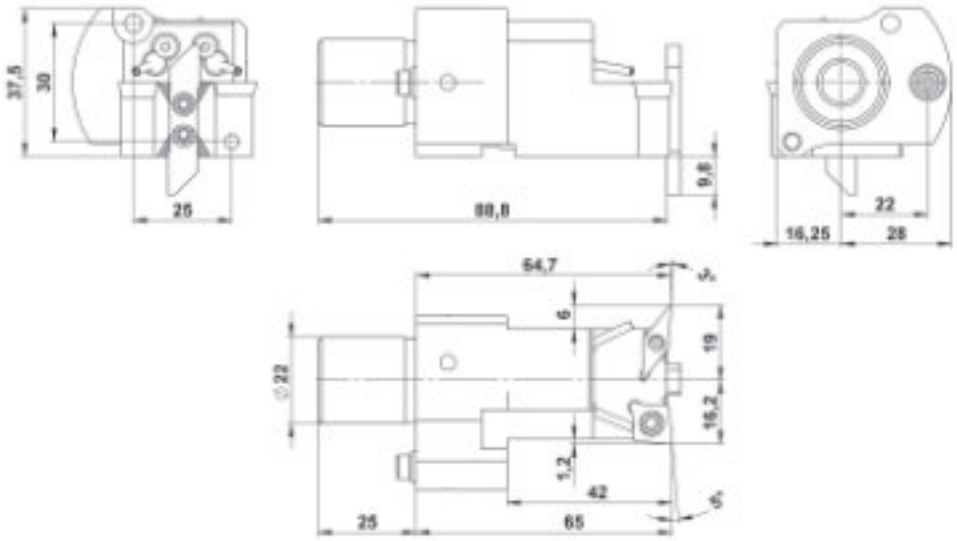

Schneidpositionen aller Platten sind auf dem Halter beschriftet
*** Ausverkaufsartikel**

Cutting positions of all inserts are marked on the holder
**** sellout article***

Wendeplattenhalter SVQCR11 / SDUCL11
für Rückseitenbearbeitung mit AK (Kühlung)

Insert Holder SVQCR11 / SDUCL11
for Backworking with AK (coolant)

*	Artikel-Nr. *article-no.*	WP-STAR-SVQCR11-SDUCL11-OXOSW (BIMU-Platte - insert)	für - for:	SW12RII; SB12/20R; SR20JII SV20R; SR20RIV; SW20; SR38

Platte rechts - *Insert right:* **VC..1103** **Platte links** - *Insert left:* **DC..11T3**

Einstichplatte stirnseitig - *cut-in insert frontal :* **BIMU 1040 R / L**

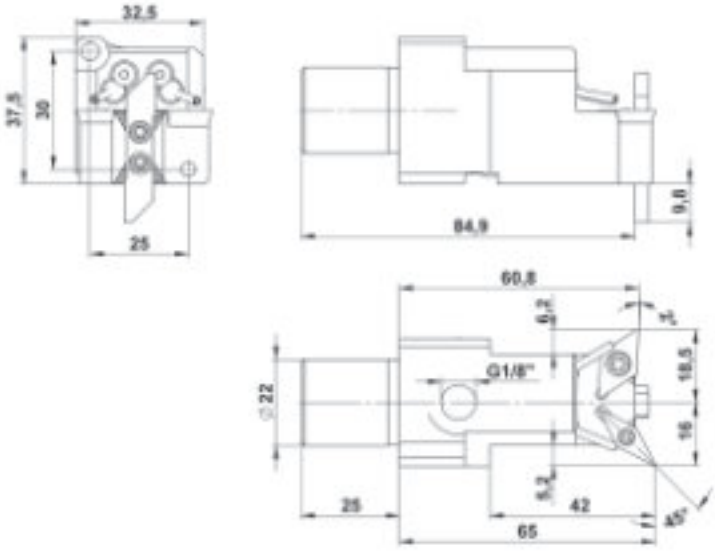

Schneidpositionen aller Platten sind auf dem Halter beschriftet
*** Ausverkaufsartikel**

Cutting positions of all inserts are marked on the holder
**** sellout article***

Wendeplattenhalter SVQCR11 / SDUCL11
für Rückseitenbearbeitung mit IK (Kühlung)

Insert Holder SVQCR11 / SDUCL11
for Backworking with IK (coolant)

*	Artikel-Nr. *article-no.*	WP-STAR-SVQCR11-SDUCL11-OXOSWIK (BIMU-Platte - insert)	für - for:	SR38; SR32JII

Platte rechts - *Insert right:* **VC..1103** **Platte links** - *Insert left:* **DC..11T3**

Einstichplatte stirnseitig - *cut-in insert frontal :* **BIMU 1040 R / L**

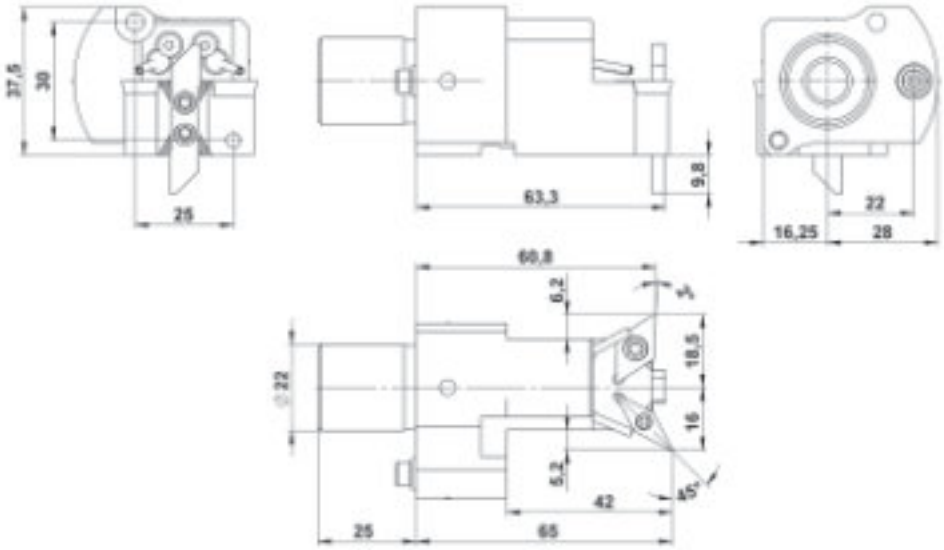

Schneidpositionen aller Platten sind auf dem Halter beschriftet
*** Ausverkaufsartikel**

Cutting positions of all inserts are marked on the holder
**** sellout article***

Wendeplattenhalter 16ER / SCLCL09
für Rückseitenbearbeitung mit AK (Kühlung)

Insert Holder 16ER / SCLCL09
for Backworking with AK (coolant)

* Artikel-Nr. *article-no.*	WP-STAR-ER16-SCLCL09-OXOSW (BIMU-Platte - insert)	für - for:	SW12RII; SB12/20R; SR20JII SV20R; SR20RIV; SW20; SR38

Platte rechts - *Insert right:* **Gewindeplatte 16ER** - *threading insert 16ER* **Platte links** - *Insert left:* **CC..09T3**

Einstichplatte stirnseitig - *cut-in insert frontal :* **BIMU 1040 R / L**

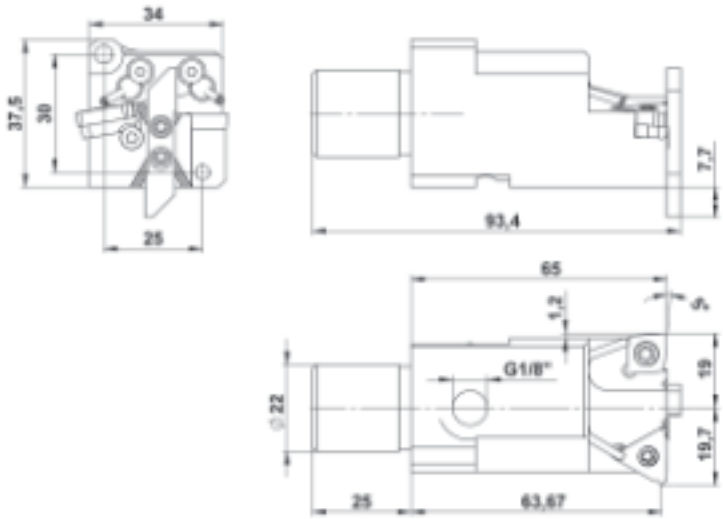

Schneidpositionen aller Platten sind auf dem Halter beschriftet
*** Ausverkaufsartikel**

Cutting positions of all inserts are marked on the holder
**** sellout article***

Wendeplattenhalter 16ER / SCLCL09
für Rückseitenbearbeitung mit IK (Kühlung)

Insert Holder 16ER / SCLCL09
for Backworking with IK (coolant)

* Artikel-Nr. *article-no.*	WP-STAR-ER16-SCLCL09-OXOSWIK (BIMU-Platte - insert)	für - for:	SR38; SR32JII

Platte rechts - *insert right:* **Gewindeplatte 16ER** - *threading insert 16ER* **Platte links** - *insert left:* **CC..09T3**

Einstichplatte stirnseitig - *cut-in insert frontal :* **BIMU 1040 R / L**

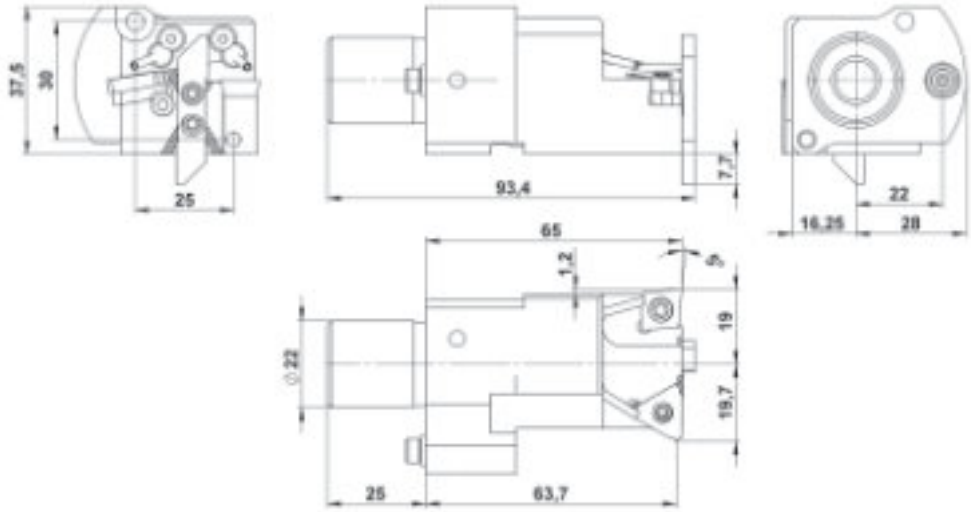

Schneidpositionen aller Platten sind auf dem Halter beschriftet
*** Ausverkaufsartikel**

Cutting positions of all inserts are marked on the holder
**** sellout article***

Wendeplattenhalter SCLCR09 / SDUCL11
für Rückseitenbearbeitung mit AK (Kühlung)

Insert Holder SCLCR09 / SDUCL11
for Backworking with AK (coolant)

* Artikel-Nr. *article-no.*	WP-STAR-SCLCR09-SDUCL11-ECOSW (APPLITEC-Platte - insert)	für - for:	SW12RII; SB12/20R; SR20JII SV20R; SR20RIV; SW20; SR38

Platte rechts - *insert right:* **CC..09T3** **Platte links** - *insert left:* **DC..11T3**

Einstichplatte stirnseitig - *cut-in insert frontal :* **APPLITEC ECO 25X / 26X**

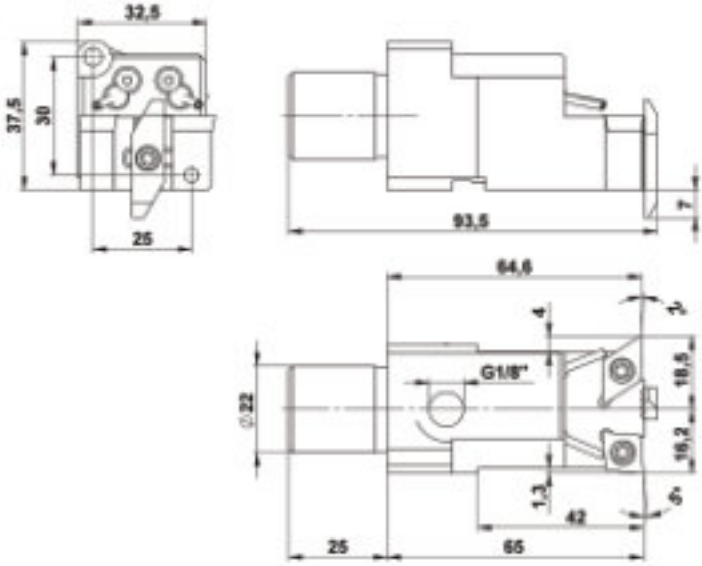

Schneidpositionen aller Platten sind auf dem Halter beschriftet
*** Ausverkaufsartikel**

Cutting positions of all inserts are marked on the holder
**** sellout article***

Wendeplattenhalter SCLCR09 / SDUCL11
für Rückseitenbearbeitung mit AK (Kühlung)

Insert Holder SCLCR09 / SDUCL11
for Backworking with IK (coolant)

* Artikel-Nr. *article-no.*	WP-STAR-SCLCR09-SDUCL11-ECOSWIK (APPLITEC-Platte - insert)	für - for:	SR38; SR32JII

Platte rechts - *insert right:* **CC..09T3** **Platte links** - *insert left:* **DC..11T3**

Einstichplatte stirnseitig - *cut-in insert frontal :* **APPLITEC ECO 25X / 26X**

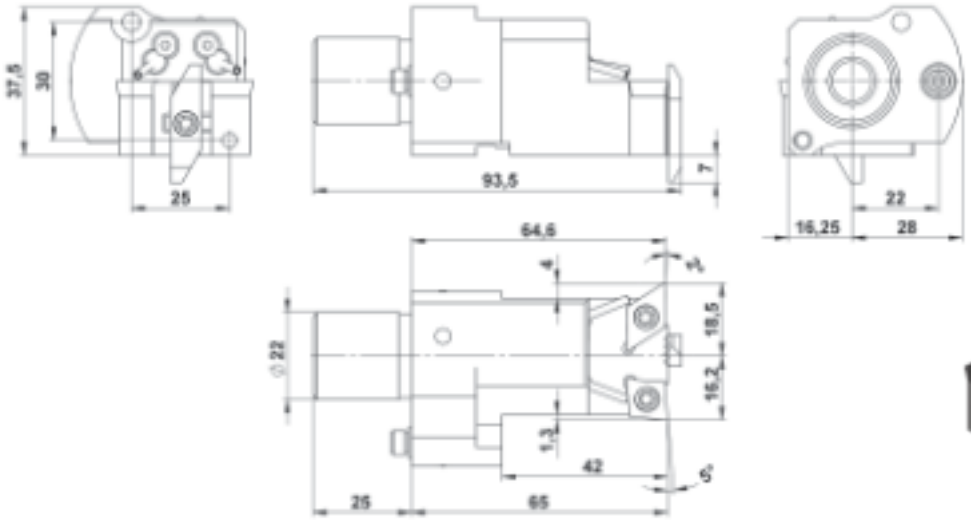

Schneidpositionen aller Platten sind auf dem Halter beschriftet
*** Ausverkaufsartikel**

Cutting positions of all inserts are marked on the holder
**** sellout article***

Wendeplattenhalter SCLCR09 / SVUCL11
für Rückseitenbearbeitung mit AK (Kühlung)

Insert Holder SCLCR09 / SVUCL11
for Backworking with AK (coolant)

*	Artikel-Nr. *article-no.*	WP-STAR-SCLCR09-SVUCL11-ECOSW (APPLITEC-Platte - insert)	für - for:	SW12RII; SB12/20R; SR20JII SV20R; SR20RIV; SW20; SR38

Platte rechts - *insert right:* CC..09T3 **Platte links** - *insert left:* VC..1103

Einstichplatte stirnseitig - *cut-in insert frontal :* APPLITEC ECO 25X / 26X

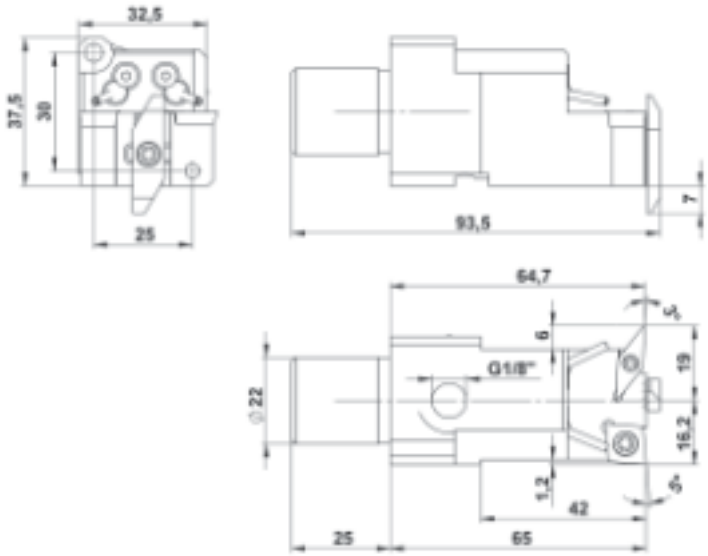

Schneidpositionen aller Platten sind auf dem Halter beschriftet
*** Ausverkaufsartikel**

Cutting positions of all inserts are marked on the holder
**** sellout article***

Wendeplattenhalter SCLCR09 / SVUCL11
für Rückseitenbearbeitung mit IK (Kühlung)

Insert Holder SCLCR09 / SVUCL11
for Backworking with IK (coolant)

*	Artikel-Nr. *article-no.*	WP-STAR-SCLCR09-SVUCL11-ECOSWIK (APPLITEC-Platte - insert)	für - for:	SR38; SR32JII

Platte rechts - *insert right:* CC..09T3 **Platte links** - *insert left:* VC..1103

Einstichplatte stirnseitig - *cut-in insert frontal :* APPLITEC ECO 25X / 26X

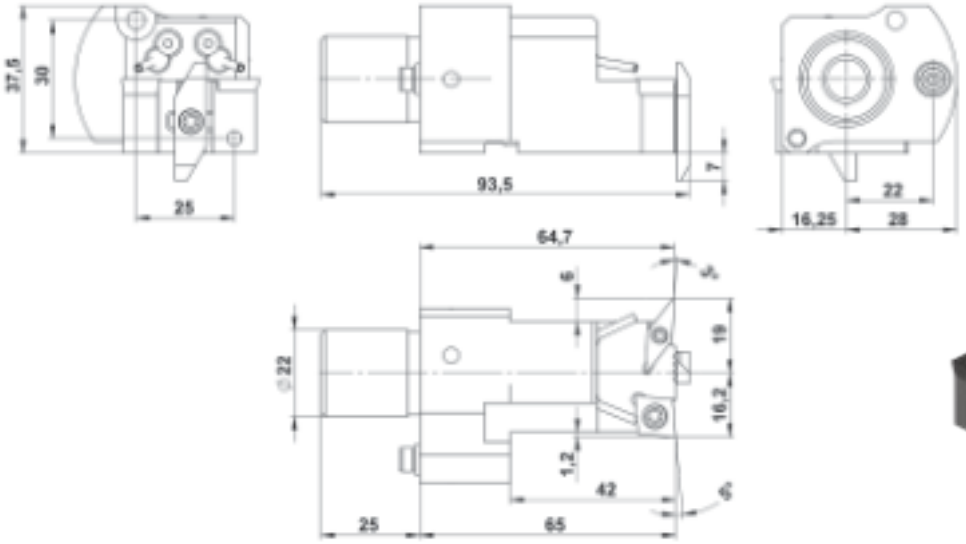

Schneidpositionen aller Platten sind auf dem Halter beschriftet
*** Ausverkaufsartikel**

Cutting positions of all inserts are marked on the holder
**** sellout article***

Wendeplattenhalter SVQCR11 / SDUCL11
für Rückseitenbearbeitung mit AK (Kühlung)

Insert Holder SVQCR11 / SDUCL11
for Backworking with AK (coolant)

*	Artikel-Nr. *article-no.*	WP-STAR-SVQCR11-SDUCL11-ECOSW (APPLITEC-Platte - insert)	für - for:	SW12RII; SB12/20R; SR20JII SV20R; SR20RIV; SW20; SR38

Platte rechts - *Insert right:* VC..1103 **Platte links** - *Insert left:* DC..11T3

Einstichplatte stirnseitig - *cut-in insert frontal :* APPLITEC ECO 25X / 26X

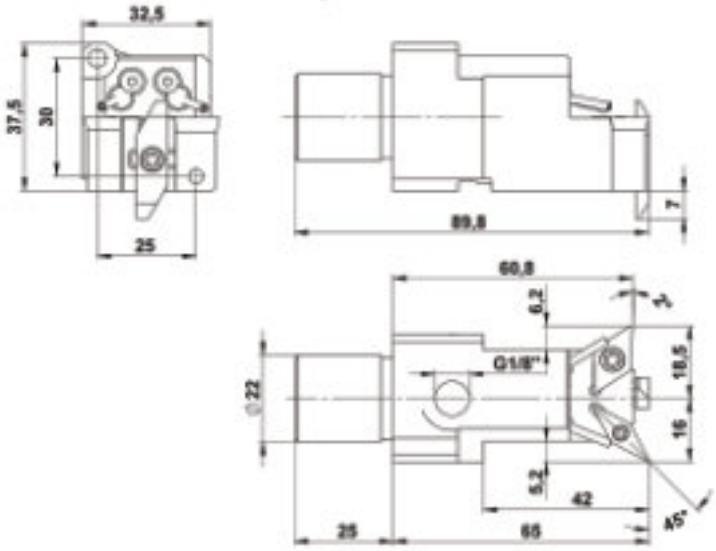

Schneidpositionen aller Platten sind auf dem Halter beschriftet
*** Ausverkaufsartikel**

Cutting positions of all inserts are marked on the holder
**** sellout article***

Wendeplattenhalter SVQCR11 / SDUCL11
für Rückseitenbearbeitung mit IK (Kühlung)

Insert Holder SVQCR11 / SDUCL11
for Backworking with IK (coolant)

*	Artikel-Nr. *article-no.*	WP-STAR-SVQCR11-SDUCL11-ECOSWIK (APPLITEC-Platte-insert)	für - *for:*	SR38; SR32JII

Platte rechts - *Insert right:* VC..1103 **Platte links** - *Insert left:* DC..11T3

Einstichplatte stirnseitig - *cut-in insert frontal :* APPLITEC ECO 25X / 26X

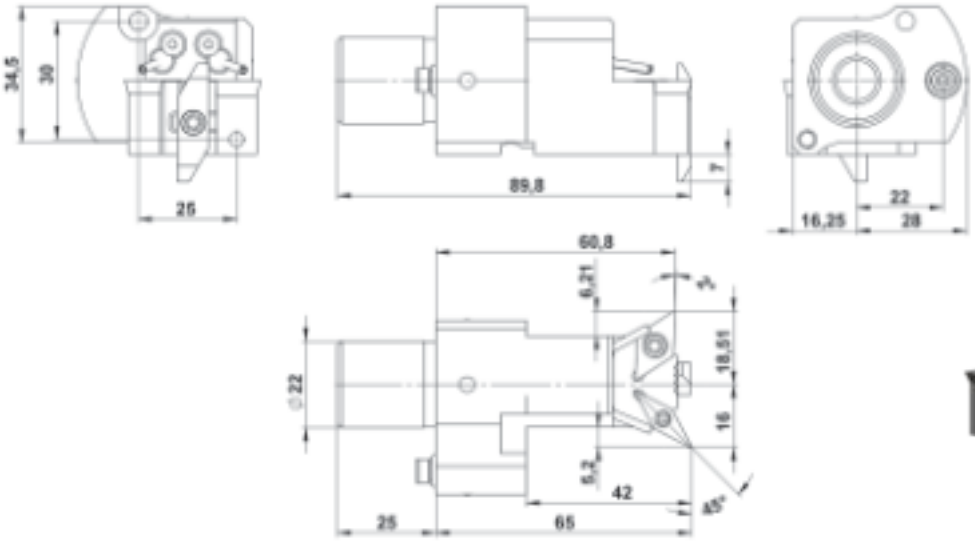

Schneidpositionen aller Platten sind auf dem Halter beschriftet
*** Ausverkaufsartikel**

Cutting positions of all inserts are marked on the holder
**** sellout article***

Wendeplattenhalter 16ER / SCLCL09
für Rückseitenbearbeitung mit AK (Kühlung)

Insert Holder 16ER / SCLCL09
for Backworking with AK (coolant)

*	Artikel-Nr. *article-no.*	WP-STAR-ER16-SCLCL09-ECOSW (APPLITEC-Platte - insert)	für - for:	SW12RII; SB12/20R; SR20JII SV20R; SR20RIV; SW20; SR38

Platte rechts - ***Insert right:*** **Gewindeplatte 16ER** - ***threading insert 16ER*** **Platte links** - ***Insert left:*** **CC..09T3**

Einstichplatte stirnseitig - ***cut-in insert frontal :*** **APPLITEC ECO 25X / 26X**

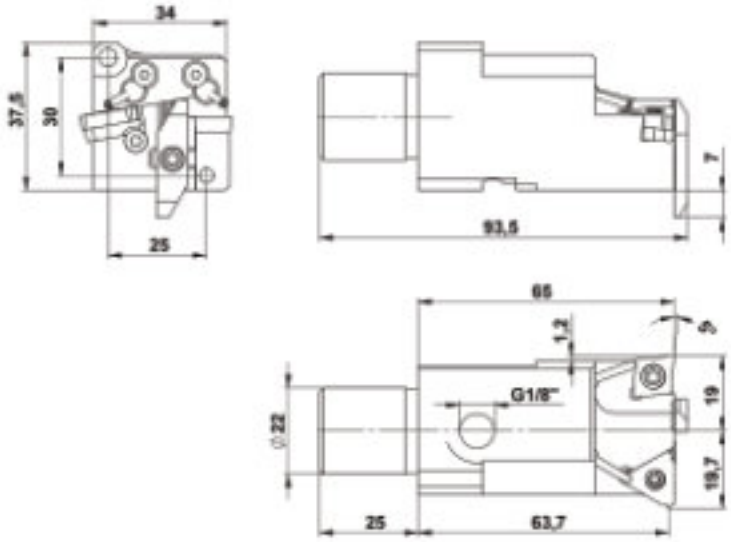

Schneidpositionen aller Platten sind auf dem Halter beschriftet
*** Ausverkaufsartikel**

Cutting positions of all inserts are marked on the holder
**** sellout article***

VHM - Bohrstangen
Carbide Boring Bars

Bohrstangen aus Voll-Hartmetall (VHM)

Carbide Boring Bars

- VHM-Bohrstangen mit Wendeschneidplatten, zur Innen- und Außenbearbeitung
- höchste Maßgenauigkeit und beste Oberflächengüte
- durch die Ausführung in VHM und durch Kühlmittelbohrungen zur Innenkühlung speziell für tiefe Bohrungen, punktgenaue Kühlmittelzufuhr
- Bohr-Ø ab 5mm, Bohrtiefe bis 10 x D
- sehr gute Schwingungsdämpfung
- angeschliffene Fläche - kein Ausrichten erforderlich

- *Carbide boring bars with inserts for internal and external machining*
- *Highest precision and surface quality*
- *Especially for deep bores*
- *Bore Ø >5mm, drilling depth until 10xD*
- *Very good vibration damping*
- *Ground flat - no adjustment required*

Neue Kopfgeometrie
für erhöhte Steifigkeit und bessere Spanabfuhr

New Design for highest stiffness and a better removal of chips

Vergütete Köpfe!

Tempered heads!

Stabilität und Präzision - *Stability and precision*

Neue Kopfgeometrie:
New geometry:

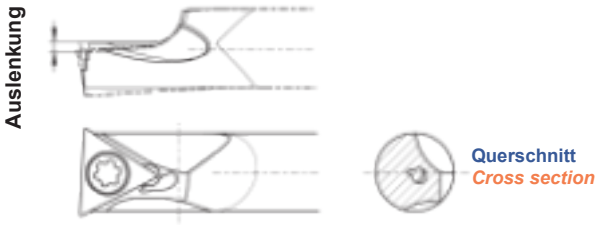

Höchste Steifigkeit durch Verkürzung des Lasthebels und günstigeres Biegeprofil
Highest stiffness as a result of a shorter load arm and a better profile

Herkömmliche Bohrstange:
Conventional *boring bar:*



Oberflächenqualität und Sicherheit - *Surface quality and safety*

Neues Spankammerdesign
für verbesserte Spanabfuhr:
New chip space design for better removal of chips

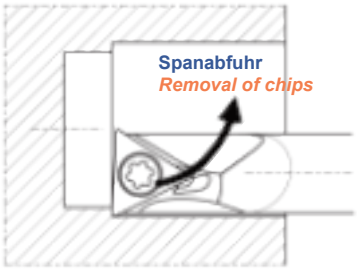

Ideale Spanabfuhr verbessert die Oberflächenqualität und reduziert den Werkzeugverschleiß
Perfect removal of chips effects a better surface quality and reduces tool wear

Herkömmliche Bohrstange:
Conventional *boring bar*

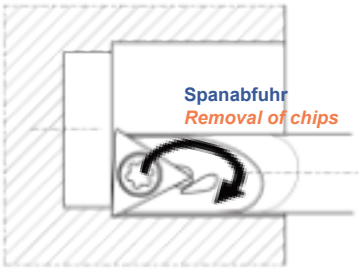

VHM - Bohrstangen
für höchste Präzision

Carbide Boring Bars
for highest precision

Übersicht: Halter für Platten . . .

Overview: Holders for Inserts . . .

	Platten - *Inserts*	Seite - *Page*
	CC . . 0301 / 0401 / 0602 / 09T3 CP . . 04T1 / 05T1	263 - 264
	DC . .0702 / 11T3	264 - 265
	TB . . 0601 TC . . 0902 / 1102 TP . . 07T1 / 0802 / 0902	266 - 267
	VC . . 0702 / 1103	268 - 269
	WB . . 0601 WC . . 0201	270

Alle Schrauben für Wendeplattenhalter s. S. 274
All screws for insert holders see page 274

VHM - Bohrstangen
mit Innenkühlung, für höchste Präzision

Carbide Boring Bars
also with inner coolant, for highest precision

C/E ...SCLC R/L ...SCLP R/L

Freiwinkel 7° / 11° *Clearance angle 7° / 11°*

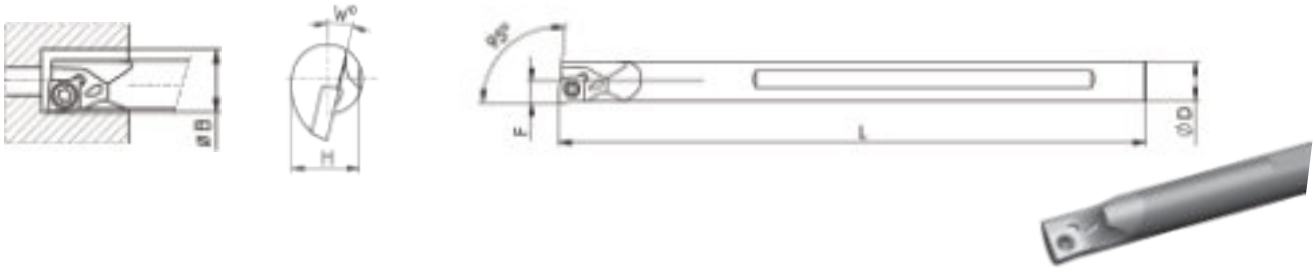

	Artikel-Nr. *article-no.*	Platte *insert*	D	L	F	W [°]	H	Bmin	IK	Schraube *screw*	Schlüssel *spanner*
	BS-C04G-SCLCR/L03	CC... 0301	4	90	2,5	14	3,6	4,8	--	A12-W6016024	T6
*	BS-C05H-SCLCR03	CC... 0301	5	100	3	11	4,5	5,8	--	A12-W6016024	T6
*	BS-C05H-SCLCL03	CC... 0301	5	100	3	11	4,5	5,8	--	A12-W6016024	T6
	BS-E06J-SCLCR04	CC... 0401	6	110	3,5	7	5,5	6,9	✓	A12-W5420033	T6
	BS-E06J-SCLPR/L04	CP... 04T1	6	110	3,5	7	5,5	6,9	✓	A12-W5420030	T6
	BS-E08K-SCLCR/L06	CC... 0602	8	125	4	10	7,5	8,9	✓	A12-W6025040	T8
	BS-E08K-SCLPR/L04	CP... 04T1	8	125	4,5	7	7,5	8,9	✓	A12-W5420035	T6
	BS-E10K-SCLCR06	CC... 0602	10	125	5,5	7	9,5	11	✓	A12-W6025040	T8
*	BS-E10K-SCLCL06	CC... 0602	10	125	5,5	7	9,5	11	✓	A12-W6025040	T8
	BS-E10M-SCLCR/L06	CC... 0602	10	150	5,5	7	9,5	11	✓	A12-W6025040	T8
	BS-E12M-SCLCR/L06	CC... 0602	12	150	6,5	7	11,5	13	✓	A12-W6025049	T8
	BS-E12Q-SCLCR06	CC... 0602	12	180	7,5	7	11,5	14	✓	A12-W6025049	T8
	BS-E12Q-SCLCR09	CC... 09T3	12	180	7,5	11	11,5	14	✓	A12-W6040060	T15
	BS-E16R-SCLCR/L09	CC... 09T3	16	200	9	7	15,5	17,5	✓	A12-W6040070	T15
*	BS-E20R-SCLCL09	CC... 09T3	20	200	12,5	7	19,5	23,2	✓	A12-W6040070	T15
	BS-E20S-SCLCR09	CC... 09T3	20	250	11	7	19,5	21,7	✓	A12-W6040082	T15
*	BS-E20S-SCLCL09	CC... 09T3	20	250	11	7	19,5	21,7	✓	A12-W6040082	T15

*** mit innerer Kühlmittelzufuhr auf Anfrage**
*** Ausverkaufsartikel**

**** with inner coolant on request***
**** sellout article***

E...SCUC R/L ..SCUP R/L

Freiwinkel 7° *Clearance angle 7°*

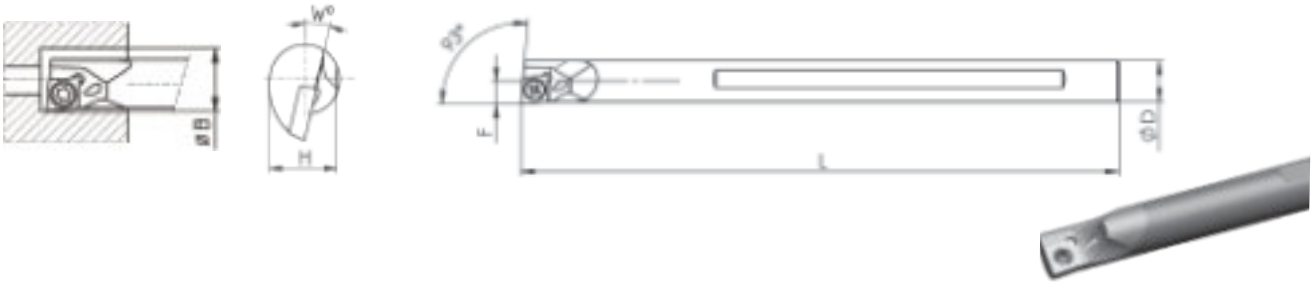

Artikel-Nr. *article-no.*	Platte *insert*	D	d	L	L2	F	W [°]	H	Bmin	IK	Schraube *screw*	Schlüssel *spanner*
BS-E08K-SCUCR06	CC... 0602	8	--	125	--	4,8	10	7,5	9,2	✓	A12-W6025040	T8
BS-E0810J-SCUPR/L05	CC... 05T1	10	8	110	36	5,8	5	9,5	10,2			

E...SDQC R/L

Freiwinkel 7° *Clearance angle 7°*

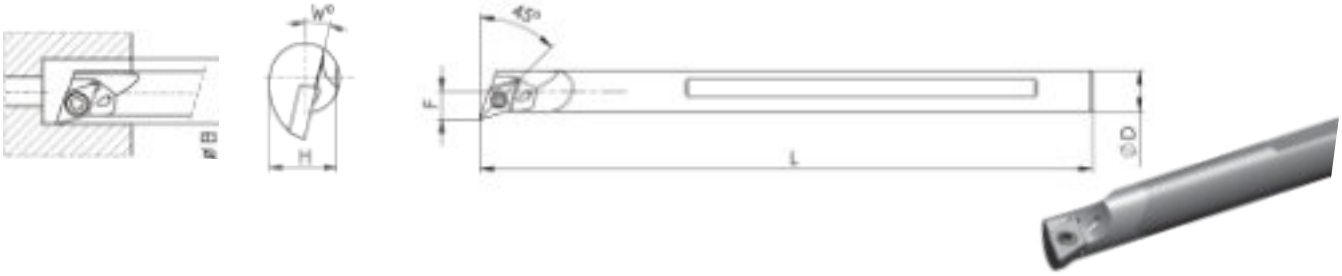

Ausführung BS-E0810K-SDQCR07
Version BS-E0810K-SDQCR07

	Artikel-Nr. *article-no.*	Platte *insert*	D	d	L	L2	F	W [°]	H	Bmin	IK	Schraube *screw*	Schlüssel *spanner*
	BS-E0810K-SDQCR07	DC... 0702	10	8	125	45	7	10	9,5	10,4	✓	A12-W6025040	T8
*	BS-E0810K-SDQCL07	DC... 0702	10	8	125	45	7	10	9,5	10,4	✓	A12-W6025040	T8
	BS-E10K-SDQCR07	DC... 0702	10	--	125	--	7	10	9,5	12,5	✓	A12-W6025049	T8
*	BS-E10K-SDQCL07	DC... 0702	10	--	125	--	7	10	9,5	12,5	✓	A12-W6025049	T8
*	BS-E10M-SDQCR07	DC... 0702	10	--	150	--	7	10	9,5	12,5	✓	A12-W6025049	T8
	BS-E12M-SDQCR/L07	DC... 0702	12	--	150	--	9	6	11,5	15,5	✓	A12-W6025049	T8
	BS-E12Q-SDQCR07	DC... 0702	12	--	180	--	9	6	11,5	15,5	✓	A12-W6025049	T8
*	BS-E12Q-SDQCL07	DC... 0702	12	--	180	--	9	6	11,5	15,5	✓	A12-W6025049	T8
	BS-E16R-SDQCR07	DC... 0702	16	--	200	--	11	6	15,5	19,5	✓	A12-W6025060	T8
*	BS-E16R-SDQCR/L11	DC... 11T3	16	--	200	--	11,5	8	15,5	20,2	✓	A12-W6040070	T15

* Ausverkaufsartikel

** sellout article*

VHM - Bohrstangen
mit Innenkühlung, für höchste Präzision

Carbide Boring Bars
also with inner coolant, for highest precision

E...SDUC R/L

Freiwinkel 7° *Clearance angle 7°*

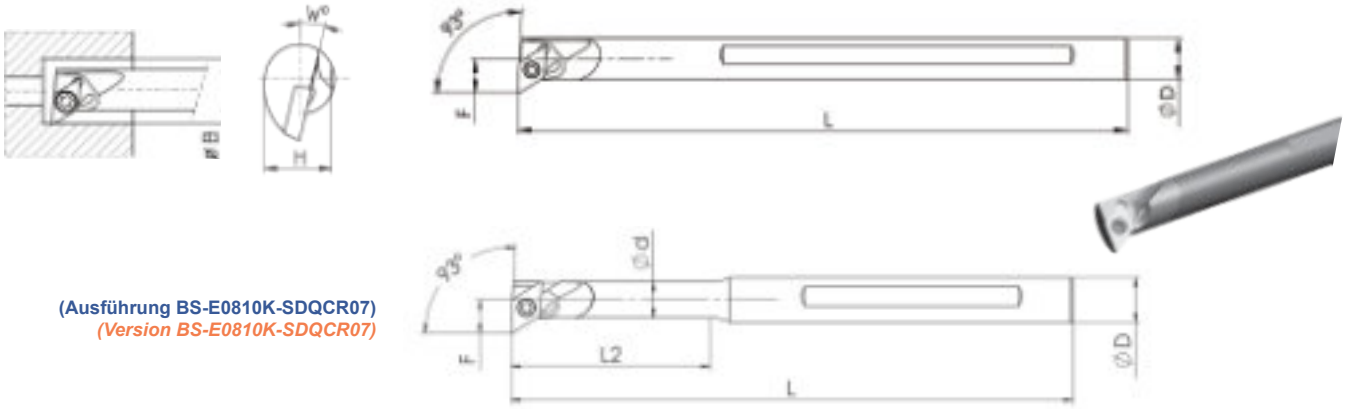

(Ausführung BS-E0810K-SDQCR07)
(Version BS-E0810K-SDQCR07)

	Artikel-Nr. *article-no.*	Platte *insert*	D	d	L	L2	F	W [°]	H	Bmin	IK	Schraube *screw*	Schlüssel *spanner*
	BS-E08K-SDUCR07	DC... 0702	8	--	125	--	7,5	15	7,5	12,4	✓	A12-W6025049	T8
*	BS-E08K-SDUCL07	DC... 0702	8	--	125	--	7,5	15	7,5	12,4	✓	A12-W6025049	T8
*	BS-E0810K-SDUCR07	DC... 0702	10	8	125	44	7,5	10	9,5	12,2	--*	A12-W6025049	T8
	BS-E10K-SDUCR/L07	DC... 0702	10	--	125	--	7	10	9,5	12,5	✓	A12-W6025049	T8
	BS-E10M-SDUCR07	DC... 0702	10	--	150	--	8,5	13	9,5	14	✓	A12-W6025060	T8
*	BS-E10M-SDUCL07	DC... 0702	10	--	150	--	8,5	13	9,5	14	✓	A12-W6025060	T8
	BS-E10M-SDUCR07-F	DC... 0702	10	--	150	--	7	13	9,5	12,5	✓	A12-W6025060	T8
	BS-E12M-SDUCR07	DC... 0702	12	--	150	--	9,5	10	11,5	16	✓	A12-W6025060	T8
*	BS-E12M-SDUCL07	DC... 0702	12	--	150	--	9,5	10	11,5	16	✓	A12-W6025060	T8
	BS-E12Q-SDUCR07	DC... 0702	12	--	180	--	9	10	11,5	15,5	✓	A12-W6025060	T8
*	BS-E12Q-SDUCL07	DC... 0702	12	--	180	--	9	10	11,5	15,5	✓	A12-W6025060	T8
	BS-E16R-SDUCR07	DC... 0702	16	--	200	--	11,5	10	15,5	20	✓	A12-W6025078	T8
*	BS-E16R-SDUCL07	DC... 0702	16	--	200	--	11,5	10	15,5	20	✓	A12-W6025078	T8
*	BS-E16R-SDUCL07-F	DC... 0702	16	--	200	--	11	10	15,5	19,5	✓	A12-W6025078	T8
	BS-E16R-SDUCR/L11	DC... 11T3	16	--	200	--	12	8	15,5	20,5	✓	A12-W6040078	T15
	BS-E20R-SDUCR11	DC... 11T3	20	--	200	--	14	6	19,5	25,2	✓	A12-W6040078	T15
*	BS-E20R-SDUCL11	DC... 11T3	20	--	200	--	14	6	19,5	25,2	✓	A12-W6040078	T15

*** mit innerer Kühlmittelzufuhr auf Anfrage**
*** Ausverkaufsartikel**

**** with inner coolant on request***
**** sellout article***

E...SDZC R/L

Freiwinkel 7° *Clearance angle 7°*

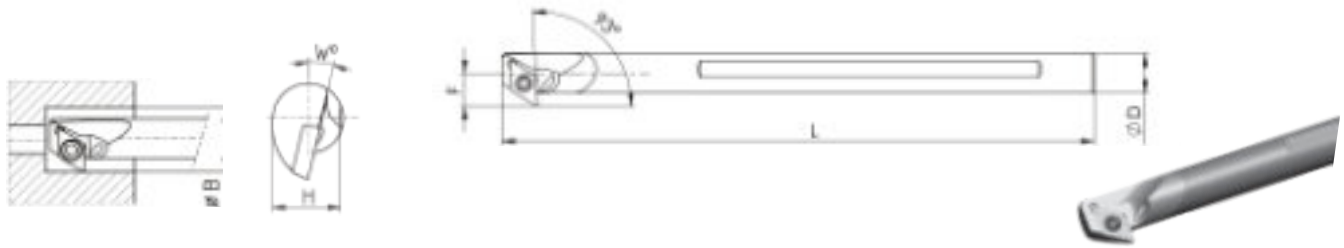

	Artikel-Nr. *article-no.*	Platte *insert*	D	L	F	W [°]	H	Bmin	IK	Schraube *screw*	Schlüssel *spanner*
	BS-E08K-SDZCR07	DC... 0702	8	125	7,5	15	7,5	12,4	✓	A12-W6025049	T8
	BS-E10M-SDZCR07	DC... 0702	10	150	8,5	13	9,5	14	✓	A12-W6025060	T8
*	BS-E10M-SDZCL07	DC... 0702	10	150	8,5	13	9,5	14	✓	A12-W6025060	T8
*	BS-E12M-SDZCR/L07	DC... 0702	12	150	9,5	10	11,5	16	✓	A12-W6025060	T8
*	BS-E16R-SDZCR/L07	DC... 0702	16	200	11,5	10	15,5	20	✓	A12-W6025078	T8

*** Ausverkaufsartikel**

**** sellout article***

E...STFC R/L

Freiwinkel 7° *Clearance angle 7°*

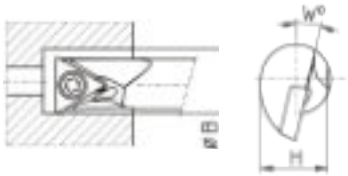

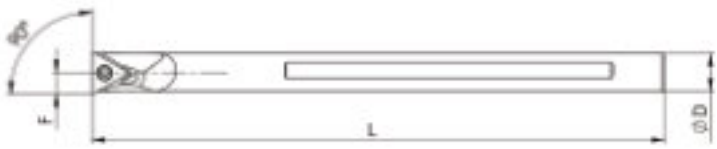

Artikel-Nr. *article-no.*	Platte *insert*	D	L	F	W [°]	H	Bmin	IK	Schraube *screw*	Schlüssel *spanner*
BS-E08K-STFCR09	TC... 0902	8	125	5,5	11	7,5	9,4	✓	A12-W6022043	T7
* BS-E08K-STFCL09	TC... 0902	8	125	5,5	11	7,5	9,4	✓	A12-W6022043	T7
BS-E10M-STFCR09	TC... 0902	10	150	6,5	9	4,5	12	✓	A12-W6022050	T7

* **Ausverkaufsartikel** ** sellout article*

E...STFP R/L

Freiwinkel 11° *Clearance angle 11°*

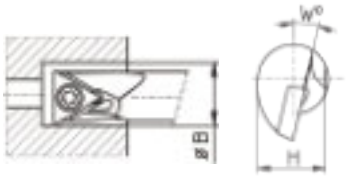

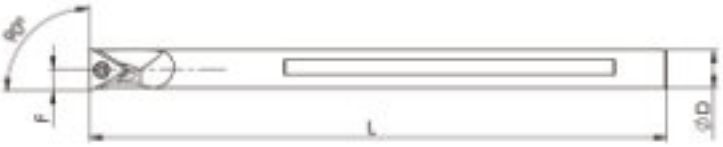

Artikel-Nr. *article-no.*	Platte *insert*	D	L	F	W [°]	H	Bmin	IK	Schraube *screw*	Schlüssel *spanner*
* BS-E08K-STFPR08	TP.. 0802	8	125	5	10	7,5	9,4	✓	A12-W6022043	T7
BS-E08K-STFPL08	TP.. 0802	8	125	5	10	7,5	9,4	✓	A12-W6022043	T7

* **Ausverkaufsartikel** ** sellout article*

VHM - Bohrstangen
mit Innenkühlung, für höchste Präzision

Carbide Boring Bars
also with inner coolant, for highest precision

E...STUB R/L

Freiwinkel 5° *Clearance angle 5°*

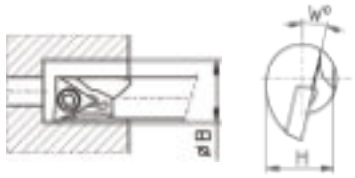

	Artikel-Nr. *article-no.*	Platte *insert*	D	L	F	W [°]	H	Bmin	IK	Schraube *screw*	Schlüssel *spanner*
	BS-E06J-STUBR06	TB.. 0601	6	110	3,7	10	5,5	7,1	✓	A12-W5420030	T6
*	BS-E06J-STUBL06	TB.. 0601	6	110	3,7	10	5,5	7,1	✓	A12-W5420030	T6
*	BS-E07K-STUBR06	TB.. 0601	7	125	4,2	10	6,5	8,1	✓	A12-W5420035	T6
*	BS-E08K-STUBR06	TB.. 0601	8	125	4,7	10	7,5	9,1	✓	A12-W5420040	T6

*** Ausverkaufsartikel** **** sellout article***

E...STUC R/L ...STUP R/L

Freiwinkel 7° / 11° *Clearance angle 7° / 11°*

	Artikel-Nr. *article-no.*	Platte *insert*	D	L	F	W [°]	H	Bmin	IK	Schraube *screw*	Schlüssel *spanner*
	BS-E06J-STUPR/L07	TP.. 07T1	6	110	3,6	7	5,5	7,1	✓	A12-W5420030	T6
*	BS-E08K-STUPR07	TP.. 07T1	8	125	4,6	7	7,5	9	✓	A12-W5420035	T6
	BS-E08K-STUPL07	TP.. 07T1	8	125	4,6	7	7,5	9	✓	A12-W5420035	T6
*	BS-E08K-STUPR/L09	TP.. 0902	8	125	5,5	7	7,5	9,9	✓	A12-W6025040	T8
	BS-E08K-STUCR09	TC.. 0902	8	125	5,5	11	7,5	9,9	✓	A12-W6022043	T7
	BS-E10M-STUCR/L11	TC.. 1102	10	150	5,5	7	9,5	11,3	✓	A12-W6025049	T8
	BS-E12M-STUCR11	TC.. 1102	12	150	6,5	7	11,5	13	✓	A12-W6025060	T8
*	BS-E12M-STUCL11	TC.. 1102	12	150	6,5	7	11,5	13	✓	A12-W6025060	T8
*	BS-E16R-STUCR11	TC.. 1102	16	200	8,5	7	15,5	17,2	✓	A12-W6025060	T8

*** Ausverkaufsartikel** **** sellout article***

E...SVLC R/L

Freiwinkel 7° *Clearance angle 7°*

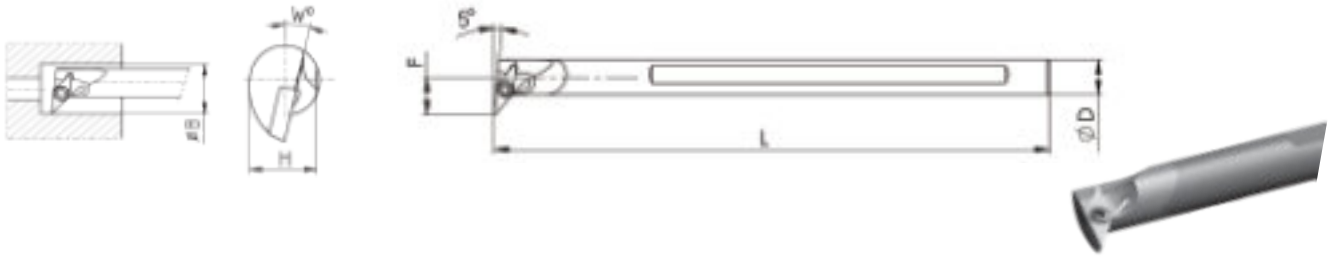

Artikel-Nr. *article-no.*	Platte *insert*	D	L	F	W [°]	H	Bmin	IK	Schraube *screw*	Schlüssel *spanner*
BS-E08K-SVLCR/L07	VC.. 0702	8	125	8,5	10	7,5	12,9	✓	A12-W5420048	T6
* BS-E10M-SVLCR/L07	VC.. 0702	10	150	8	8	9,5	15	✓	A12-W5420055	T6
* BS-E12M-SVLCR/L07	VC.. 0702	12	150	9,5	6	11,5	17	✓	A12-W5420055	T6

*** Ausverkaufsartikel** **** sellout article***

E...SVLC R/L - EX ...SVUC R/L - EX

Freiwinkel 7° *Clearance angle 7°*

Vorteil: Sehr große Einstichtiefe bei hoher Schaftsteifigkeit
Advantage: Very large recess depth with high shaft rigidity

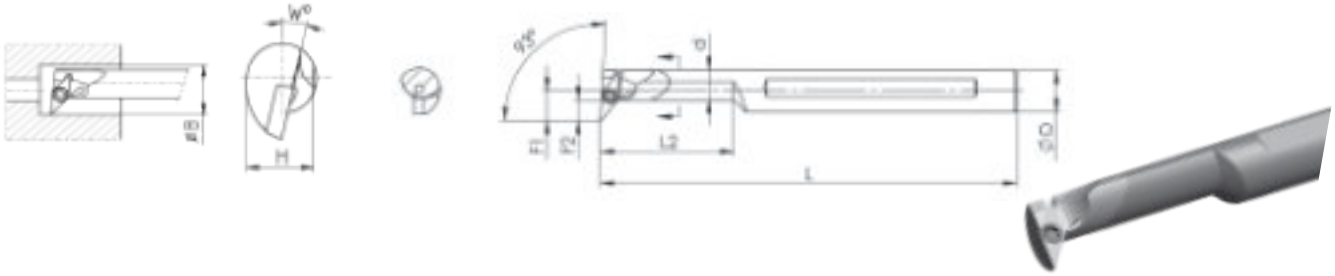

Artikel-Nr. *article-no.*	Platte *insert*	D	d	L	L2	F1	F2	W [°]	H	Bmin	IK	Schraube *screw*	Schlüssel *spanner*
BS-E10H-SVLCR07-EX *	VC.. 0702	10	7	100	32	7	5	10	9,5	12,5	✓	A12-W5420055	T6
BS-E10H-SVUCR/L07-EX	VC.. 0702	10	7	100	32	7	5	10	9,5	12,5	✓	A12-W5420055	T6
BS-E16M-SVUCR/L11-EX	VC.. 1103	16	11,5	150	60	12	8	6	15,5	20	✓	A12-W6025078	T6

*** Anstellwinkel 95°** **** work angle 95°***

VHM - Bohrstangen
mit Innenkühlung, für höchste Präzision

Carbide Boring Bars
also with inner coolant, for highest precision

E...SVOC R/L

Freiwinkel 7° *Clearance angle 7°*

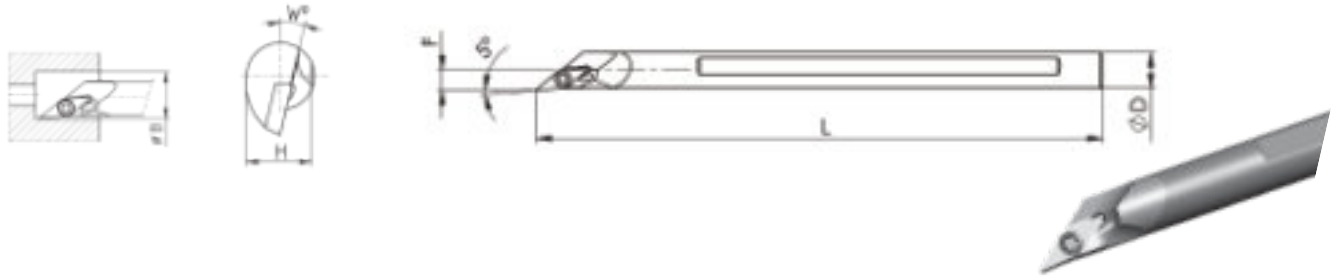

	Artikel-Nr. *article-no.*	Platte *insert*	D	L	F	W [°]	H	Bmin	IK	Schraube *screw*	Schlüssel *spanner*
	BS-E08K-SVOCR/L07	VC.. 0702	8	125	4,5	10	7,5	8,9	✓	A12-W5420040	T6
	BS-E10M-SVOCR07	VC.. 0702	10	150	5,5	8	9,5	11	✓	A12-W5420040	T6
*	BS-E10M-SVOCL07	VC.. 0702	10	150	5,5	8	9,5	11	✓	A12-W5420040	T6
*	BS-E12M-SVOCR/L07	VC.. 0702	12	150	6,5	6	11,5	13	✓	A12-W5420040	T6

* **Ausverkaufsartikel** ** sellout article*

E...SVVC R/L

Freiwinkel 7° *Clearance angle 7°*

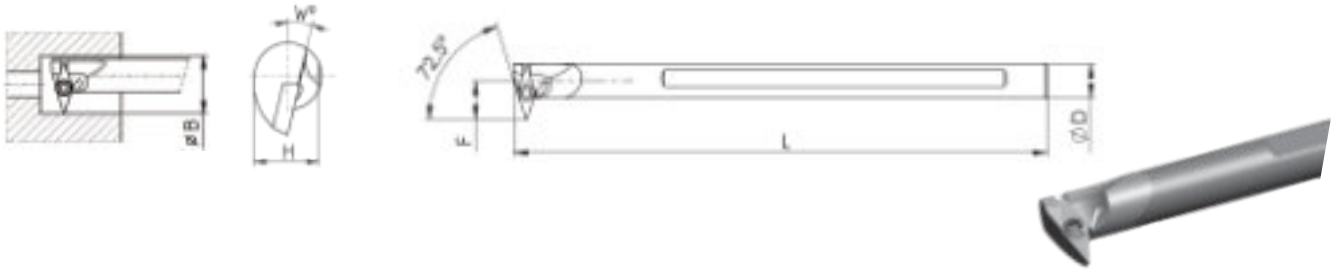

	Artikel-Nr. *article-no.*	Platte *insert*	D	L	F	W [°]	H	Bmin	IK	Schraube *screw*	Schlüssel *spanner*
	BS-E08K-SVVCR07	VC.. 0702	8	125	9	10	7,5	13,5	✓	A12-W5420048	T6
*	BS-E08K-SVVCL07	VC.. 0702	8	125	9	10	7,5	13,5	✓	A12-W5420048	T6
*	BS-E10M-SVVCR07	VC.. 0702	10	150	10	8	9,5	15,5	✓	A12-W5420055	T6

* **Ausverkaufsartikel** ** sellout article*

E...SVXC R/L

Freiwinkel 7° *Clearance angle 7°*

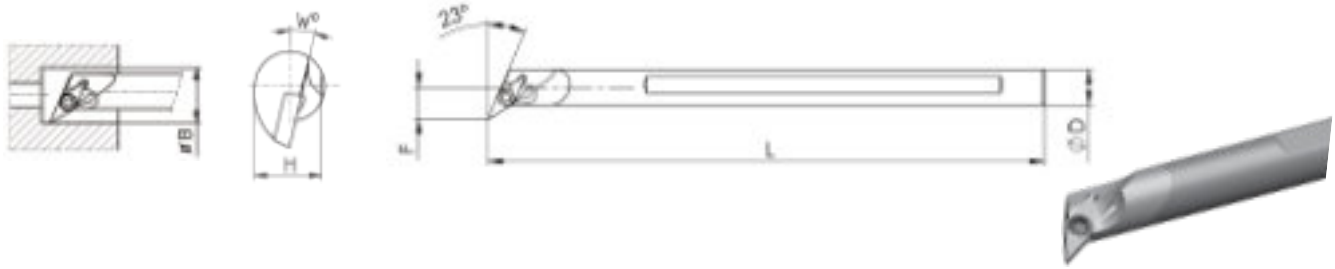

	Artikel-Nr. *article-no.*	Platte *insert*	D	L	F	W [°]	H	Bmin	IK	Schraube *screw*	Schlüssel *spanner*
	BS-E08K-SVXCR/L07	VC.. 0702	8	125	7	10	7,5	11,4	✓	A12-W5420040	T6
*	BS-E10M-SVXCR07	VC.. 0702	10	150	8	8	9,5	13,5	✓	A12-W5420048	T6
	BS-E12M-SVXCR07	VC.. 0702	12	150	9	6	11,5	15,5	✓	A12-W5420048	T6
*	BS-E12M-SVXCL07	VC.. 0702	12	150	9	6	11,5	15,5	✓	A12-W5420048	T6

* **Ausverkaufsartikel** ** sellout article*

E...SVZC R/L

Freiwinkel 7° *Clearance angle 7°*

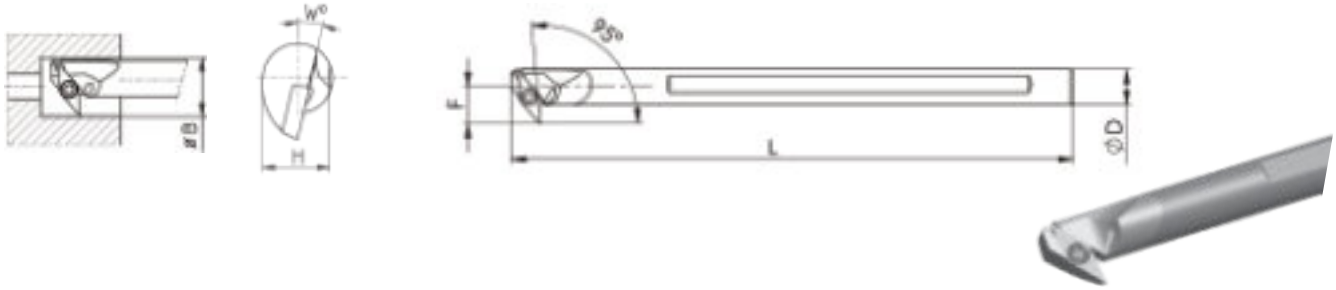

Artikel-Nr. *article-no.*	Platte *insert*	D	L	F	W [°]	H	Bmin	IK	Schraube *screw*	Schlüssel *spanner*
* BS-E08K-SVZCR/L07	VC.. 0702	8	125	8	10	7,5	12,4	✓	A12-W5420048	T6

* Ausverkaufsartikel

* *sellout article*

C/E...SWUB R/L

Freiwinkel 5° *Clearance angle 5°*

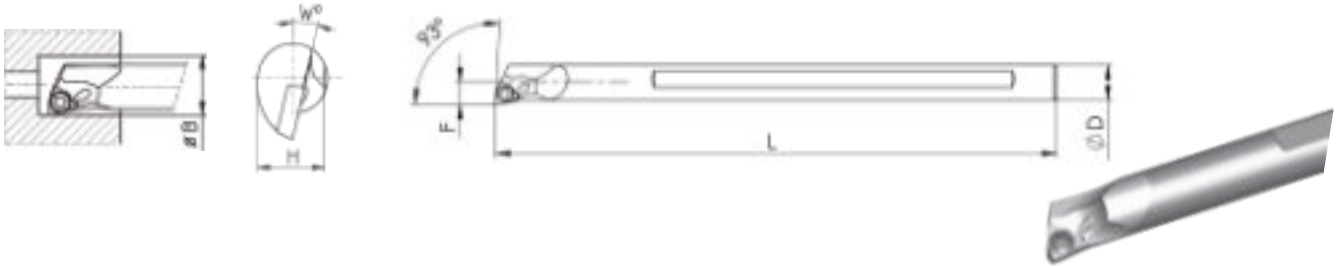

Artikel-Nr. *article-no.*	Platte *insert*	D	L	F	W [°]	H	Bmin	IK	Schraube *screw*	Schlüssel *spanner*
* BS-E05F-SWUBL06	WBGT 0601	5	80	3	17	4,5	5,8	✓*	A12-W5420030	T6
* BS-E07F-SWUBR06	WBGT 0601	7	80	4	13	6,5	7,8	✓*	A12-W5420033	T6

* mit innerer Kühlmittelzufuhr auf Anfrage

* *with inner coolant on request*

* Ausverkaufsartikel

* *sellout article*

E...SWUC R/L

Freiwinkel 7° *Clearance angle 7°*

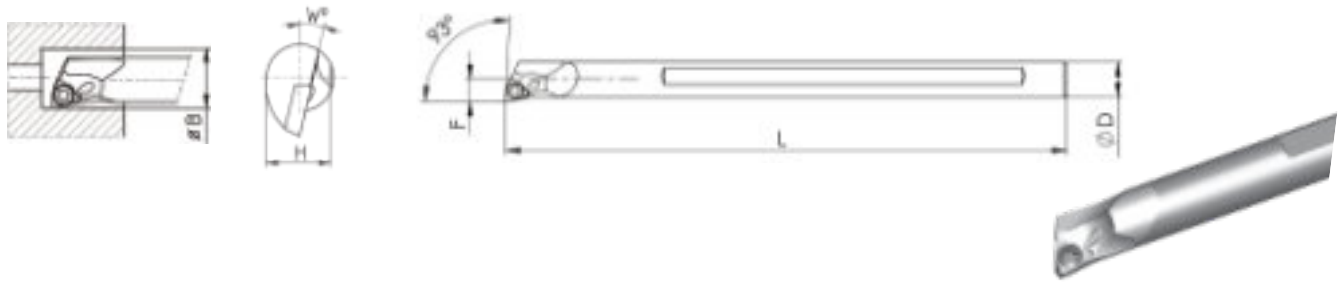

Artikel-Nr. *article-no.*	Platte *insert*	D	L	F	W [°]	H	Bmin	IK	Schraube *screw*	Schlüssel *spanner*
BS-E06J-SWUCR/L02	WCGX 0201	6	110	3,9	17	5,5	7,3	✓	A12-W5420030	T6
* BS-E08K-SWUCR02	WCGX 0201	8	125	4,9	12	7,5	9,4	✓	A12-W5420033	T6
BS-E08K-SWUCL02	WCGX 0201	8	125	4,9	12	7,5	9,4	✓	A12-W5420033	T6

* Ausverkaufsartikel

* *sellout article*

Schaftfräser
End Mills

Schaftfräser für Wendeplatten

End Mills for Inserts

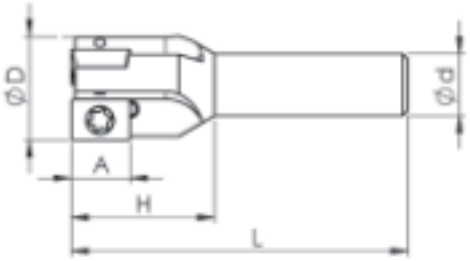

Optimiert für den Einsatz mit angetriebenen Werkzeugen bei CNC-Maschinen

Optimized for use with driven tools for CNC machines

	Artikel-Nr. article-no.	D	d	A	H	L	Z	Platte *insert*	Schraube *screw*	Schlüssel *spanners*
*	PRA-SFA012.003	12	10	8	18	65	1	APKT 0803 PD-R	A12-W6025050	T8
*	PRA-SFA012.004	12	12	8	18	65	1	APKT 0803 PD-R	A12-W6025050	T8
*	PRA-SFA016.006	16	16	8	18	65	2	APKT 0803 PD-R	A12-W6025050	T8
*	PRA-SFA016.007	16	16	8	18	85	3	APKT 0803 PD-R	A12-W6025050	T8
*	PRA-SFA016.008	16	10	8	18	65	2	APKT 0803 PD-R	A12-W6025050	T8
*	PRA-SFA016.009	16	12	8	18	65	2	APKT 0803 PD-R	A12-W6025050	T8
*	PRA-SFA020.012	20	16	8	18	65	3	APKT 0803 PD-R	A12-W6025050	T8
*	PRA-SFA020.013	20	10	8	18	65	3	APKT 0803 PD-R	A12-W6025050	T8
*	PRA-SFA020.014	20	12	8	18	65	3	APKT 0803 PD-R	A12-W6025050	T8
*	PRA-SFA025.011	25	16	8	18	65	4	APKT 0803 PD-R	A12-W6025050	T8
*	PRA-SFA025.012	25	10	8	18	65	4	APKT 0803 PD-R	A12-W6025050	T8
*	PRA-SFA025.013	25	12	8	18	65	4	APKT 0803 PD-R	A12-W6025050	T8
*	PRA-SFA030.007	30	16	8	18	65	4	APKT 0803 PD-R	A12-W6025060	T8
*	PRA-SFA032.007	32	16	8	18	65	5	APKT 0803 PD-R	A12-W6025060	T8
*	PRA-SFA032.008	32	12	8	18	65	5	APKT 0803 PD-R	A12-W6025060	T8
*	PRA-SFA040.003	40	16	8	22	65	6	APKT 0803 PD-R	A12-W6025060	T8
*	PRA-SFA050.001	50	16	8	22	65	7	APKT 0803 PD-R	A12-W6025060	T8

*** Ausverkaufsartikel**

**** sellout article***

Fasfräser für Wendeplatten

Chamfer Mills for Inserts

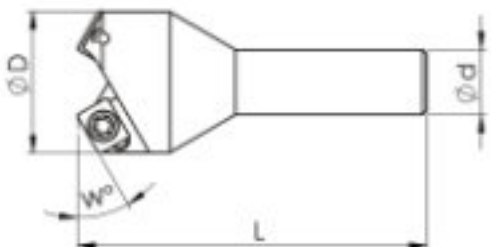

	Artikel-Nr. *article-no.*	D	d	W	L	Z	Platte *insert*	Schraube *screw*	Schlüssel *spanners*
*	PRA-FSS016.003	16	12	45°	65	2	SDMT 0803	A12-W6025050	T8
*	PRA-FSA012.003	12	12	30°	65	1	APKT 0803	A12-W6025050	T8
*	PRA-FSA012.004	12	12	45°	65	1	APKT 0803	A12-W6025050	T8

*** Ausverkaufsartikel**

**** sellout article***

Anwendungsbeispiele

Samples of Applications

Schaft und Fasfräser im Einsatz mit angetriebenen Werkzeugen für CNC-Drehmaschinen

End Mills and Chamfer Mills in use with driven tools for CNC machines

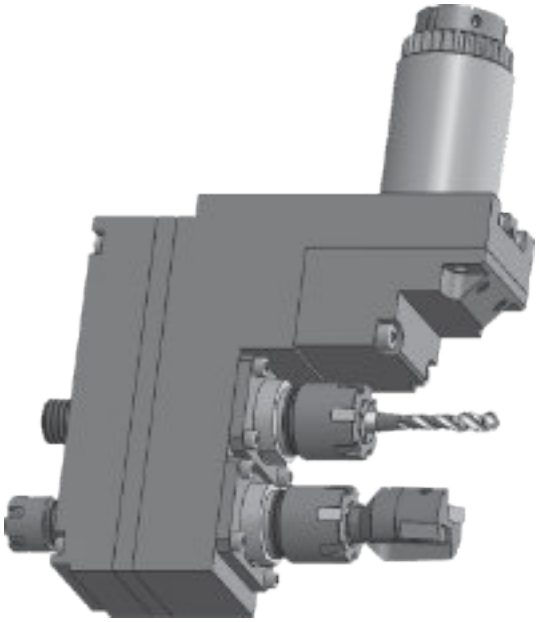

Schaft- und Fasfräser mit Schaftdurchmesser von 10 - 16 mm
Besonders geeignet zur Nutzung in ER16 Werkzeughaltern / angetriebenen Werkzeugen

Particularly suitable for end mills and chamfer mills with shank diameters of 10 - 12 mm to use in ER16 tool holders / Live Tools



Schrauben für Wendeplattenhalter

Screws for Insert Tools

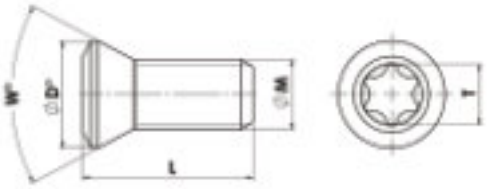

Artikel-Nr. article-no.	M	L	W	T	D
A12-W6016024	M1,6	2,4	60	T6	2,6
A12-W6016026	M1,6	2,6	60	T6	2,6
A12-W6016028	M1,6	2,8	60	T6	2,6
A12-W6016031	M1,6	3,1	60	T6	2,6
A12-W6018024	M1,8	2,4	60	T6	2,77
A12-W6018028	M1,8	2,8	60	T6	2,7
A12-W4020035	M2	3,5	40	T6	2,7
A12-W4020039	M2	3,9	40	T6	2,6
A12-W4020045	M2	4,5	40	T6	2,6
A12-W5420033	M2	3,3	54	T6	2,8
A12-W5420035	M2	3,5	54	T6	2,8
A12-W5420040	M2	4	54	T6	2,8
A12-W5420045	M2	4,5	54	T6	2,6
A12-W5420055	M2	5,5	54	T6	2,8
A12-W5420030	M2	3	54	T6	2,6
A12-W6022043	M2,2	4,3	60	T7	3,2
A12-W6022050	M2,2	5	60	T7	3,2
A12-W4025045	M2,5	4,5	40	T8	3,5
A12-W4025055	M2,5	5,5	40	T8	3,5
A12-W6025043	M2,5	4,3	60	T8	3,5
A12-W6025045	M2,5	4	60	T8	3,5
A12-W6025050	M2,5	5	60	T8	3,5
A12-W6025060	M2,5	6	60	T8	3,5
A12-W6025078	M2,5	7,8	60	T8	3,5
A12-W4530070	M3	7	45	T8	4,1
A12-W6030082	M3	8,2	60	T9	4,5
A12-W6030100	M3	10	60	T9	5,2
A12-W6035090	M3,5	9	60	T15	5,16
A12-W6035105	M3,5	10,5	60	T15	5,65
A12-W6035120	M3,5	12	60	T10	4,6
A12-W4040075	M4	7,5	40	T15	5,1
A12-W4040095	M4	9,5	40	T15	5,1
A12-W4540089	M4	8,9	45	T15	5,05
A12-W6040060	M4	6	60	T15	5,1
A12-W6040070	M4	7	60	T15	5,1
A12-W6040082	M4	8,2	60	T15	5,65
A12-W6040108	M4	10,8	60	T15	5,7
A12-W5645110	M4,5	11	56	T20	6,9

6

Räumen / Taumeln

Broaching

Innenräumen / Innentaumeln
Internal Broaching

Räumhalter, taumelnd, einstellbar

Broaching Heads, Adjustable

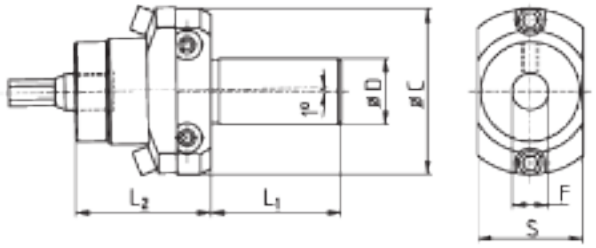

Anpressdruck max.
Max. pushing force **200 daN**

	Dorn - *broach:* Ø 8mm Länge variabel - *length variable*						
	Artikel-Nr. ***article-no.***	**D**	**L_2**	**L_1**	**C**	**F**	**S**
*	U175.110	10	35	35	50	8	30
	U175.112	12	35	35	50	8	30
*	U175.114	14	35	35	50	8	30
*	U175.115	5/8”	35	35	50	8	30
	U175.116	16	35	40	50	8	30
	U175.119	3/4”	35	46	50	8	30
	U175.120	20	35	50	50	8	30
*	U175.120b	20	35	125	50	8	30
	U175.122c	22	35	35	50	8	30
	U175.122	22	35	80	50	8	30
	U175.125	25	35	50	50	8	30
*	U175.125a	25	35	80	50	8	30
*	U175.125b	25	35	125	50	8	30
	U175.126	1”	35	46	50	8	30
*	U175.126b	1“	35	80	50	8	30
*	U175.128	28	35	60	50	8	30
	U175.122SRJ	22	37	25	50	8	28
	U175.122SRR	22	37	25	50	8	30

Anpressdruck max.
Max. pushing force **1200 daN**

	Dorn - *broach:* Ø 12 Länge variabel - *length variable*						
	Artikel-Nr. ***article-no.***	**D**	**L_2**	**L_1**	**C**	**F**	**S**
	U175.216	16	52	50	62	12	40,5
	U175.219	3/4”	52	50	62	12	40,5
	U175.220	20	51,5	50	62	12	40,5
	U175.222	22	52	50	62	12	40,5
*	U175.222a	22	51,5	70	62	12	40,5
	U175.225	25	52	50	62	12	40,5
*	U175.225b	25	52	125	62	12	40,5
	U175.226	1”	52	50	62	12	40,5
*	U175.226b	1“	52	80	62	12	40,5
*	U175.230	30	52	50	62	12	40,5
*	U175.231	1 1/4"	52	50	62	12	40,5
	U175.232	32	52	50	62	12	40,5
	Mit MK-Aufnahmeschaft ***with Morse Taper Shank***						
*	U175.202	MK 2	52	-	62	12	40,5
	U175.203	MK 3	52	-	62	12	40,5

Für STAR-Maschinen ***for STAR-machines***	
U175.122SRJ	für *for* STAR SR 10 J
U175.122SRR	für *for* STAR SB 16 / 20; SB20R; SR 20 J; SR 20 R; SR 32 J; SR 20 R4

* **Ausverkaufsartikel**

* ***sellout article***

Schlüssel für Räumhalter

Spanners For Broaching Heads

Artikel-Nr. ***article-no.***	**für Räumhalter** ***for broaching heads***
U175.500H	U175.5..
U175.600H	U175.6..
U175.700H	U175.7..
U175.800H	U175.8..

Räumhalter, taumelnd, fest

Broaching Heads, Fixed

Anpressdruck max.
Max. pushing force **800 daN**

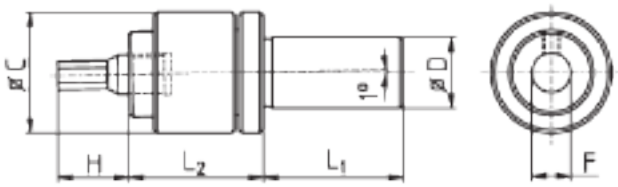

Dorn - broach: Ø 12 x 40mm						
Artikel-Nr. ***article-no.***	**D**	**L_2**	**L_1**	**C**	**F**	**H**
U175.716	16	46	50	44	12	25
U175.716FL	16	46	50	44	12	25
U175.719	3/4”	46	50	44	12	25
U175.720	20	46	50	43,5	12	25
U175.720FL	20	46	50	43,5	12	25
U175.722	22	46	50	44	12	25
U175.725	25	46	50	44	12	25
U175.725FL	25	46	50	44	12	25
U175.726	1”	46	50	44	12	25
U175.732	32	46	50	44	12	25
U175.732FL	32	46	50	44	12	25

passende Räumdorne: V812 - *suitable Wobble Broaches: V812*

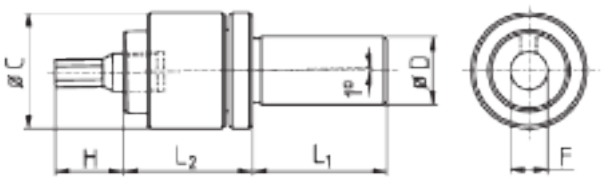

Anpressdruck max.
Max. pushing force **300 daN**

Dorn - broach: Ø 8 x 28mm							
	Artikel-Nr. ***article-no.***	**D**	**L_2**	**L_1**	**C**	**F**	**H**
	U175.602	MK2	38	69	32	8	18
	U175.610	10	38	35	32	8	18
	U175.612	12	38	35	32	8	18
*	U175.614	14	38	35	32	8	18
	U175.616	16	38	35	33	8	18
	U175.619	3/4”	38	50	33	8	18
	U175.620	20	38	50	33	8	18
	U175.622	22	38	50	33	8	18
	U175.625	25	38	50	33	8	18
	U175.626	1”	38	50	33	8	18

passende Räumdorne: V828 - *suitable Wobble Broaches: V828*

Anpressdruck max.
Max. pushing force **120 daN**

Dorn - broach: Ø 5 x 17mm							
	Artikel-Nr. ***article-no.***	**D**	**L_2**	**L_1**	**C**	**F**	**H**
*	U175.508	8	34	35	22	5	10
*	U175.510	10	34	35	22	5	10
*	U175.512	12	34	35	22	5	10
	U175.516	16	34	35	22	5	10
	U175.519	3/4”	34	46	22	5	10
	U175.520	20	34	46	22	5	10
	U175.522	22	33,5	67	22	5	10

passende Räumdorne: V805 - *suitable Wobble Broaches: V805*

* **Ausverkaufsartikel**

* ***sellout article***

VDI-Räumhalter

VDI-Broaching Heads

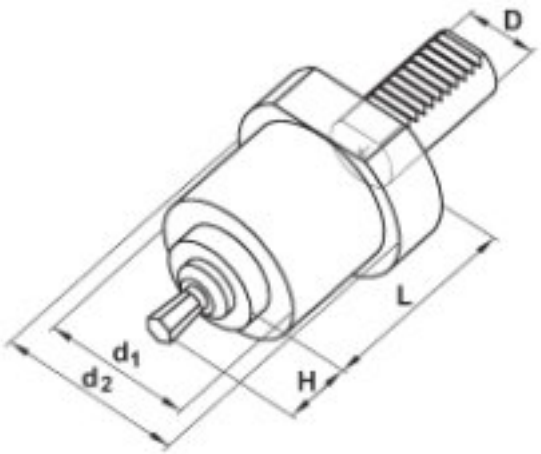

Dorn - broach: Ø 12 x 40 mm

Artikel-Nr. *article-no.*	D	d_1	d_2	L	H	Aufnahme holding fixture
U175.V20-12	20	44	47	57	25	12
U175.V30-12	30	58	68	83	25	12
U175.V40-12	40	58	83	83	25	12

passende Räumdorne: V812 - *suitable Wobble Broaches: V812*

Dorn - broach: Ø 16 x 55 mm

	Artikel-Nr. *article-no.*	D	d_1	d_2	L	H	Aufnahme holding fixture
*	U175.V30-16	30	58	68	83	40	16
*	U175.V40-16	40	58	83	83	40	16

*** Ausverkaufsartikel** **** sellout article***

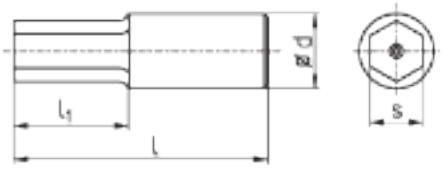

S = Sechskant - ***hexagonal*** **V = Vierkant -** ***square*** **T = Torx** **K = Kernbohrung (Idealmaß) -** ***core drilling***

Weitere Formen und Maße auf Anfrage - ***Other shapes and sizes available on request***

Artikel-Nr. *article-no.*	d	l	l_1	K	S / V / T
V805.015S	5	17	5,5	1,53	S1,5
V805.020S	5	17	5,5	2,03	S2
V805.0238S	5	17	5,5	2,41	S2,238
V805.025S	5	17	5,5	2,53	S2,5
V805.030S	5	17	5,5	3,05	S3
V805.035S	5	17	5,5	3,55	S3,5
V805.040S	5	17	5,5	4,05	S4
V805.050S	5	17	5,5	5,08	S5
V805.060S	5	17	5,5	6,10	S6
V808.010S	8	30	3,0	1,02	S1
V808.012S	8	30	3,0	1,23	S1,2
V808.013S	8	30	3,0	1,33	S1,3
V808.015S	8	30	3,4	1,53	S1,5
V808.020S	8	30	5,4	2,03	S2
V808.025S	8	30	6,0	2,53	S2,5
V808.028S	8	30	6,0	2,83	S2,8
V808.030S	8	30	7,0	3,05	S3
V808.0317S	8	30	7,0	3,25	S3,175
V808.035S	8	30	7,3	3,55	S3,5
V808.040S	8	30	9,0	4,05	S4
V808.045S	8	30	9,0	4,55	S4,5
V808.0476S	8	30	9,0	4,80	S4,76
V808.050S	8	30	10,0	5,10	S5
V808.055S	8	30	10,0	5,60	S5,5
V808.060S	8	30	11,0	6,10	S6
V808.0635S	8	30	11,0	6,45	S6,35
V808.070S	8	30	11,0	7,10	S7
V808.080S	8	30	13,0	8,10	S8

Artikel-Nr. *article-no.*	d	l	l_1	K	S / V / T
V808.090S	8	30	13,0	9,1	S9
V808.0952S	8	30	13,0	9,62	S9,52
V808.100S	8	30	15,0	10,15	S10
V808.06T	8	30	5,0	1,3	T6
V808.07T	8	30	5,0	1,55	T7
V808.08T	8	30	5,0	1,77	T8
V808.09T	8	30	5,0	2,00	T9
V808.10T	8	30	5,0	2,07	T10
V808.15T	8	30	5,0	2,44	T15
V808.20T	8	30	5,0		T20
V808.25T	8	30	5,0		T25
V808.30T	8	30	5,0		T30
V808.40T	8	30	5,0		T40
V808.45T	8	30	5,0		T45
V828.015S	8	28	3,1	1,53	S1,5
V828.020S	8	28	5,4	2,03	S2
V828.025S	8	28	5,8	2,53	S2,5
V828.030S	8	28	7,0	3,05	S3
V828.035S	8	28	7,3	3,55	S3,5
V828.040S	8	28	7,6	4,05	S4
V828.050S	8	28	9,1	5,08	S5
V828.060S	8	28	10,0	6,1	S6
V828.080S	8	28	12,5	8,1	S8
V828.100S	8	28	12,5	10,15	S10
V828.120S	8	28	12,5	12,15	S12
V828.07T	8	28	5,0	1,55	T7
V828.20T	8	28	5,0		T20

Alle Räumdorne auch TIN / ALTIN beschichtet lieferbar, auch lieferbar in ASP oder HM
All broaches available TIN / ALTIN coated, also available in ASP or HM

Viele weitere Größen, Sondergrößen und -Formen auf Anfrage lieferbar
Many special sizes and shapes available on request

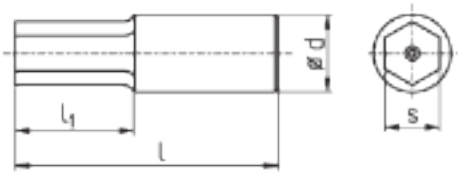

S = Sechskant - *hexagonal* **V = Vierkant - *square*** **T = Torx** **K = Kernbohrung (Idealmaß) - *core drilling***

Weitere Formen und Maße auf Anfrage - *Other shapes and sizes available on request*

Artikel-Nr. *article-no.*	d	l	l_1	K	S / V / T
V812.015S	12	40	4,5	1,53	S1,5
V812.020S	12	40	6,0	2,03	S2
V812.025S	12	40	6,5	2,53	S2,5
V812.030S	12	40	7,0	3,05	S3
V812.0317S	12	40	7,0	3,25	S3,17
V812.035S	12	40	7,0	3,55	S3,5
V812.040S	12	40	9,0	4,05	S4
V812.0476S	12	40	10,0	4,8	S4,76
V812.050S	12	40	12,0	5,1	S5
V812.055S	12	40	12,0	5,6	S5,5
V812.060S	12	40	12,0	6,1	S6
V812.635S	12	40	12,0	6,45	S6,35
V812.070S	12	40	12,5	7,1	S7
V812.0793S	12	40	12,5	8,03	S7,93
V812.080S	12	40	13,0	8,1	S8
V812.090S	12	40	14,5	9,1	S9
V812.095S	12	40	14,5	9,6	S9,5
V812.0952S	12	40	14,5	9,62	S9,52
V812.100S	12	40	16,0	10,15	S10
V812.110S	12	40	18,0	11,15	S11
V812.120S	12	40	19,0	12,15	S12
V812.127S	12	40	19,0	12,85	S12,7
V812.130S	12	40	19,0	13,2	S13
V812.140S	12	40	19,0	14,2	S14
V812.150S	12	40	19,0	15,2	S15
V812.170S	12	40	19,0	17,2	S17
V812.190S	12	40	19,0	19,2	S19
V812.200S	12	40	19,0	20,3	S20
V812.220S	12	40	19,0	22,3	S22

Artikel-Nr. *article-no.*	d	l	l_1	K	S / V / T
V812.320S	12	40	19,0	32,5	S32
V812.06T	12	40	8	1,3	T6
V812.07T	12	40	8	1,55	T7
V812.08T	12	40	8	1,77	T8
V812.09T	12	40	8	1,98	T9
V812.10T	12	40	8	2,07	T10
V812.15T	12	40	8	2,44	T15
V812.20T	12	40	8	2,86	T20
V812.25T	12	40	8	3,28	T25
V812.30T	12	40	8	4,07	T30
V812.40T	12	40	8		T40
V812.45T	12	40	8	5,68	T45
V812.50T	12	40	8	6,5	T50
V812.55T	12	40	8	8,1	T55
V855.025S	12	55	5,8	2,53	S2,5
V855.030S	12	55	6,0	3,05	S3
V855.040S	12	55	8,3	4,05	S4
V855.050S	12	55	10,5	5,1	S5
V855.060S	12	55	11,1	6,1	S6
V855.070S	12	55	12,7	7,1	S7
V855.080S	12	55	12,8	8,1	S8
V855.100S	12	55	15,8	10,15	S10
V855.120S	12	55	17,0	12,15	S12
V855.130S	12	55	17,0	13,2	S13
V855.140S	12	55	16,5	14,2	S14

Alle Räumdorne auch TIN / ALTIN beschichtet lieferbar, auch lieferbar in ASP oder HM
All broaches available TIN / ALTIN coated, also available in ASP or HM

Achtung S19 und größer - keine Gewährleistung!
Nur geeignet für leicht zerspanbare Materialien, große Vorbohrungen oder bei Einsatz mit Pressen
Attention S19 and larger - no warranty!
Only suitable for materials easy to cut, large pilot holes or use with presses

Viele weitere Größen, Sondergrößen und -Formen auf Anfrage lieferbar
Many special sizes and shapes available on request

Außenräumen / Außentaumeln
External Broaching

Einsätze zur Außenbearbeitung
zu U175.2... und U175.7...

External Broach Adapter
for Adapting U175.2... and U175.7...

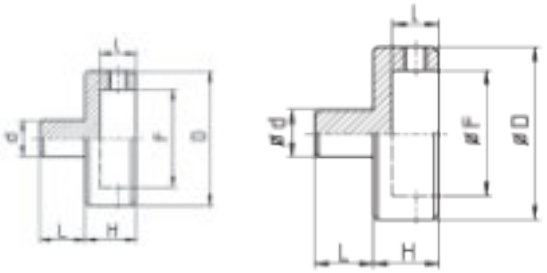

Artikel-Nr. *article-no.*	d	L	H	l	F	D
* U175.790	12	15	17	12	32	44

* **Ausverkaufsartikel** — ** sellout article*

Räumhalter für Außenbearbeitung

External Broaching Head

Bild 1

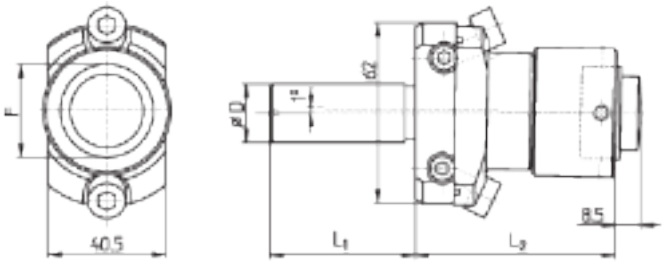

Bild 2

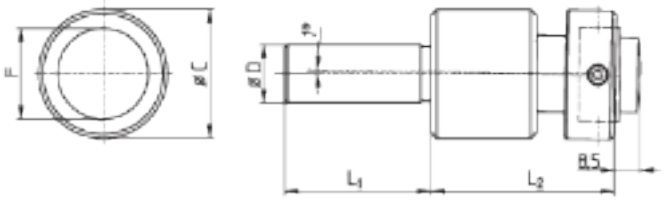

Speziell für Außenverzahnung / Kerbverzahnungen

Especially for external serration

U175.A2: Einstellbar - *adjustable*
(Bild 1 - *picture 1*)

Artikel-Nr. *article-no.*	D	L_1	L_2	F
* U175.A216	16	50	69	32
* U175.A219	3/4“	50	69	32
* U175.A220	20	50	69	32
* U175.A222	22	50	69	32
* U175.A222a	22	70	69	32
* U175.A225	25	50	69	32
* U175.A225b	25	125	69	32
* U175.A226	1“	50	69	32
* U175.A230	30	50	69	32
* U175.A231	1 1/4"	50	69	32
* U175.A232	32	50	69	32

U175.A7: Fest - *fixed*
(Bild 2 - *picture 2*)

Artikel-Nr. *article-no.*	D	L_1	L_2	C	F
* U175.A716	16	50	55	44	32
* U175.A719	3/4“	50	55	44	32
* U175.A720	20	50	55	44	32
* U175.A722	22	50	55	44	32
* U175.A725	25	50	55	44	32
* U175.A726	1“	50	55	44	32

* **Ausverkaufsartikel** — ** sellout article*

Schneideisenrohlinge
zur Außenbearbeitung, HSS

Die Blanks
for External Broaching, HSS

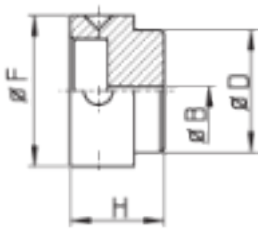

Schneideisenrohlinge für Sonderformen *die blanks for special shapes*						
	Artikel-Nr. *article-no.*	**Startbohrung B** *start bore*	**F**	**D**	**H**	**Bereich** *range*
*	U175.R1B0	--	32	25,3	20,5	4-kt bis Ø 13 6-kt bis Ø 15
	U175.R1B3	3	32	25,3	20,5	4-kt bis Ø 13 6-kt bis Ø 15
*	U175.R2B6	6	32	30	20,5	4-kt bis Ø 18 6-kt bis Ø 20

für U175.A... *belongs to U175.A..*

*** Ausverkaufsartikel** ** sellout article*

Schneideisenrohlinge
zur Außenbearbeitung, Syst. Traub-Index, HSS

Die Blanks for External Broaching
Syst. Traub-Index, HSS

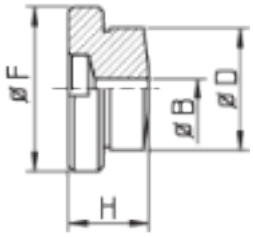

Schneideisenrohlinge für Sonderformen *die blanks for special shapes*					
Artikel-Nr. *article-no.*	**Startbohrung B** *start bore*	**F**	**D**	**H**	**Bereich** *range*
U175.RW17	3	24	18	13	bis Ø 13
U175.RW37	6	40	36	13	bis Ø 30

für U175.AKI.../AGI.... *belongs to U175.AKI.../AGI...*

Räumhalter für Außenbearbeitung System TRAUB-INDEX

External Broaching Head System TRAUB-INDEX

Bild 1

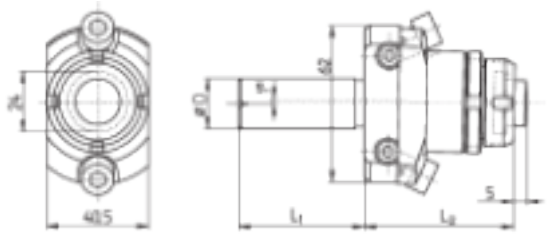

Bild 2

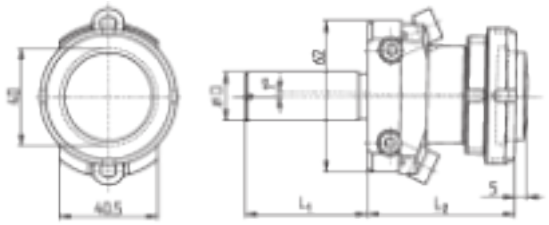

Speziell für Außenverzahnung / Kerbverzahnungen
Especially for external serration

	Bild 1 (kurze Ausführung) *picture 1 (short version)*				Räumtiefe bis *broaching length*	
	Artikel-Nr. *article-no.*	D	L_1	L_2	Ø 13	Ø 8
*	U175.AKI216	16	50	59	17,6	36,8
*	U175.AKI219	3/4“	50	59	17,6	36,8
*	U175.AKI220	20	50	59	17,6	36,8
*	U175.AKI222	22	70	59	17,6	36,8
*	U175.AKI225	25	50	59	17,6	36,8
*	U175.AKI226	1“	50	59	17,6	36,8
*	U175.AKI230	30	50	59	17,6	36,8
*	U175.AKI231	1 1/4"	50	59	17,6	36,8
*	U175.AKI232	32	50	59	17,6	36,8

* Ausverkaufsartikel

	Bild 2 (kurze Ausführung) *picture 2 (short version)*				Räumtiefe bis *broaching length*	
	Artikel-Nr. *article-no.*	D	L_1	L_2	Ø 30	Ø 8
*	U175.AGI216	16	50	60	20	38,2
*	U175.AGI219	3/4“	50	60	20	38,2
*	U175.AGI220	20	50	60	20	38,2
*	U175.AGI225	25	50	60	20	38,2
*	U175.AGI226	1“	50	60	20	38,2
*	U175.AGI222	22	70	60	20	38,2
*	U175.AGI230	30	50	60	20	38,2
*	U175.AGI231	1 1/4"	50	60	20	38,2
*	U175.AGI232	32	50	60	20	38,2

* *sellout article*

Ersatzteilliste für Räumhalter

Spare Parts for Broaching Heads

Artikel-Nr. *article-no.*	Bezeichnung - *description*	
Für Räumhalter, taumelnd einstellbar (Aufnahme Ø 8)		***broaching heads adjustable Ø 8***
-U175.1K	Satz Kugellager	*set of ball bearings*
-U175.1A	Spindel zur Aufnahme der Räumdorne	*spindle for the broaches*
-U175.1V	Satz Schrauben (4 Stück)	*set of screws (4pcs)*
-U175.1S12	Schaftteil Ø 12 mm	*shank part Ø 12 mm*
-U175.1S14	Schaftteil Ø 14 mm	*shank part Ø 14 mm*
-U175.1S5/8	Schaftteil Ø 5/8“	*shank part Ø 5/8"*
-U175.1S16	Schaftteil Ø 16 mm	*shank part Ø 16 mm*
-U175.1S19	Schaftteil Ø 3/4“	*shank part Ø 3/4"*
-U175.1S20	Schaftteil Ø 20 mm	*shank part Ø 20 mm*
-U175.1S22	Schaftteil Ø 22 mm	*shank part Ø 22 mm*
-U175.1S25	Schaftteil Ø 25 mm	*shank part Ø 25 mm*
-U175.1S26	Schaftteil Ø 1“	*shank part Ø 1"*
-U175.1G	kompletter Kopf inkl. Gehäuseteil + Spindel+ Kugellager	*body part to hold the ball bearings*
Für Räumhalter, taumelnd, einstellbar (Aufnahme Ø 12)		***broaching heads adjustable Ø 12***
-U175.2K	Satz Kugellager	*set of ball bearings*
-U175.2A	Spindel zur Aufnahme der Räumdorne	*spindle for the broaches*
-U175.2V	Satz Schrauben (4 Stück)	*set of screws (4pcs)*
-U175.2S19	Schaftteil Ø 3/4“	*shank part Ø 3/4"*
-U175.2S20	Schaftteil Ø 20 mm	*shank part Ø 20 mm*
-U175.2S22	Schaftteil Ø 22 mm	*shank part Ø 22 mm*
-U175.2S25	Schaftteil Ø 25 mm	*shank part Ø 25 mm*
-U175.2S26	Schaftteil Ø 1“	*shank part Ø 1"*
-U175.2S30	Schaftteil Ø 30 mm	*shank part Ø 30 mm*
-U175.2S31	Schaftteil Ø 1 1/4“	*shank part Ø 1 1/4"*
-U175.2S32	Schaftteil Ø 32 mm	*shank part Ø 32 mm*
-U175.2G	kompletter Kopf inkl. Gehäuseteil + Spindel+ Kugellager	*body part to hold the ball bearings*
Für Räumhalter, taumelnd, fest (Aufnahme Ø 12)		***broaching heads fixed Ø 12***
-U175.7K	Satz Kugellager mit Dichtung	*set of ball bearings + gasket*
-U175.7A	Welle (Spindel)	*spindle*
-U175.7M	Verschlussmutter	*lock nut*
-U175.7KM	Kontermutter	*counter nut*

7

Sonstige Werkzeughalter

Additional Tools

Werkstoffanschläge
Revolving Bar Stops

Werkstoffanschläge, mitlaufend

Revolving Bar Stops

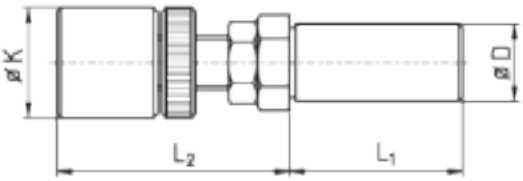

Längenverstellbar
Mit 2 stabilen Wälzlagern (axial - radial) gelagert

Adjustable length
With 2 solid ball bearings (axial - radial)

Schlanke Ausführung (Gewindestange M12) - *slim version (thread bar M12)*

	Artikel-Nr. *article-no.*	K	D	L_1	L_2	Gewindestange *thread bar*	Alte Bestell / INDEX-Nr. *old order / INDEX-no.*
*	STK221646-K	22	16	46	39 - 79	M12x1	U150-16
	STK221941-K	22	3/4”	41	41 - 79	M12x1	U150-10 = W12.040.00
*	STK22V2040-K	22	V20	40	46 - 79	M12x1	
*	STK232041-K	23	20	41	41 - 79	M12x1	
	STK261941-K	26	3/4”	41	41 - 79	M12x1	U155-10 = W12.041.00
*	STK262041-K	26	20	41	41 - 79	M12x1	U155-11

* **Ausverkaufsartikel**

* ***sellout article***

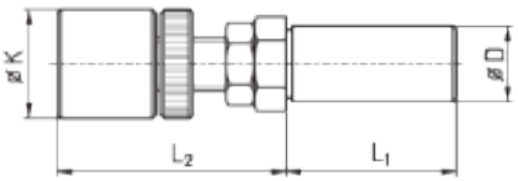

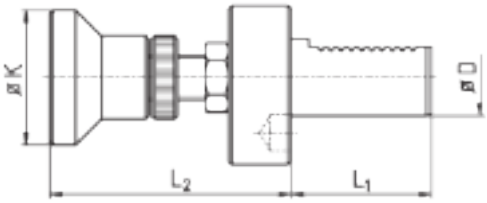

Ausführung mit VDI-Schaft
Version with VDI-shank

Längenverstellbar
Mit 2 stabilen Wälzlagern (axial - radial) gelagert

Adjustable length
With 2 solid ball bearings (axial - radial)

Standard Ausführung (Gewindestange M14) - *standard version (thread bar M14)*

	Artikel-Nr. *article-no.*	K	D	L_1	L_2	Gewindestange *thread bar*	Alte Bestell / INDEX-Nr. *old order / INDEX-no.*
*	STM221939-M	22	3/4”	39	45 - 99	M14x1	U150-10b
*	STM222646-K	22	1"	46	43 - 79	M14x1	
*	STM261932-LTraub	26	3/4”	32	59 - 119	M14x1	
*	STM261939-K	26	3/4”	39	45 - 79	M14x1	
	STM342546	34	25	46	56 - 100	M14x1	U150-19
	STM342646	34	1"	46	56 - 100	M14x1	U150-20 = W32.041.00
	STM432646	43	1"	46	56 - 100	M14x1	U150-20T
*	STM562546	56	25	46	56 - 100	M14x1	

* **Ausverkaufsartikel**

* ***sellout article***

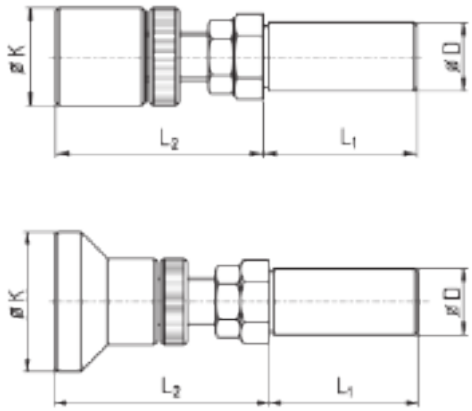

Version mit großem Kopf Ø - ***Version with large head Ø***

Längenverstellbar — ***Adjustable length***

Mit 2 stabilen Wälzlagern (axial - radial) gelagert — ***With 2 solid ball bearings (axial - radial)***

	Stabile Ausführung (Gewindestange M16) - ***solid version (thread bar M16)***						
	Artikel-Nr. ***article-no.***	**K**	**D**	**L_1**	**L_2**	**Gewindestange** ***thread bar***	**Alte Bestell / INDEX-Nr.** ***old order / INDEX-no.***
*	STG343160-K	34	1 1/4"	60	60 - 102	M16x1	U150-30
*	STG344065-K	35	40	50	65 - 102	M16x1	U150-40
*	STG563160-K	56	1"	44	60 - 102	M16x1	U155-30 = W52.051.00
*	STG563260-K	56	32	60	60 - 102	M16x1	U155-31

* **Ausverkaufsartikel** — **** sellout article***

Köpfe mit Kontermutter
und Gewindestange

Heads with Counter Nut
and Thread Bar

Artikel-Nr. *article-no.*	Gewinde G *thread*	K
* STOM1022	M10x1	22
* STOM1026	M10x1	26
* STOM1226	M12x1	26

* Ausverkaufsartikel

** sellout article*

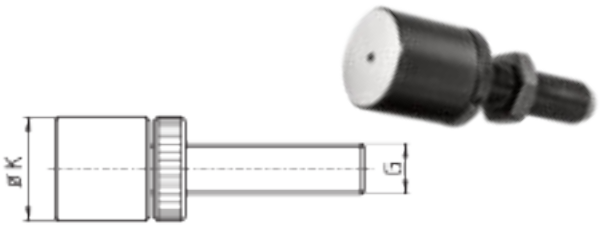

Werkstoffanschläge, mitlaufend
mit Wechseleinsätzen

Revolving Bar Stops
with Interchangeable Disks

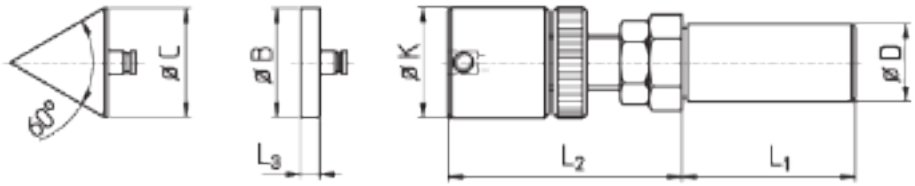

Bild 3 Bild 2 Bild 1

Längenverstellbar — *Adjustable length*

Anschlagkopf auswechselbar — *Interchangeable head*

Mit 2 stabilen Wälzlagern (axial - radial) gelagert — *With 2 solid ball bearings (axial - radial)*

Artikel-Nr. *article-no.*	Bild *pic*	K	D	L_1	L_2	Gewindestange *thread bar*
* STUP231646	1	23	16	46	44 - 84	M12x1
* STUP261646	1	26	16	46	44 - 84	M12x1
* STUP262041-K	1	26	20	41	48 - 84	M14x1
* STUP262546-K	1	26	25	46	48 - 84	M14x1

* Ausverkaufsartikel

** sellout article*

Aufsteckplatten, Zentrierspitzen
Disks, Centering Tapers

Artikel-Nr. *article-no.*	Bild *pic*	B	C	L_3	
* STUP150/16	2	16		5	Aufsteckplatte - *Interchangeable disk*
* STUP150/25	2	25		5	Aufsteckplatte - *Interchangeable disk*
* STUP155/60°	3		25		Zentrierspitze 60° - *Centering taper 60°*

* Ausverkaufsartikel

** sellout article*

Mitlaufende Spitzen
Revolving Centers

Maximale Drehzahlen für mitlaufende Spitzen:

Maximum rotation speed for revolving centers:

6000 U / min
r.p.m.

Rundlaufgenauigkeit:

Runout accuracy:

< 0,015

Um die Lager der mitlaufenden Spitzen nicht übermäßig zu belasten, wird empfohlen, nur ca 2/3 des angegebenen Federwegs (C) auszunützen.

To prevent a high strain of the bearings we recommend only be use 2/3 of the compensation (C).

Eine Benutzung mit komplett komprimierter Feder kann zu einer Beschädigung der Lager führen.

Using with completely compressed spring could damage the bearing.

Mitlaufende Spitzen, gefedert

Revolving Centers, Sprung

	Artikel-Nr. *article-no.*	Bild	d	L	Spitze *center*
	V172.208B1	1	8	35	60°
*	V172.210B1	1	10	35	60°
*	V172.212B1	1	12	35	60°
	V172.214B1	1	14	35	60°
	V172.216B1	1	16	35	60°
	V172.219B1	1	3/4"	46	60°
	V172.220B1	1	20	46	60°
*	V172.222B1	1	22	46	60°
	V172.225B1	1	25	46	60°
	V172.226B1	1	1"	46	60°
*	V172.208B2	2	8	35	60°
	V172.210B2	2	10	35	60°
*	V172.212B2	2	12	35	60°
	V172.214B2	2	14	35	60°
	V172.216B2	2	16	35	60°
*	V172.219B2	2	3/4"	46	60°
	V172.220B2	2	20	46	60°
*	V172.222B2	2	22	46	60°
	V172.225B2	2	25	46	60°
*	V172.226B2	2	1"	46	60°
*	V172.208B3	3	8	35	60°
*	V172.210B3	3	10	35	60°
*	V172.212B3	3	12	35	60°
*	V172.214B3	3	14	35	60°
*	V172.216B3	3	16	46	60°
*	V172.219B3	3	3/4"	46	60°
*	V172.220B3	3	20	46	60°
*	V172.222B3	3	22	46	60°
*	V172.225B3	3	25	46	60°
*	V172.226B3	3	1"	46	60°

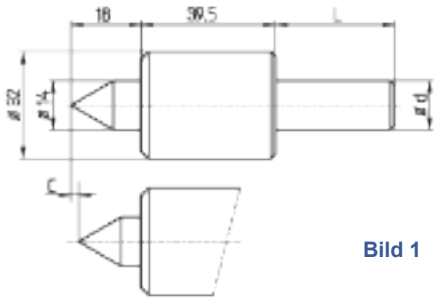

Bild 1

C = 2 mm = Andruckweg / Kompensation
Compensation

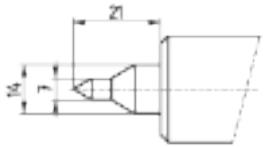

Bild 2

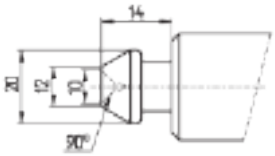

Bild 3

* Ausverkaufsartikel

* *sellout article*

Mitlaufende Spitzen, gefedert

Revolving Centers, Sprung

	Artikel-Nr. *article-no.*	d	E	L
	V172.308	8	14	35
	V172.310	10	14	35
*	V172.312	12	14	35
	V172.314	14	14	35
	V172.316	16	14	35
	V172.319	3/4"	14	46
	V172.320	20	14	46
	V172.322	22	14	46
	V172.325	25	14	46
	V172.326	1"	14	46

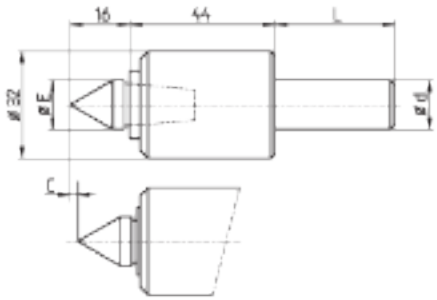

C = 3 mm = Andruckweg / Kompensation
Compensation

Lieferung mit Spitze V172.301

Provided with insert V172.301

* Ausverkaufsartikel

* *sellout article*

Einsätze für mitlaufende Spitzen für V172.3..

Interchangeable Centers for V172.3..

Artikel-Nr. *article-no.*	Bild	E	S	G	F	Spitze *center*
V172.301	1	14	16	-	-	60°
V172.302	2	14	22	7	-	60°
V172.303	3	20	12	12	10	90°
V172.411		Schlüssel - *spanner*				

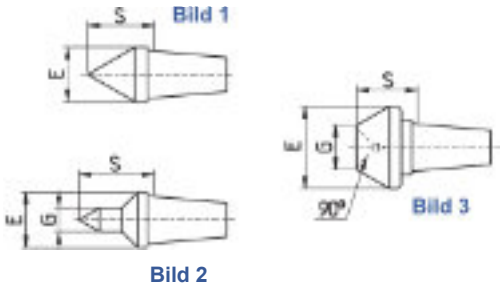

Mitlaufende Spitzen, gefedert

Revolving Centers, Sprung

Artikel-Nr. *article-no.*	d	L
V172.419	3/4"	46
V172.420	20	46
V172.422	22	46
V172.425	25	46
V172.426	1"	46
V172.432	32	46
V172.400 MK2	MK2	69
V172.400 MK3	MK3	85

Lieferung mit Spitze V172.401
Provided with insert V172.401

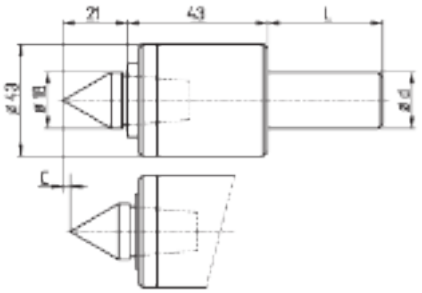

C = 3 mm = Andruckweg / Kompensation
Compensation

Einsätze für mitlaufende Spitzen für V172.4..

Interchangeable Centers for V172.4..

Artikel-Nr. *article-no.*	Bild	E	S	G	Spitze *center*
V172.401	1	18	21	--	60°
V172.401 090	1	18	28	--	90°
V172.402	2	18	27	7	60°
V172.402B	2	18	38	9	60°
V172.403	3	30	21	14	60°
V172.404	4	26	20	20	-
V172.411		Schlüssel - *spanner*			

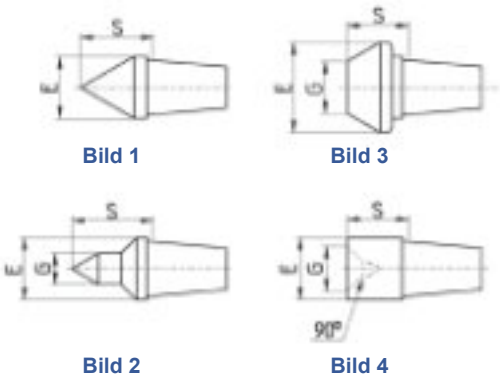

Mitlaufende Spitzen, gefedert

Revolving Centers, Sprung

Artikel-Nr. *article-no.*	d	L
V172.625	25	50
V172.626	1"	50
V172.632	32	70

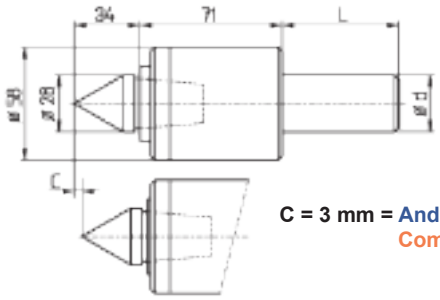

C = 3 mm = Andruckweg / Compensation

Einsätze für mitlaufende Spitzen für V172.6..

Interchangeable Centers for V172.6..

	Artikel-Nr. *article-no.*	Bild	E	S	G	Spitze *center*
*	V172.601	1	28	34	-	60°
*	V172.602	2	28	40	7	60°
*	V172.603	3	58	36	25	60°
*	V172.604	4	28	32	24	-

V172.411	**Schlüssel - *spanner***

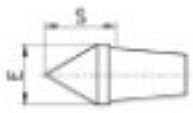

Bild 1

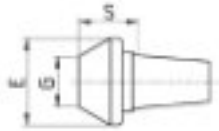

Bild 3

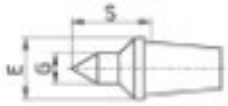

Bild 2

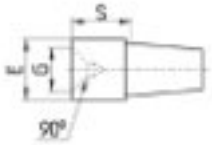

Bild 4

* Ausverkaufsartikel

** sellout article*

Mitlaufende Spitzen, gefedert, besonders schlanke Bauform, auswechselbare Spitzen

Revolving Centers, Sprung, Extra Slim Version, Interchangeable Centers

	Artikel-Nr. *article-no.*	MK	D	d	C	L	S
	V172.519	-	3/4"	8	2,5	79	25
	V172.520	-	20	8	2,5	79	15
	V172.522	-	22	8	2,5	79	25
	V172.525	-	25	12	4	94	25
	V172.526	-	1"	12	4	94	25
*	V172.528	-	28	12	4	94	25
*	V172.531	-	1 1/4"	18	4,7	116	35
*	V172.532	-	32	18	4,7	116	35
	V172.502	MK2	-	8	2,5	79	25
*	V172.503	MK3	-	12	4	94	25
*	V172.504	MK4	-	18	4,7	116	35

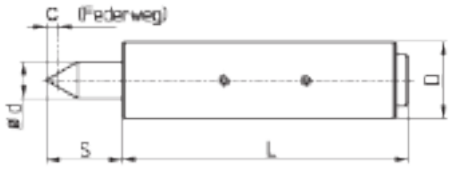

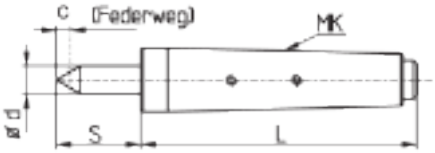

Typ V172.5xx Rundlauf 0,003
Lieferbar in 3 verschiedenen Härten der Andruckfedern:
Standard ca. 150 N, weich ca. 50 N, extra weich ca. 10 N
(je schwächer die Feder, desto schlechter der Rundlauf)
Kleinste Baumaße
Sondereinsätze auf Wunsch!
* Ausverkaufsartikel

Concentric runout 0,003
Available in 3 different spring-grades:
standard ca. 150 N, soft ca. 50 N, extra soft ca. 10 N
(the weaker the spring, the worse the runout)
Smallest dimensions
Special inserts on demand
** sellout article*

Kantentaster
Center Finding Device

Nicht nur für Fräsmaschinen

Not only for milling machines

Schnell und präzise einsetzbar bei allen 3-Achsen-Drehmaschinen (CNC-Langdreher z.B. STAR, CITIZEN) zum Bestimmen der Werkzeug- / Materialachsen

Quick and easy use for all 3-axis turning machines to adjust material and tool axis

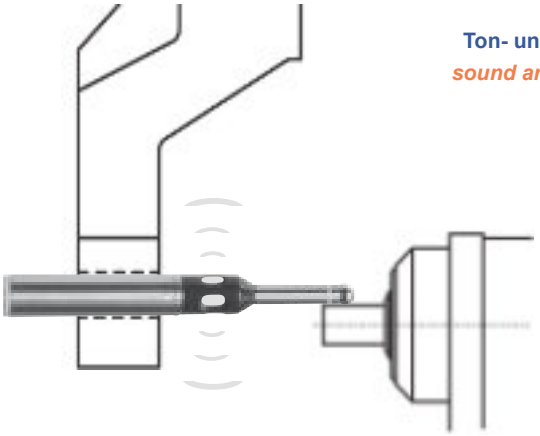

Ton- und Lichtsignal bei Berührung
sound and light signal when touching



Prinzip:
principle:

3 Punkte an der Welle oder Bohrung antasten
⇨ exakte Lage der Achsen

Touching 3 points on the spindle ore bore
⇨ exactly positions of the center lines

	Artikel-Nr. *article-no.*	D	L	L1
*	KTE16	16	100	28
*	KTE19	3/4"	158	46
*	KTE20	20	158	46
*	KTE22	22	120	46
*	KTE25	25	158	46
*	KTE26	1"	158	46

*** Ausverkaufsartikel -** *sellout article*

Mechanische Kantentaster

Mechanical Edge Finder

	Artikel-Nr. *article-no.*
*	KTM10/04
*	KTM10/10

*** Ausverkaufsartikel -** *sellout article*

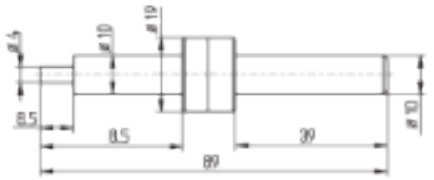

KTM10/04

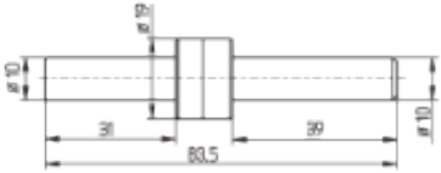

KTM10/10

Rändelhalter
Knurl Holders

Axialrändelhalter

Axial Knurl Holders

- Für höchste Drehzahlen und Drücke: Kein Anfressen mehr
- Ausführung: gehärtet, vergütet und geschliffen
- Auch als Rollierwerkzeug für höchste Oberflächengüte

- *For highest pressure and rotation speed*

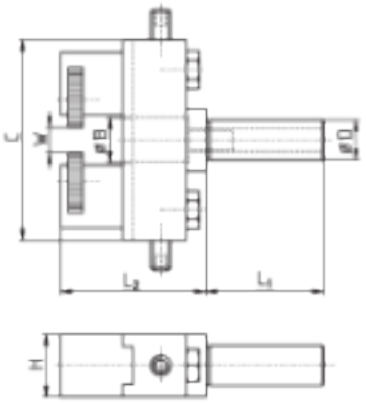

Ausführung 1 - *Type 1*

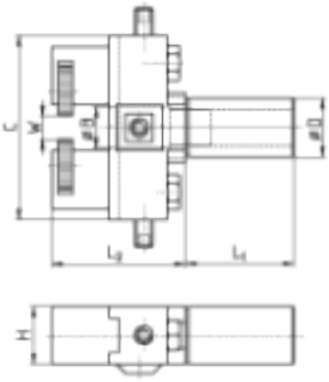

Ausführung 2 - *Type 2*

	Artikel-Nr. *article-no.*	D	L_1	L_2	C	H	B	W_{MAX}	Ausführung *type*	Rändel *knurl*
*	RDH16	16	46	60	88	25	16,5	0-40	1	20 x 6 x 6
*	RDH19	3/4“	46	60	88	25	18	0-40	1 od. 2	20 x 6 x 6
*	RDH20	20	46	60	88	25	16,5	0-40	1	20 x 6 x 6
*	RDH22	22	75	60	88	25	16,5	0-40	1	20 x 6 x 6
*	RDH25	25	55	55	88	25	17	0-44*	1 od. 2	20 x 6 x 6
*	RDH26	1“	46	55	88	25	18	0-44*	1 od. 2	20 x 6 x 6

* Auch für Rändel
* Ausverkaufsartikel

15x4x4

* *Also for knurls*
* *sellout article*

Verlängerungen für Axialrändelhalter

Extension for Knurl Holders

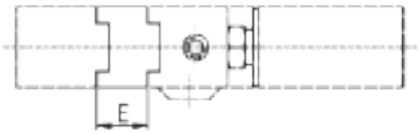

	Artikel-Nr. *article-no.*	E
*	RDH-U15	15
*	RDH-U20	20

* Ausverkaufsartikel

* *sellout article*

3-Punkt-Rändelhalter

Axial Knurl Holders, 3 Wheel Type

- **Verstellbarer Rändel-Ø von 1,6 - 21mm**
- **Sehr stabile Rändelführung**

- ***Possibility to knurl from Ø 1,6 - 21 mm***
- ***Very solid guidance***

- **Theoretischer kleinster Rändeldurchmesser:**

- ***Theoretical smallest knurl size:***

Rändel - *knurl* 10 Ø : Material-Ø = 1,54 min.
Rändel - *knurl* 12 Ø : Material-Ø = 1,86 min.
Rändel - *knurl* 15 Ø : Material-Ø = 2,32 min.

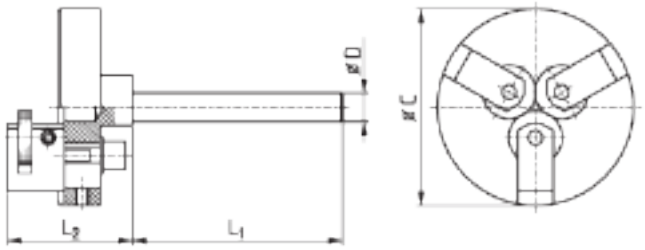

	Artikel-Nr. *article-no.*	D	L_1	L_2	C	1. max. Rändeltiefe - *knurl length*	2. max. Rändeltiefe - *knurl length*	Rändel *knurl*
*	RTH06	6	59	30	40	< ø11=12 mm	> ø11=6 mm	10-15 x 4 x 4
*	RTH07	7	58	35	55	< ø11=12 mm	> ø11=6 mm	10-15 x 4 x 4
*	RTH08	8	58	35	55	< ø11=12 mm	> ø11=6 mm	10-15 x 4 x 4
*	RTH19	3/4"	58	28	55	< ø11=100 mm	> ø11=6 mm	10-15 x 4 x 4
*	RTH20	20	67	28	55	< ø11=100 mm	> ø11=6 mm	10-15 x 4 x 4

* **Ausverkaufsartikel**

* ***sellout article***

2-Punkt-Rändelhalter
für Langdrehautomaten

Axial Knurl Holders, 2 Wheel Type
for Lathes

- **Verstellbarer Rändel-Ø von 0 - 20 mm**
- **Sehr stabile Rändelführung**

- ***Possibility to knurl from Ø 0 - 20 mm***
- ***Very solid guidance***

- **Maximale Rändellänge:**

- ***Maximum knurl length:***

< B ø = 27 mm
< B ø = ab RDH16 beliebig - ***from RDH16 endless***
> B ø = 10 mm

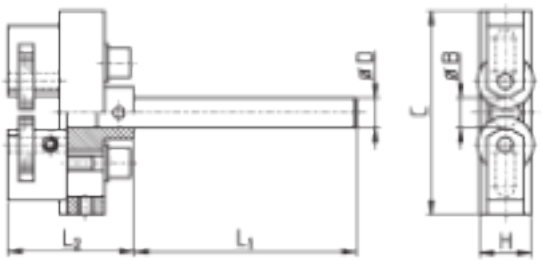

	Artikel-Nr. *article-no.*	D	L1	L2	H	C	B	Rändel *knurl*
*	RKH07	7	58	35	19	53	13	10-15 x 4 x 4
*	RKH08	8	58	35	16	54	10	10-15 x 4 x 4
*	RKH10	10	58	35	19	55	13	10-15 x 4 x 4
*	RKH12	12	58	35	19	55	13	10-15 x 4 x 4
*	RKH16	16	58	29	16,5	55	10	10-15 x 4 x 4
*	RKH20	20	65	32	19	55	12,5	10-15 x 4 x 4
*	RKH22	22	110	35	19	55	12,5	10-15 x 4 x 4
*	RKH19 lang	19	69	58	25	80	17	10-15 x 4 x 4

* **Ausverkaufsartikel**

* ***sellout article***

Rändelhalter

Radial Knurl Holders

- Für höchste Drehzahlen und Drücke
- Kein Anfressen mehr
- Bolzen aus Hartmetall, Körper gehärtet

- *For highest presssure and rotation speed*
- *Material of pin: carbide*
- *Body is hardened*

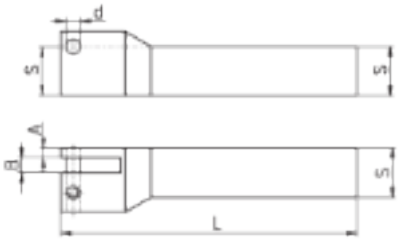

	Artikel-Nr. *article-no.*	S	L	Rändel *knurl*	B	d	A
*	RÄHA0624 L	6 x 6	110	15 x 2 x 4	2	4	2,5
*	RÄHA0644 R/L	6 x 6	110	15 x 4 x4	4	4	2,25
*	RÄHA0724 L	7 x 7	125	15 x 2 x 4	2	4	2,25
*	RÄHA0744 R/L	7 x 7	125	15 x 4 x 4	4	4	2,5
*	RÄHA0824 R/L	8 x 8	125	15 x 2 x 4	2	4	2,6
	RÄHA0844 R/L	8 x 8	125	15 x 4 x 4	4	4	2,8
*	RÄHA0864 R/L	8 x 8	125	15 x 6 x 4	6	4	2,7
*	RÄHA0884 R/L	8 x 8	125	15 x 8 x 4	8	4	2,8
*	RÄHA1024 R/L	10 x 10	125	15 x 2 x 4	2	4	2,6
	RÄHA1044 R	10 x 10	125	15 x 4 x4	4	4	2,8
*	RÄHA1044 L	10 x 10	125	15 x 4 x 4	4	4	2,8
*	RÄHA1054 R/L	10 x 10	125	15 x 5 x4	5	4	2,8
*	RÄHA1064 R/L	10 x 10	125	15 x 6 x 4	6	4	2,6
*	RÄHA1066 R/L	10 x 10	125	20 x 6 x 6	6	6	3,25
*	RÄHA1086 R/L	10 x 10	125	20 x 8 x 6	8	6	3,25
*	RÄHA1016 R/L	10 x 10	125	20 x 10 x 6	10	6	3
*	RÄHA1224 R/L	12 x 12	130	15 x 2 x 4	2	4	3
	RÄHA1244 R	12 x 12	130	15 x 4 x 4	4	4	3,2
*	RÄHA1244 L	12 x 12	130	15 x 4 x 4	4	4	3,2
	RÄHA1264 R	12 x 12	130	15 x 6 x 4	6	4	3
*	RÄHA1264 L	12 x 12	130	15 x 6 x 4	6	4	3
	RÄHA1266 R	12 x 12	130	20 x 6 x 6	6	6	3,25
*	RÄHA1266 L	12 x 12	130	20 x 6 x 6	6	6	3,25
	RÄHA1286 R	12 x 12	130	20 x 8 x 6	8	6	3,2
*	RÄHA1286 L	12 x 12	130	20 x 8 x 6	8	6	3,2
	RÄHA1216 R	12 x 12	130	20 x 10 x 6	10	6	3,25
*	RÄHA1216 L	12 x 12	130	20 x 10 x 6	10	6	3,25
	RÄHA1644 R	16 x 16	95	15 x 4 x 4	4	4	2,9
*	RÄHA1644 L	16 x 16	95	15 x 4 x 4	4	4	2,9
*	RÄHA1664 R/L	16 x 16	95	15 x 6 x 4	6	4	3,2
	RÄHA1666 R	16 x 16	95	20 x 6 x 6	6	6	3,6
*	RÄHA1666 L	16 x 16	95	20 x 6 x 6	6	6	3,6
	RÄHA1686 R	16 x 16	95	20 x 6 x 6	8	6	3,4
*	RÄHA1686 L	16 x 16	95	20 x 6 x 6	8	6	3,4
	RÄHA1616 R	16 x 16	95	20 x 10 x 6	10	6	3,5
*	RÄHA1616 L	16 x 16	95	20 x 10 x 6	10	6	3,5
*	RÄHA2044 R/L	20 x 20	110	15 x 4 x 4	4	4	3,2
	RÄHA2066 R/L	20 x 20	110	20/25 x 6 x 6	6	6	5,1
	RÄHA2086 R	20 x 20	110	20/25 x 8 x 6	8	6	5,2
*	RÄHA2086 L	20 x 20	110	20/25 x 8 x 6	8	6	5,2
	RÄHA2016 R	20 x 20	110	20 x 10 x 6	10	6	5,25
*	RÄHA2016 L	20 x 20	110	20 x 10 x 6	10	6	5,25
*	RÄHA2566 R/L	25 x 25	110	20/25 x 6 x 6	6	6	5,2
*	RÄHA2586 R/L	25 x 25	110	20/25 x 8 x 6	8	6	5
*	RÄHA2516 R/L	25 x 25	110	20/25 x10 x 6	10	6	5,6

* Ausverkaufsartikel

* *sellout article*

Rändelhalter

Radial Knurl Holders

- **Für höchste Drehzahlen und Drücke**
- **Kein Anfressen mehr**
- **Bolzen aus Hartmetall, Körper gehärtet**

- ***For highest presssure and rotation speed***
- ***Material of pin: carbide***
- ***Body is hardened***

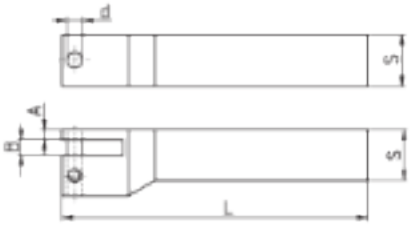

	Artikel-Nr. *article-no.*	S	L	Rändel *knurl*	B	d	A
	RÄHA1024 N	10 x 10	125	15 x 2 x 4	2	4	2,8
	RÄHA1044 N	10 x 10	125	15 x 4 x 4	4	4	2
*	RÄHA1064 N	10 x 10	125	15 x 6 x 4	6	4	3,0
	RÄHA1244 N	12 x 12	125	15 x 4 x 4	4	4	2,7
*	RÄHA1264 N	12 x 12	125	15 x 6 x 4	6	4	2,6
*	RÄHA1266 N	12 x 12	125	20/15 x 6 x 6	6	6	2,7
	RÄHA1286 N	12 x 12	125	20/15 x 8 x 6	8	6	2,8
*	RÄHA1644 N	16 x 16	100	15 x 4 x 4	4	4	3,15
*	RÄHA1666 N-125	16 x 16	125	20 x 6 x 6	6	6	3,1
*	RÄHA1666 N-150	16 x 16	150	20 x 6 x 6	6	6	3,6
*	RÄHA1686 N	16 x 16	150	25/20 x 8 x 6	8	6	3,0
*	RÄHA2066 N	20 x 20	95	25/20 x 6 x 6	6	6	5,0
*	RÄHA1616 N	16 x 16	100	25/20 x 10 x 6	10	6	3,2
*	RÄHA2086 N	20 x 20	130	25/20 x 8 x 6	8	6	4,5
*	RÄHA2016 N	20 x 20	110	25/20 x 10 x 6	10	6	3,1

* **Ausverkaufsartikel**

* ***sellout article***

Doppel-Rändelhalter

Double Knurl Holders

- Für höchste Drehzahlen und Drücke
- Kein Anfressen mehr
- Bolzen aus Hartmetall, Körper gehärtet

- *For highest pressure and rotation speed*
- *Material of pin: carbide*
- *Body is hardened*

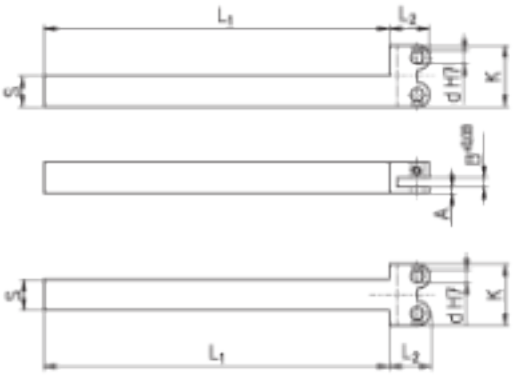

Typ L

Typ N

	Artikel-Nr. *article-no.*	S	L_1	L_2	max Rändel-Ø *knurl-Ø*	B	d	A	K
*	DRÄ0824 R/L	8x8	120	16	10 x 2 x 4	2	4	2,25	20
*	DRÄ0844 R/L/N	8x8	120	16	10 x 4 x 4	4	4	2,25	20
*	DRÄ1024 R/L/N	10x10	120	16	10 x 2 x 4	2	4	2,7	20
*	DRÄ1044 R/L/N	10x10	120	16	10 x 4 x 4	4	4	2,25	20
*	DRÄ1224 R/L/N	12x12	120	16	10 x 2 x 4	2	4	2,25	20
*	DRÄ1244 R/L/N	12x12	120	16	10 x 4 x 4	4	4	2,5	20
*	DRÄ1644 N	16x16	100	16	10 x 4 x 4	4	4	2,5	20
*	DRÄ2044 R/L*	20x20	87	41	10 x 4 x 4	4	4	2	27

* Mit beweglichem Kopf
* Ausverkaufsartikel

* *With flexible head*
* *sellout article*

Zentrierstahlhalter
Centering Steel Holders

Zentrierstahlhalter

Centering Steel Holders

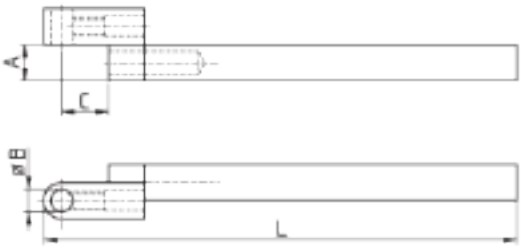

Ausführung rechts **"R"**
Type right

	Artikel-Nr. *article-no.*	Ausführung *type*	L	Schaft *shank*	A	Ø B	C
*	ZST0707L	links - *left*		7x7	7	3/4/5	
*	ZST0808R	rechts - *right*		8x8	8	2/3/4/5	16
*	ZST0808L	links - *left*		8x8	8	2/3/4/5/6	16
*	ZST1010R	rechts - *right*		10x10	10	3/4/5/6	18
*	ZST1010L	links - *left*	120-160*	10x10	10	3/4/5/6	18
*	ZST1212R	rechts - *right*		12x12	12	3/4/5/6/8	21
*	ZST1212L	links - *left*		12x12	12	3/4/5/6/8	21
*	ZST1212N	neutral		12x12	12	6/8	16
*	ZST1616R	rechts - *right*		16x16	16	3/4/5/6/8/10	20

*** Längen variieren**
*** Ausverkaufsartikel**

**** lenghts may vary***
**** sellout article***

Zentrierstahlhalter, Maß A verlängert

Centering Steel Holders, Size A Extended

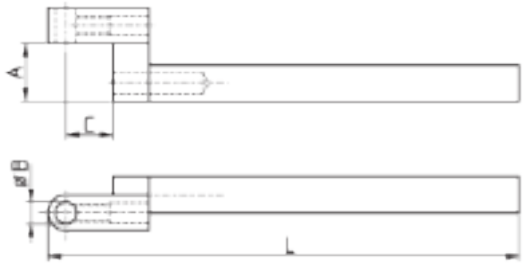

Ausführung rechts **"R"**
Type right

	Artikel-Nr. *article-no.*	Ausführung *type*	L	Schaft *shank*	A	Ø B	C
*	ZST0812R	rechts - *right*		8x8	12	2/3/4/5	16
*	ZST0812L	links - *left*		8x8	12	4/5	16
*	ZST1016R	rechts - *right*		10x10	16	4/5/6/8	18
*	ZST1016L	links - *left*	120-160*	10x10	16	4/5/6	18
*	ZST1220R	rechts - *right*		12x12	20	3/4/5/6/8	21
*	ZST1220L	links - *left*		12x12	20	6/8	21
*	ZST1620R	rechts - *right*		16x16	20	5/6/8/10	20

*** Längen variieren**
*** Ausverkaufsartikel**

**** lenghts may vary***
**** sellout article***

8

Angetriebene Werkzeuge & Spezialhalter für STAR Maschinen

Live Tools & Special Holders for STAR Machines

Übersicht

Overview

STAR331-50-ER16
für - *for*
SV12, ECAS12/20, SB12/20R,
SBSR20J/JN/RII-IV, SV20
SW20, SV32, SV32J, SV32JII
SR32, SR32J/JN, SV38R

Seite - *page* 311

STAR331-50-ER20
für - *for*
SV12, ECAS12/20, SB12/20R,
SR20J/JN/RII-IV, SV20,
SW20, SV32, SV32J, SV32JII,
SR32, SR32J/JN, SV38R

Seite - *page* 312

STAR331-50-WD *
mit - *with* Ø 8 / 12 für - *for*
SV12, ECAS12/20, SB12/20R,
SR20J/JN/RII-IV, SV20,
SW20, SV32, SV32J, SV32JII
SR32, SR32J/JN, SV38R

Seite - *page* 313

STAR541-61-ER11
für - *for*
SR10J, ECAS12/20, SB12/20R,
SW12RII, SR20J/JN/RII-IV
SR32J/JN, SR32JII

Seite - *page* 314

STAR571-55-ER16
für - *for*
ECAS12/20, SB12/20R,
SR20J/JN/RII-IV, SW20,
ECAS32T, SV38R

Seite - *page* 315

STAR571-55-ER20
für - *for*
ECAS12/20, SB12/20R,
SR20J/JN/RII-IV, SW20,
ECAS32T, SV38R

Seite - *page* 316

STAR571-61-ER16
für - *for*
ECAS12/20, SB12/20R, SW12RII,
SR20J/JN/RII-IV, SR32J/JN,SR32JII

Seite - *page* 317

STAR-OR1-61-ER16
für - *for*
SB12/20R, SW12RII,SW20,
SV20R, SR38, SR32JII

Seite - *page* 318

STAR541-51-ER16 *
ER16 3-fach / *2-fold*
für - *for*
SR20J/JN/RII-IV
SB12/20R

Seite - *page* 319

STAR661-59-ER11 *
ER11/ER11 2/2-fach / *2/2-fold*
für - *for*
SR20J/JN/RII-IV

Seite - *page* 320

STAR661-59-ER16 *
ER16/ER11 2/2-fach / *2/2-fold*
für - *for*
SR20J/JN/RII-IV

Seite - *page* 321

STAR661-51-ER16 *
ER16 3-fach / *3-fold*
für - *for*
SR20J/JN/RII-IV
SB12/20R

Seite - *page* 322

STAR7.074.006-ER11 *
ER11/ER11 3/3-fach / *3/3-fold*
für - *for*
SR20RII, SR20RIV

Seite - *page* 323

STAR7.074.006-ER16 *
ER16/ER11 3/3-fach / *3/3-fold*
für - *for*
SR20RII, SR20RIV

Seite - *page* 324

STAR671-59-ER16 *
ER16/ER11 3/3-fach / *3/3-fold*
für - *for*
SR32J/JN, SR32JII

Seite - *page* 325

weitere auf Antrage
more on request

* Ausverkaufsartikel

* *sellout article*

Querbohr- / Fräsapparat ER16
331-50-ER16

Cross Drilling / Milling Unit ER16
331-50-ER16

Artikel-Nr.: *article-no.:*	**STAR331-50-ER16**
für - *for:*	**SV12, ECAS12/20, SV20 SB12/20R, SR20J/JN/RII-IV SW20, SV32, SV32J SV32JII, SR32, SR32J/JN SV38R, SR32JII**

Technische Daten - *technical data*

Spannzange *Collet*	ER16
Übersetzung *Ratio*	1 : 1
Eingangsdrehzahl *Rpm at input*	max. 8000 1/min
Ausgangsdrehzahl *Rpm at output*	max. 8000 1/min
Ausgangsdrehmoment *Torque at output*	max. 13 Nm
Drehrichtung *Direction of Rotation*	Eingang = Ausgang: ja *input = output: yes*
Lieferumfang *Scope of delivery*	inkl. Mutter *with nut* ohne Spannschlüssel und Spannzangen *without wrench and collets*

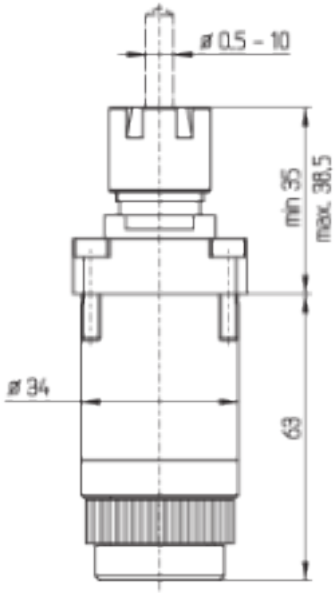

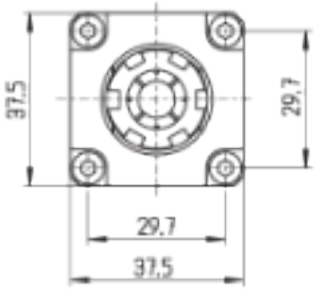

Querbohr- / Fräsapparat ER20
331-50-ER20

Cross Drilling / Milling Unit ER20
331-50-ER20

Artikel-Nr.:
article-no.: **STAR331-50-ER20**

für - *for:*
SV12, ECAS12/20, SV20
SB12/20R, SR20J/JN/RII-IV
SW20, SV32, SV32J
SV32JII, SR32, SR32J/JN
SV38R, SR32JII

Technische Daten - *technical data*

Spannzange *Collet*	ER20
Übersetzung *Ratio*	1 : 1
Eingangsdrehzahl *Rpm at input*	max. 8000 1/min
Ausgangsdrehzahl *Rpm at output*	max. 8000 1/min
Ausgangsdrehmoment *Torque at output*	max. 13 Nm
Drehrichtung *Direction of Rotation*	Eingang = Ausgang: ja *input = output: yes*
Lieferumfang *Scope of delivery*	inkl. Mutter *with nut* ohne Spannschlüssel und Spannzangen *without wrench and collets*

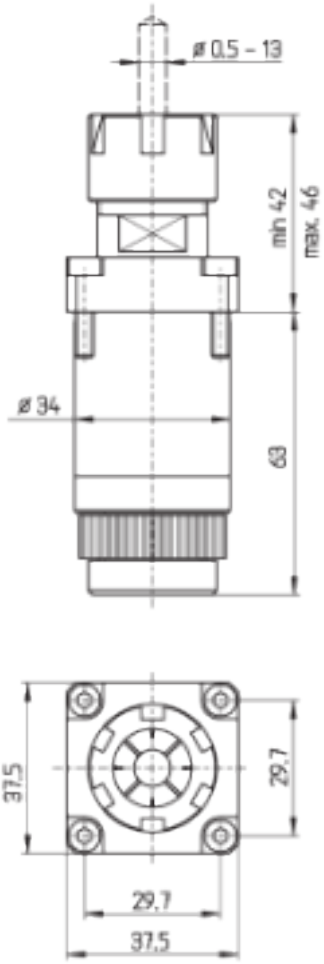

Querbohr- / Fräsapparat Ø 8 / 12
331-50-WD8 / 12

Cross Drilling / Milling Unit Ø 8 / 12
331-50-WD8 / 12

Artikel-Nr.: *article-no.:*
STAR331-50-WD08 *
STAR331-50-WD12 *

für - *for:*
SV12, ECAS12/20, SV20
SB12/20R, SR20J/JN/RII-IV
SW20, SV32, SV32J
SV32JII, SR32, SR32J/JN
SV38R, SR32JII

Technische Daten - *technical data*

Werkzeugaufnahme *Tool fitting*	Ø 8 / Ø 12
Übersetzung *Ratio*	1 : 1
Eingangsdrehzahl *Rpm at input*	max. 8000 1/min
Ausgangsdrehzahl *Rpm at output*	max. 8000 1/min
Ausgangsdrehmoment *Torque at output*	max. 13 Nm
Drehrichtung *Direction of Rotation*	Eingang = Ausgang: ja *input = output: yes*
Lieferumfang *Scope of delivery*	inkl. Mutter *with nut* ohne Spannschlüssel und Spannzangen *without wrench and collets*

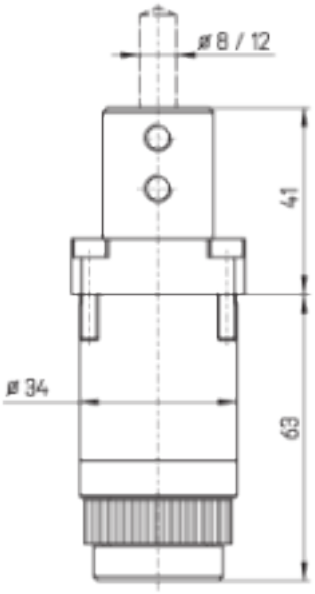

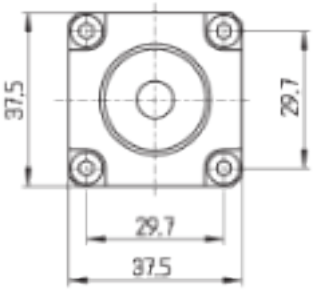

* **Ausverkaufsartikel**

* *sellout article*

Fräs- / Bohreinheit ER11
für Rückseitenbearbeitung 541-61-ER11

Drilling / Milling Unit ER11
for Backworking 541-61-ER11

Artikel-Nr.: *article-no.:* **STAR541-61-ER11**

für - *for:* **SR10J, ECAS12/20**
SB12/20R, SW12RII
SR20J/JN/RII-IV
SR32J/JN, SR32JII

Technische Daten - *technical data*

Spannzange *Collet*	ER11
Übersetzung *Ratio*	1 : 1
Eingangsdrehzahl *Rpm at input*	max. 8000 1/min
Ausgangsdrehzahl *Rpm at output*	max. 8000 1/min
Ausgangsdrehmoment *Torque at output*	max. 13 Nm
Drehrichtung *Direction of Rotation*	Eingang = Ausgang: ja *input = output: yes*
Lieferumfang *Scope of delivery*	inkl. Mutter *with nut* ohne Spannschlüssel und Spannzangen *without wrench and collets*

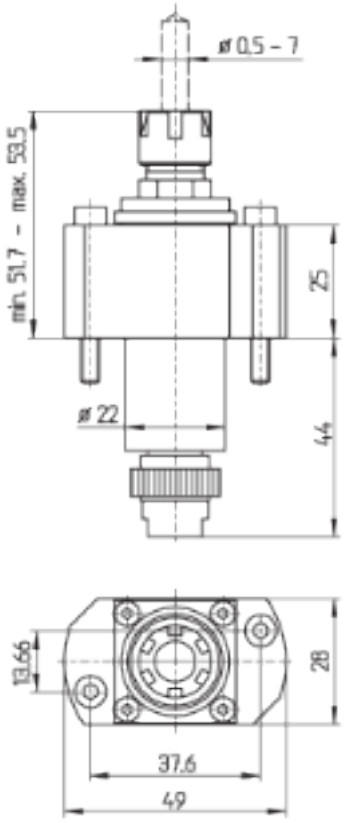

Querbohr- / Fräsapparat ER16
571-55-ER16

Cross Drilling / Milling Unit ER16
571-55-ER16

Artikel-Nr.:
article-no.: **STAR571-55-ER16**

für - *for:*
ECAS12/20
SB12/20R
SR20J/JN/RII-IV
SW20
ECAS32T
SV38R

Technische Daten - *technical data*

Spannzange *Collet*	ER16
Übersetzung *Ratio*	1 : 1
Eingangsdrehzahl *Rpm at input*	max. 8000 1/min
Ausgangsdrehzahl *Rpm at output*	max. 8000 1/min
Ausgangsdrehmoment *Torque at output*	max. 13 Nm
Drehrichtung *Direction of Rotation*	Eingang = Ausgang: ja *input = output: yes*
Lieferumfang *Scope of delivery*	inkl. Mutter *with nut* ohne Spannschlüssel und Spannzangen *without wrench and collets*

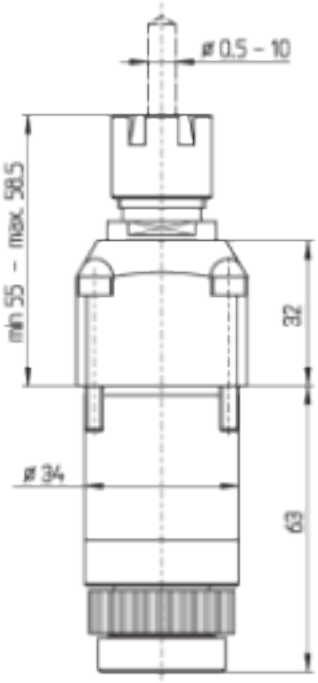

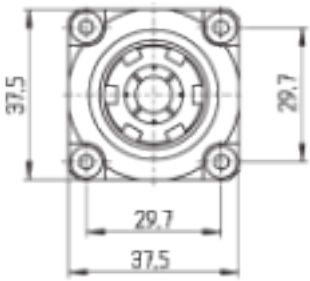

Querbohr- / Fräsapparat ER20
571-55-ER20

Cross Drilling / Milling Unit ER20
571-55-ER20

Artikel-Nr.: *article-no.:* **STAR571-55-ER20**

für - *for:*
ECAS12/20
SB12/20R
SR20J/JN/RII-IV
SW20
ECAS32T
SV38R

Technische Daten - *technical data*

Spannzange *Collet*	ER20
Übersetzung *Ratio*	1 : 1
Eingangsdrehzahl *Rpm at input*	max. 8000 1/min
Ausgangsdrehzahl *Rpm at output*	max. 8000 1/min
Ausgangsdrehmoment *Torque at output*	max. 13 Nm
Drehrichtung *Direction of Rotation*	Eingang = Ausgang: ja *input = output: yes*
Lieferumfang *Scope of delivery*	inkl. Mutter *with nut* ohne Spannschlüssel und Spannzangen *without wrench and collets*

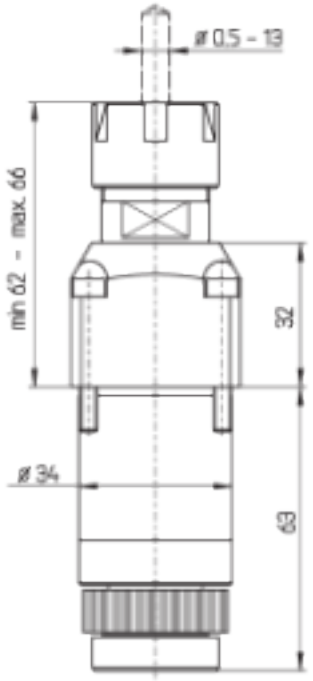

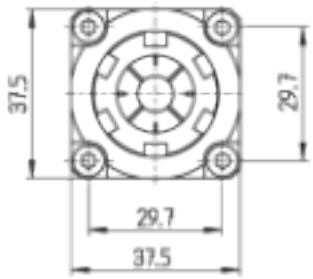

Fräs- / Bohreinheit ER16 für Rückseitenbearbeitung 571-61-ER16

Drilling / Milling Unit ER16 for Backworking 571-61-ER16

Artikel-Nr.: *article-no.:*	**STAR571-61-ER16**
für - *for:*	**ECAS12/20** **SB12/20R** **SW12RII** **SR20J/JN/RII-IV** **SR32J/JN** **SR32JII**

Technische Daten - *technical data*

Spannzange *Collet*	ER16
Übersetzung *Ratio*	1 : 1
Eingangsdrehzahl *Rpm at input*	max. 8000 1/min
Ausgangsdrehzahl *Rpm at output*	max. 8000 1/min
Ausgangsdrehmoment *Torque at output*	max. 13 Nm
Drehrichtung *Direction of Rotation*	Eingang = Ausgang: ja *input = output: yes*
Lieferumfang *Scope of delivery*	inkl. Mutter *with nut* ohne Spannschlüssel und Spannzangen *without wrench and collets*

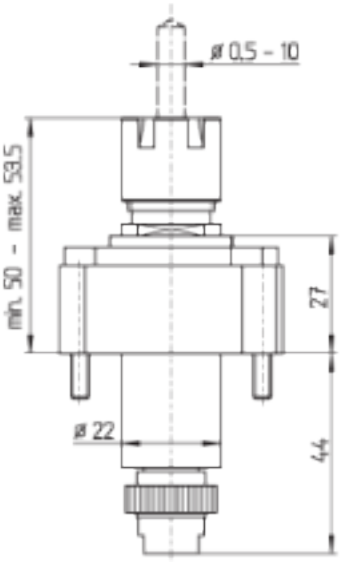

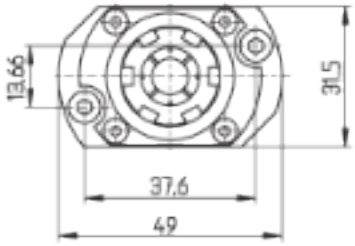

Fräs- / Bohreinheit ER16 für Rückseitenbearbeitung OR1-61-ER16

Drilling / Milling Unit ER16 for Backworking OR1-61-ER16

Artikel-Nr.: *article-no.:* **STAR-OR1-61-ER16**

für - *for:*
SB12/20R
SW12RII
SR32JII
SW20
SV20R
SR38

Technische Daten - *technical data*

Spannzange *Collet*	ER16
Übersetzung *Ratio*	1 : 1
Eingangsdrehzahl *Rpm at input*	max. 8000 1/min
Ausgangsdrehzahl *Rpm at output*	max. 8000 1/min
Ausgangsdrehmoment *Torque at output*	max. 13 Nm
Drehrichtung *Direction of Rotation*	Eingang = Ausgang: ja *input = output: yes*
Lieferumfang *Scope of delivery*	inkl. Mutter *with nut* ohne Spannschlüssel und Spannzangen *without wrench and collets*

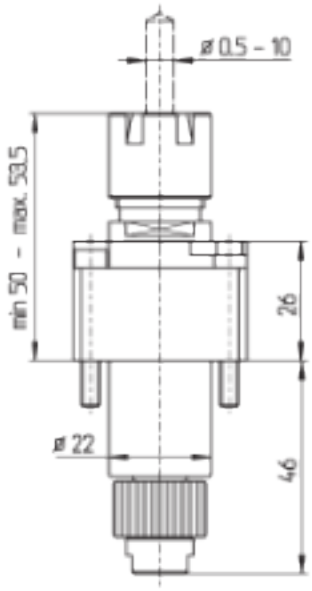

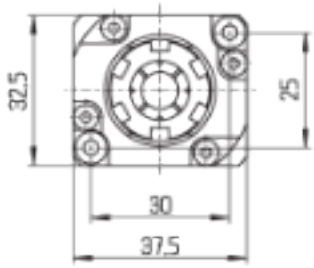

2-Spindel Frontbohr- / Fräseinheit ER16
541-51-ER16

2-Spindle Front Drilling / Milling Unit
541-51-ER16

Artikel-Nr.:
article-no.: **STAR541-51-ER16 ***

für - *for:* **SB12/20R**
SR20J/JN/RII-IV

Technische Daten - *technical data*

Spannzange *Collet*	ER16
Übersetzung *Ratio*	1 : 1
Eingangsdrehzahl *Rpm at input*	max. 8000 1/min
Ausgangsdrehzahl *Rpm at output*	max. 8000 1/min
Ausgangsdrehmoment *Torque at output*	max. 13 Nm
Lieferumfang *Scope of delivery*	inkl. Mutter *with nut* ohne Spannschlüssel und Spannzangen *without wrench and collets*

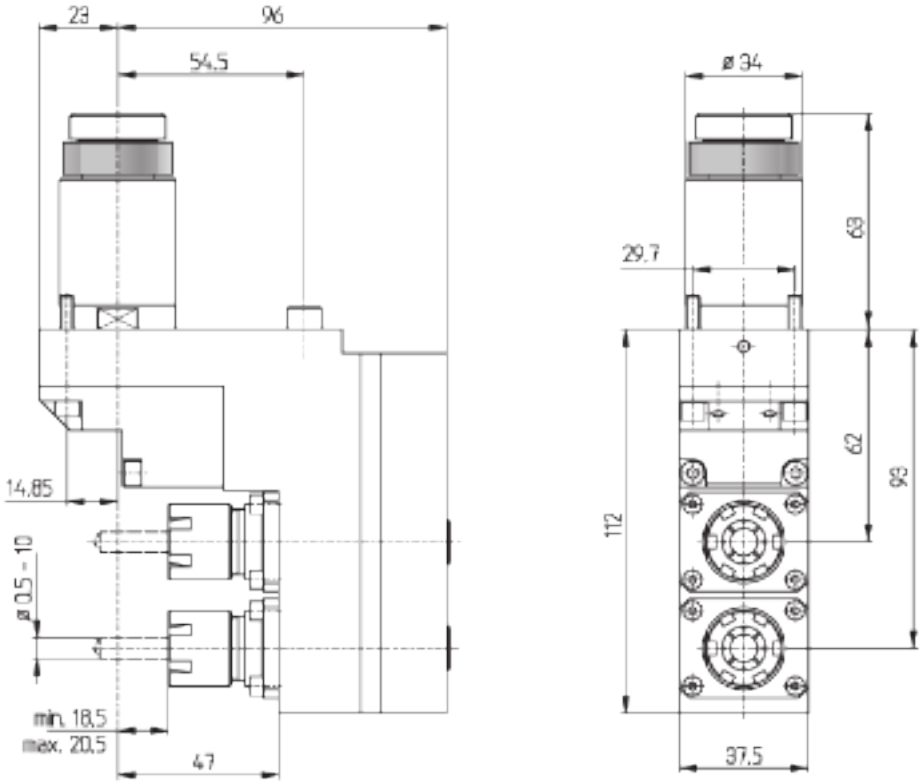

* **Ausverkaufsartikel**

* ***sellout article***

2-Spindel front- / rückseitige Bohr- / Fräseinheit ER11/ER11
661-59-ER11

2-Spindle Counter Face Drilling Unit ER11/ER11
661-59-ER11

Artikel-Nr.:
article-no.: **STAR661-59-ER11 ***

für - *for:* **SR20J/JN/RII-IV**

Technische Daten - *technical data*

Spannzange *Collet*	ER11
Übersetzung *Ratio*	1 : 1
Eingangsdrehzahl *Rpm at input*	max. 8000 1/min
Ausgangsdrehzahl *Rpm at output*	max. 8000 1/min
Ausgangsdrehmoment *Torque at output*	max. 13 Nm
Lieferumfang *Scope of delivery*	inkl. Mutter *with nut* ohne Spannschlüssel und Spannzangen *without wrench and collets*

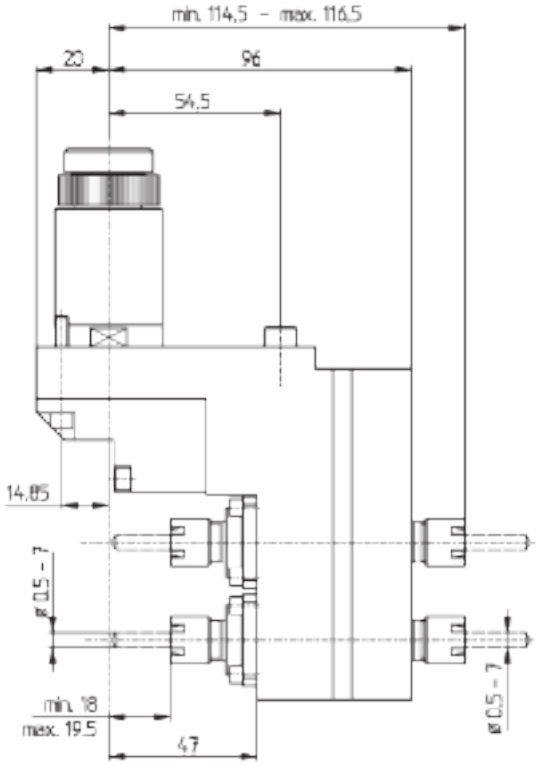

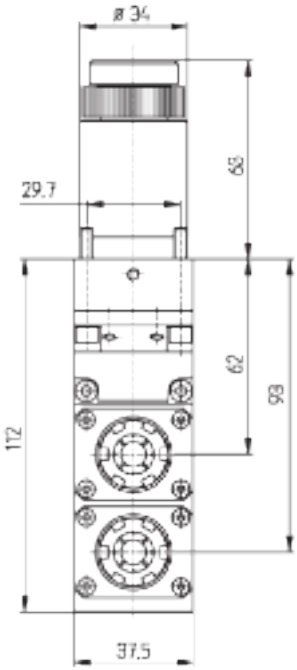

* **Ausverkaufsartikel**

* ***sellout article***

2-Spindel front- / rückseitige Bohr- / Fräseinheit ER11/ER16
661-59-ER16

2-Spindle Counter Face Drilling Unit ER11/ER16
661-59-ER16

Artikel-Nr.:
article-no.: **STAR661-59-ER16 ***

für - *for:* **SR20J/JN/RII-IV**

Technische Daten - *technical data*

Spannzange *Collet*	ER11 / ER16
Übersetzung *Ratio*	1 : 1
Eingangsdrehzahl *Rpm at input*	max. 8000 1/min
Ausgangsdrehzahl *Rpm at output*	max. 8000 1/min
Ausgangsdrehmoment *Torque at output*	max. 13 Nm
Lieferumfang *Scope of delivery*	inkl. Mutter *with nut* ohne Spannschlüssel und Spannzangen *without wrench and collets*

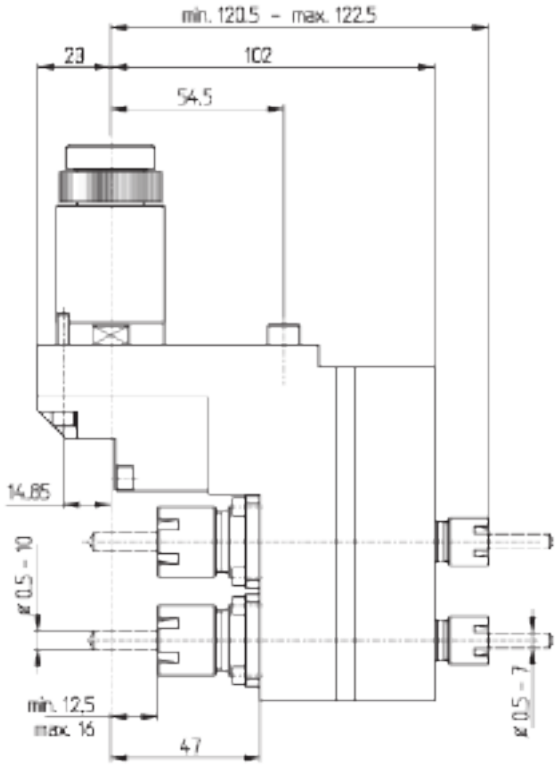

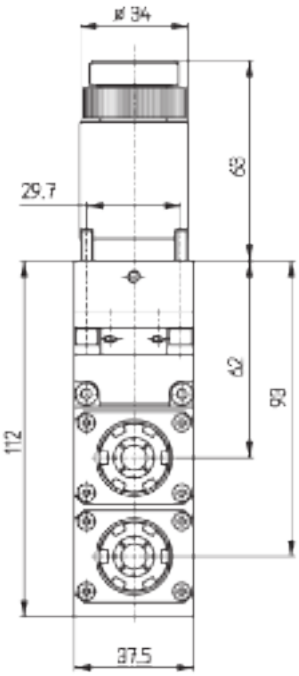

* **Ausverkaufsartikel**

* ***sellout article***

3-Spindel Frontbohr- / Fräseinheit ER16
661-51-ER16

3-Spindle Front Drilling / Milling Unit
661-51-ER16

Artikel-Nr.:
article-no.:

STAR661-51-ER16 *

für - *for:*

SB12/20R
SR20J/JN/RII-IV

Technische Daten - *technical data*

Spannzange *Collet*	ER16
Übersetzung *Ratio*	1 : 1
Eingangsdrehzahl *Rpm at input*	max. 8000 1/min
Ausgangsdrehzahl *Rpm at output*	max. 8000 1/min
Ausgangsdrehmoment *Torque at output*	max. 13 Nm
Lieferumfang *Scope of delivery*	inkl. Mutter *with nut* ohne Spannschlüssel und Spannzangen *without wrench and collets*

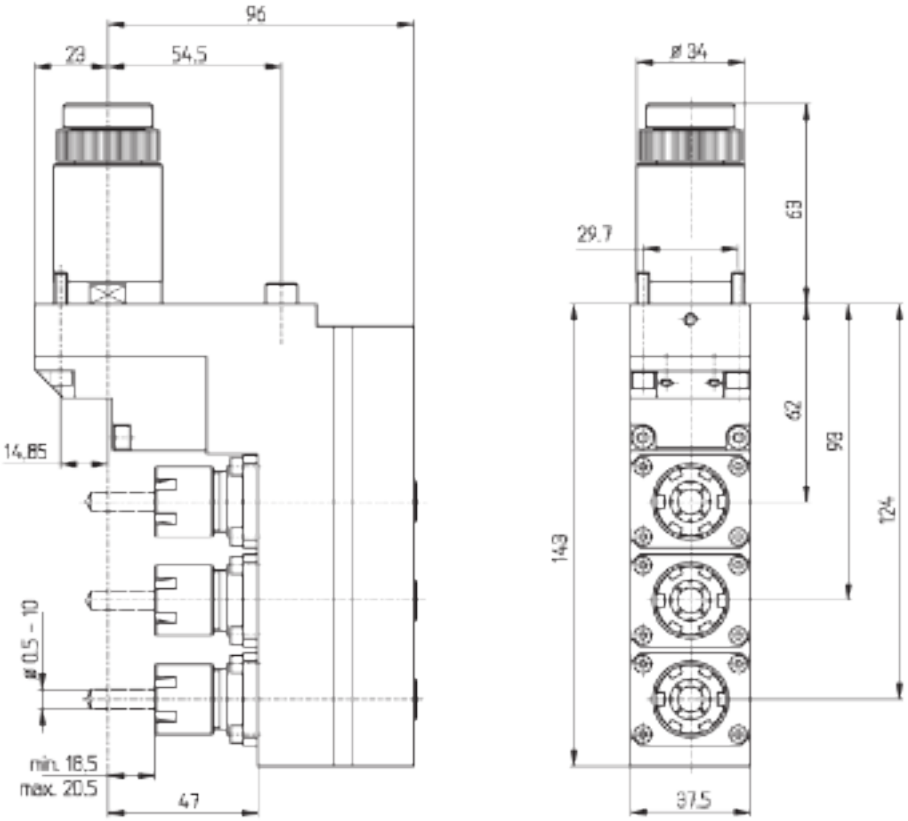

* **Ausverkaufsartikel**

* *sellout article*

3-Spindel front- / rückseitige Bohr- / Fräseinheit ER11/ER11
7.074.006-ER11

3-Spindle Counter Face Drilling Unit ER11/ER11
7.074.006-ER11

Artikel-Nr.:
article-no.: **STAR7.074.006-ER11 ***

für - *for:* **SR20RII**
SR20RIV

Technische Daten - *technical data*

Spannzange *Collet*	ER11
Übersetzung *Ratio*	1 : 1
Eingangsdrehzahl *Rpm at input*	max. 8000 1/min
Ausgangsdrehzahl *Rpm at output*	max. 8000 1/min
Ausgangsdrehmoment *Torque at output*	max. 13 Nm
Lieferumfang *Scope of delivery*	inkl. Mutter *with nut* ohne Spannschlüssel und Spannzangen *without wrench and collets*

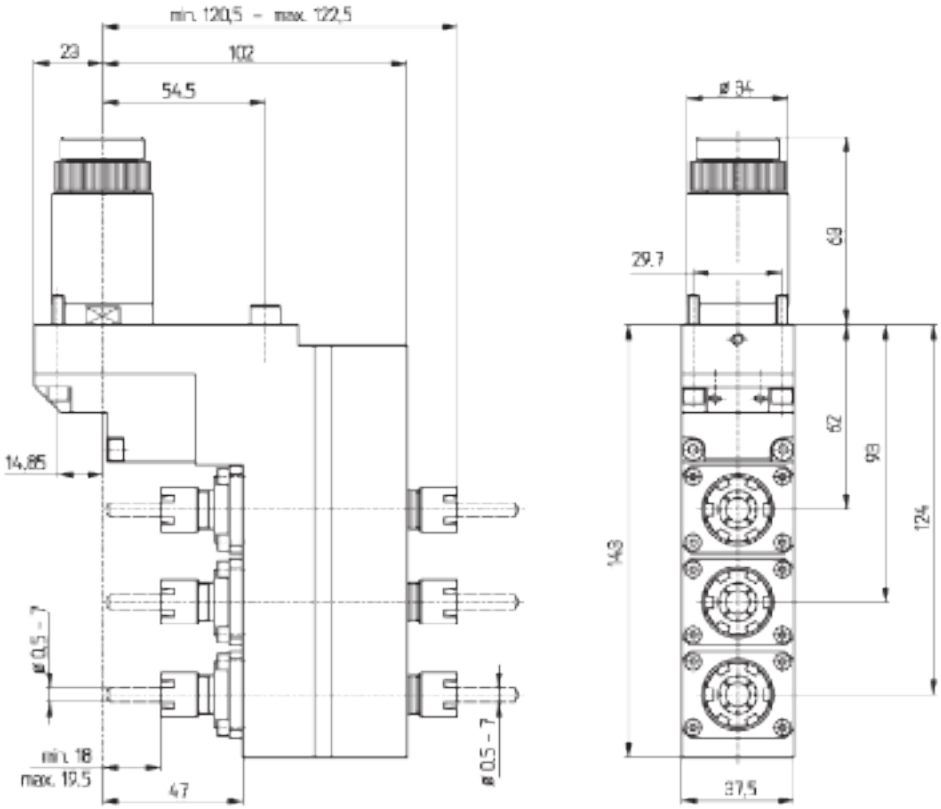

* **Ausverkaufsartikel**

* ***sellout article***

3-Spindel front- / rückseitige Bohr- / Fräseinheit ER11/ER16
7.074.006-ER16

3-Spindle Counter Face Drilling Unit ER11/ER16
7.074.006-ER16

Artikel-Nr.:
article-no.: **STAR7.074.006-ER16 ***

für - *for:* **SR20RII**
SR20RIV

Technische Daten - *technical data*

Spannzange *Collet*	ER11 / ER16
Übersetzung *Ratio*	1 : 1
Eingangsdrehzahl *Rpm at input*	max. 8000 1/min
Ausgangsdrehzahl *Rpm at output*	max. 8000 1/min
Ausgangsdrehmoment *Torque at output*	max. 13 Nm
Lieferumfang *Scope of delivery*	inkl. Mutter *with nut* ohne Spannschlüssel und Spannzangen *without wrench and collets*

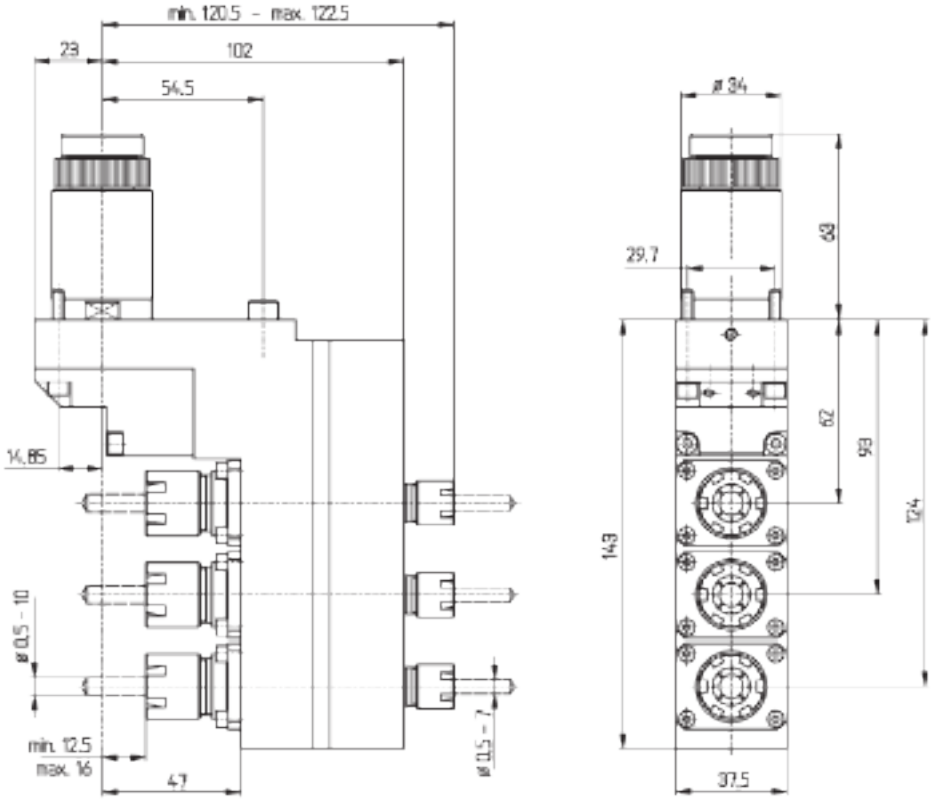

* **Ausverkaufsartikel**

* ***sellout article***

3-Spindel front- / rückseitige Bohr- / Fräseinheit ER11/ER16
671-59-ER16

3-Spindle Counter Face Drilling Unit ER11/ER16
671-59-ER16

Artikel-Nr.:
article-no.: **STAR671-59-ER16** *

für - *for:* **SR32J/JN**
SR32JII

Technische Daten - *technical data*

Spannzange *Collet*	ER11 / ER16
Übersetzung *Ratio*	1 : 1
Eingangsdrehzahl *Rpm at input*	max. 8000 1/min
Ausgangsdrehzahl *Rpm at output*	max. 8000 1/min
Ausgangsdrehmoment *Torque at output*	max. 13 Nm
Lieferumfang *Scope of delivery*	inkl. Mutter *with nut* ohne Spannschlüssel und Spannzangen *without wrench and collets*

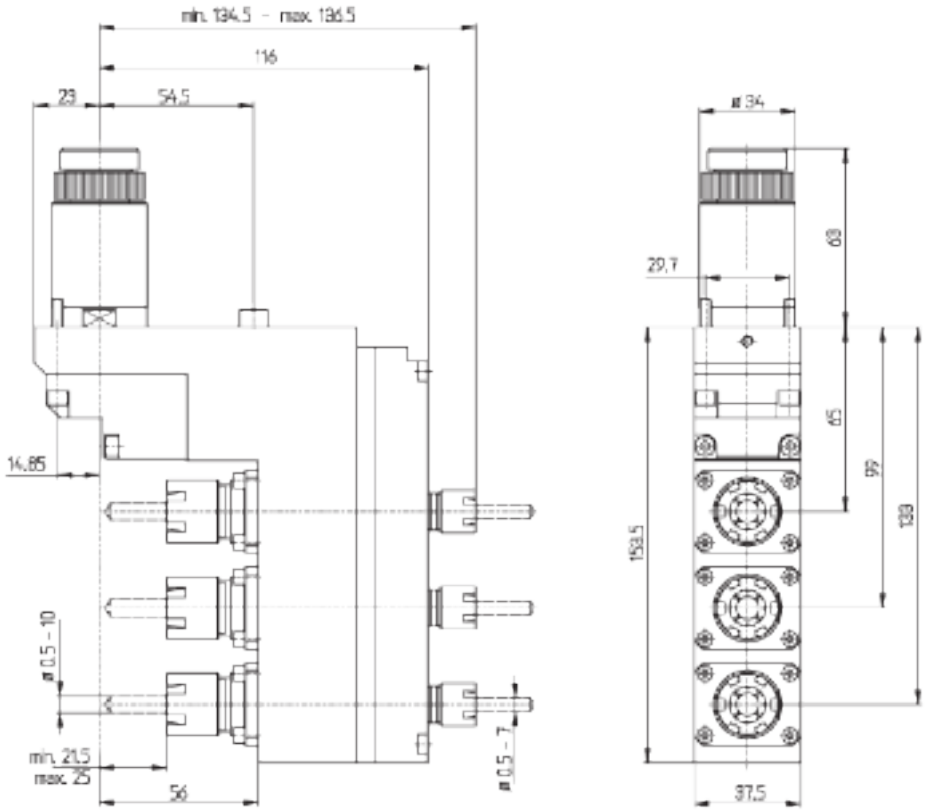

* **Ausverkaufsartikel**

* ***sellout article***

Bohrpinolenträger
Boring Bar Holders

Bohrpinolenträger 2 x Ø 22

Boring Bar Holder 2 x Ø 22

Artikel-Nr.: / ***article-no.:*** **STAR-DP-SR20R**

für - *for:* **SB16D/E; SR20RII-IV; SB12/20R; SR20J/JN**

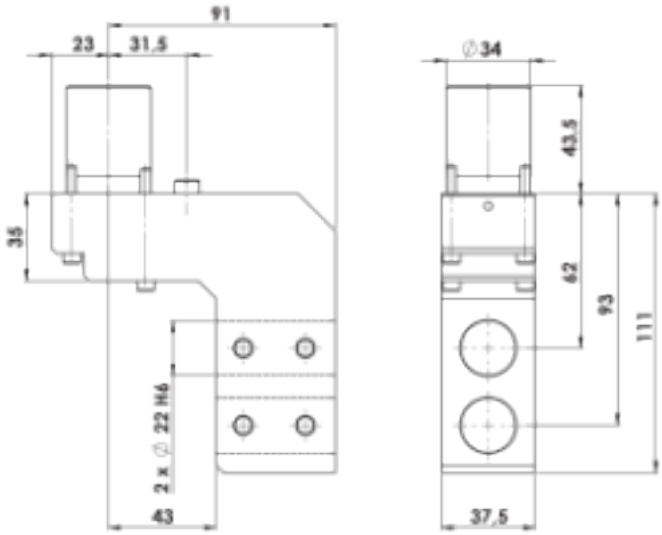



Hochfester Werkzeugstahl

High-tensile tool steal - very solid

Bohrpinolenträger 3 x Ø 22

Boring Bar Holder 3 x Ø 22

Artikel-Nr.: / ***article-no.:*** **STAR-TP-SR20R-22**

für - *for:* **SB16D/E; SR20RII / IV; SB12/20R; SR20J/JN**

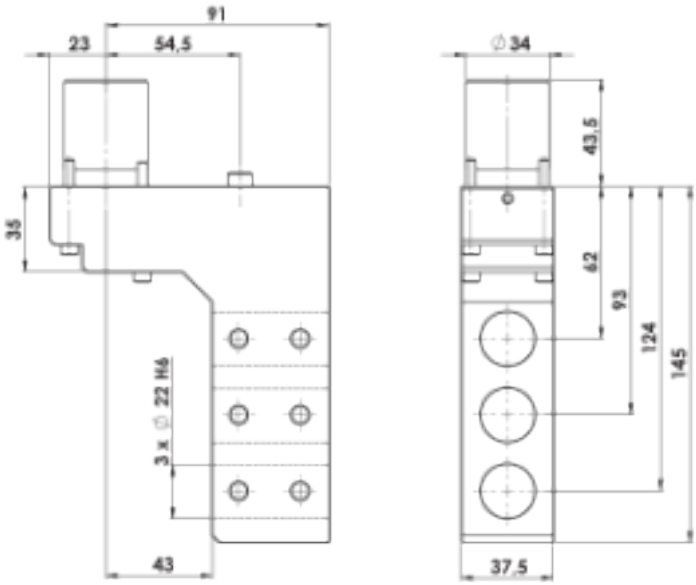

Bohrpinolenträger 3 x Ø 22

Boring Bar Holder 3 x Ø 22

Artikel-Nr.: / *article-no.:* **STAR-TP-SR32-22** **für - *for:*** **SR32J / JN**

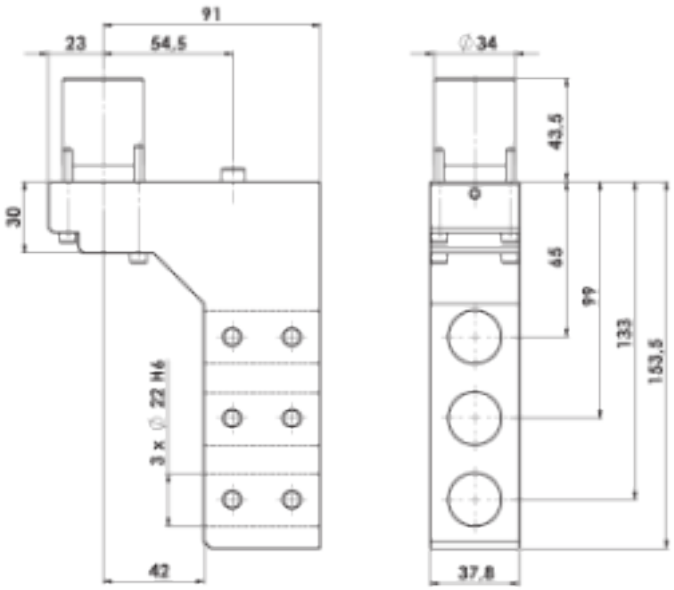



Hochfester Werkzeugstahl

High-tensile tool steal - very solid

Bohrpinolenträger 3 x Ø 25

Boring Bar Holder 3 x Ø 25

Artikel-Nr.: / *article-no.:* **STAR-TP-SR32-25** **für - *for:*** **SR32J / JN**

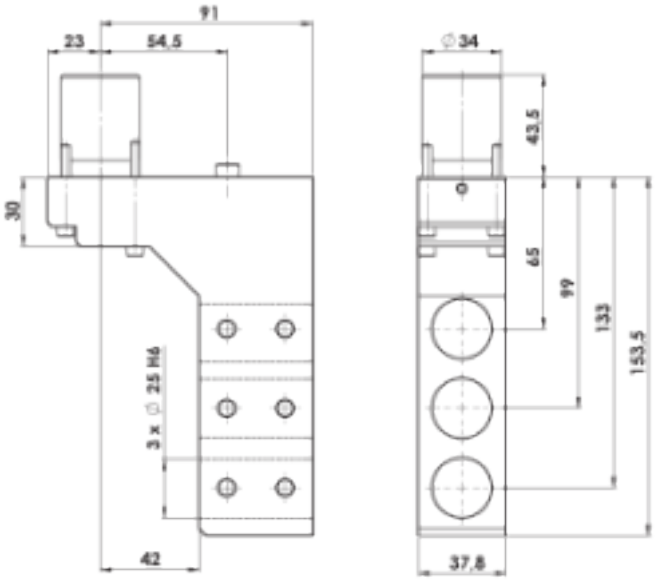

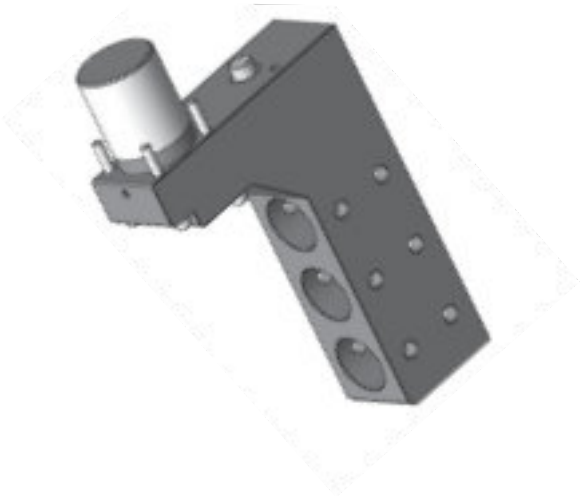

Bohrpinolenträger 2 x Ø 25,4

Boring Bar Holder 2 x Ø 25,4

Artikel-Nr.: *article-no.:* **STAR-TP-SR32-26**

für - *for:* **SR32J / JN**

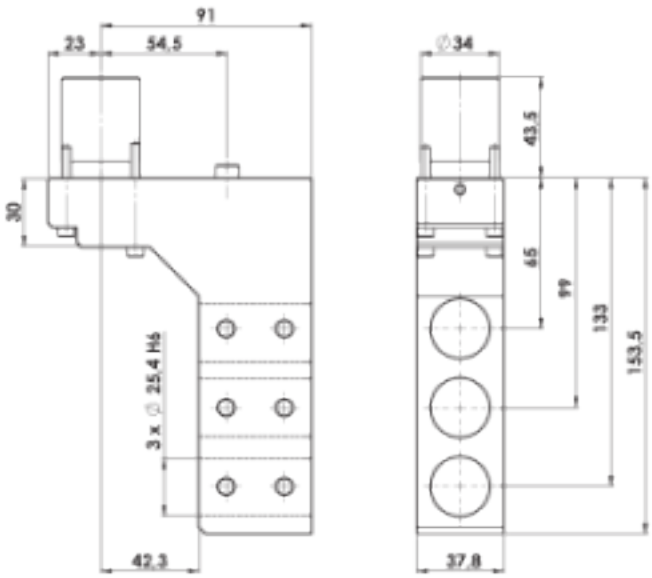

Hochfester Werkzeugstahl

High-tensile tool steal - very solid

Klemmbunde & Aufbaustahlhalter

Clamping Flanges & Tool Holder Overhang

Klemmbunde für Rückseitenbearbeitung

Clamping Flanges for Backworking

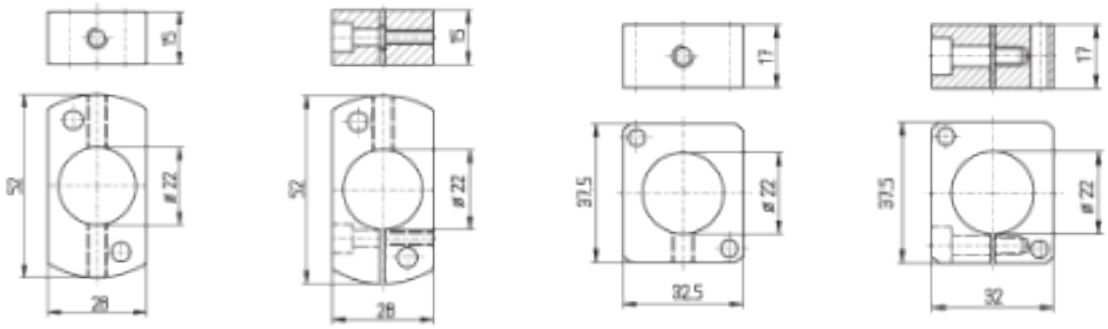

Bild 1 **Bild 2** **Bild 3** **Bild 4**

- **Beidseitig geschliffen**
- **Exakte Befestigung der Werkzeuge direkt an der Maschine**

- ***Ground on both sides***
- ***Exact fixing directly at the machine***

Artikel-Nr.: *article-no.*	Bild *pic.*	Maschine *machine*
STAR-KB1-22SRR	1	SR10J (Position T22 + T24); SB16 / 20 Type C / Type E; SB20R Type E / Type G / Type N; SR20J / JN ; SW12RII; SR20 R / II / III ; SV20R; SR32J / JN; SR20R IV (Pos. T21 - T24, verbaut - *overlaps* T25 - T28)
STAR-KB2-22SRR	2	
STAR-KB1-22SW	3	SW12R II ; SW20; SV20R ; SR20R IV SB12/20R ; SR38
* STAR-KB2-22SW	4	

* **Ausverkaufsartikel**

* ***sellout article***

Anwendungsbeispiele:
Samples of application:

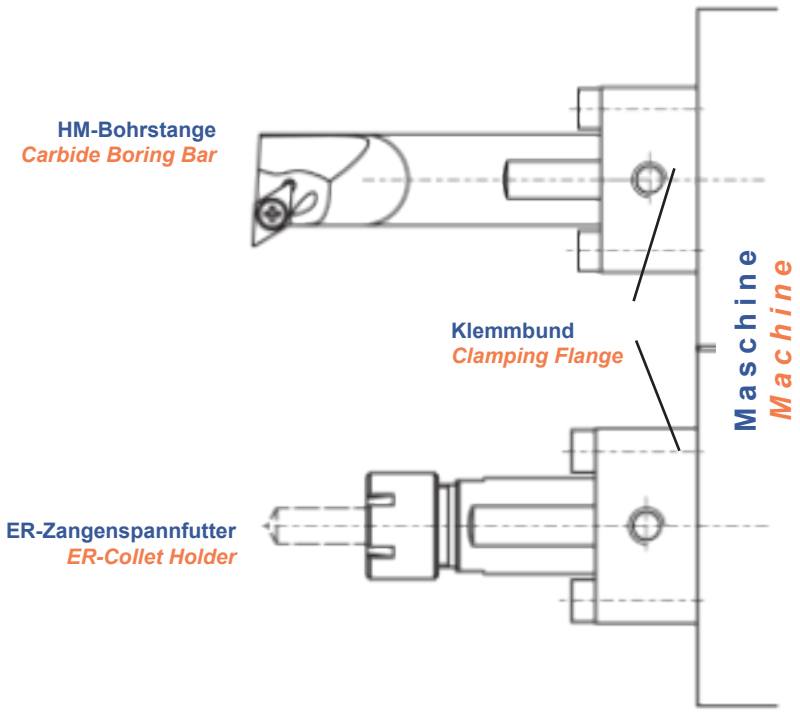

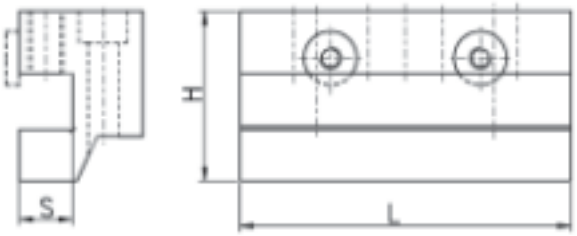

Stützscheiben zur exakteren Spannung
Supporting washers for exact clamping

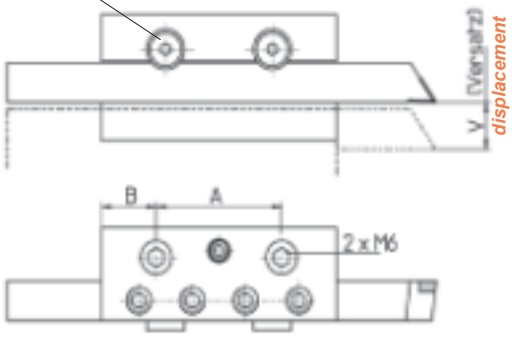

	Artikel-Nr.: *article-no.*	Stahl *steel*	S	L	H	A	B	V	Maschine *machine*
*	STAR 541-03	12 x 12	12	75	38	40	17,5	15	ECAS20 SB16 SR20 SV20 SR20RII
*	STAR 311-01	12 x 12	12	75	44	40	17,5	20	SV12 SV20
*	STAR 671-01	16 x 16	16	75	46	40	17,5	17	SR32J SR32JN
*	STAR 331-01	16 x 16	16	80	41	47	17,5	17	SV12 SV20 SV32 SV32JII

* Ausverkaufsartikel

* *sellout article*

Klemmprofile für Star-Werkzeughalter

Clamping Wedges for STAR Tool Holder

	Artikel-Nr.: *article-no.*	L	A	B	C	D	Maschine *machine*	Bild *pic.*
*	STAR-KP5428b	54	28	18	13,5	13		2
*	STAR-KP6030	60	30	15	10,5	11		1
*	STAR-KP6538	65	38,5	8	18	13	SB16	1
*	STAR-KP6540	65	40	18	13,5	13	SR20	1
*	STAR-KP7540a	75	40	18	18	14	SR32J neu	1
*	STAR-KP7540b	75	40	17,5	18	12	SB16	1
*	STAR-KP7540c	75	40	16,5	13,5	9,5	SA12 / 16	1
*	STAR-KP7640	76	40	18	13,5	13	SR20	1

* Ausverkaufsartikel

* *sellout article*

Bild 1

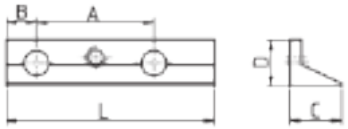

Bild 2

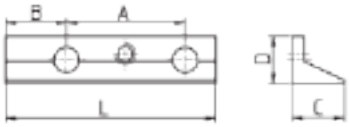

Werkzeuge für SPINNER - TORNOS

Tools for SPINNER - TORNOS

SPINNER

Werkzeughalter und Aufsätze für SPINNER PD - CNC / SB - CNC

Tool Holders and Top Parts for SPINNER PD - CNC / SB - CNC

- **Extrem stabile Ausführung, besonders für Hartdreher und Schleifspindel geeignet**
  Very solid type, especially applicable for hard turning machines and grinding spindle machines
- **Sehr viele Variationsmöglichkeiten**
  Lots of variations
- **Einfaches und schnelles Spannen mit unseren neu entwickelten Haltern und Aufsätzen**
  Easy and quick clamping
- **Höhenverstellbar im Bereich von ca. 25 mm**
  Height adjustable 25 mm
- **Einsätze können an den Grundhaltern an allen 2 bzw. 3 verzahnten Flächen befestigt werden (auch über Kopf).**
  Das bedeutet: Schnellere Umrüstzeiten Ihrer Maschinen.
  Tops can be used on every geared side (also overhead)
- **Jeder Einsatz passt auf jeden Halter.**
  Any top is compatible with any holder

Anwendungsbeispiele:
Examples of application:

Gleichzeitiger Einsatz von 2 Werkzeugen bei V401.520D:
2 tools possible at once on V401.520D:



Festschrauben des Aufsatzes auf dem Halter

Fixed on the top part of the holde



Höhenverstellbar im Bereich von ca. 25 mm

Height adjustable 25 mm

Festschrauben des Aufsatzes auf dem Halter

Fixed on the top part of the holder

Einsätze

Top Parts

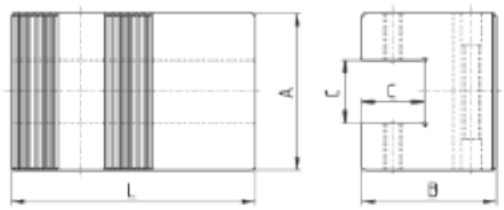

Bild 1

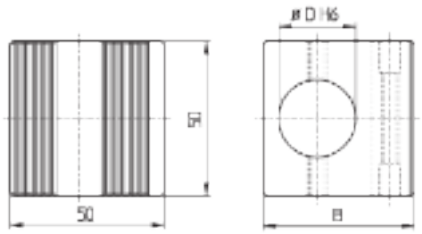

Bild 2

	Artikel-Nr.: *article-no.*	Bild *picture*	A	B	C	D	L
*	V 411.512	1	40	27	12	-	50
*	V 411.510	1	40	27	12	-	78
*	V 411.511	1	50	32	16	-	50
*	V 411.520	1	40	30	16	-	78
	V 411.525	1	54	36	20	-	78
*	V 411.532	2	-	33	-	12	-
	V 411.531	2	-	36	-	16	-
	V 411.530	2	-	43	-	20	-
	V 411.528	2	-	49	-	25	-
*	V 411.533	2	-	54	-	30	-

Artikel-Nr.: *article-no.*
* V 411.512/2
2 Bohrungen 20 h5 Positions- und Winkelgenauigkeit 0,005mm *2 bores 20 h5* *Accuracy of positions and angles 0,005 mm*

Artikel-Nr.: *article-no.*
* V 411.530/3
3 Bohrungen 10 h5 Positions- und Winkelgenauigkeit 0,005mm *3 bores 10 h5* *Accuracy of positions and angles 0,005 mm*

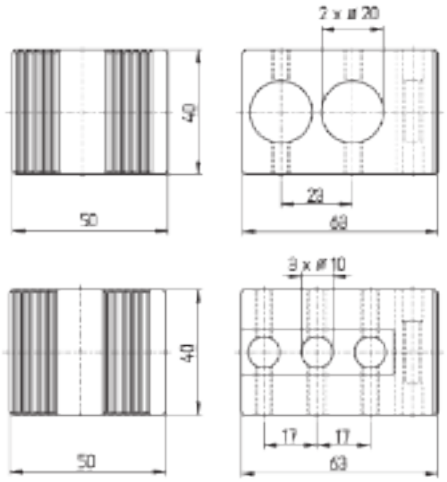

* **Ausverkaufsartikel**

* ***sellout article***

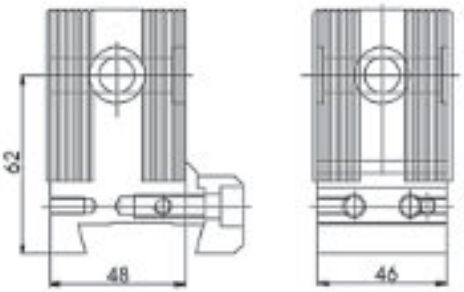

Halter + Klemmstück / *Holder + Clamping Part*
Artikel-Nr.: *article-no.*
V 401.520
V 401.520D

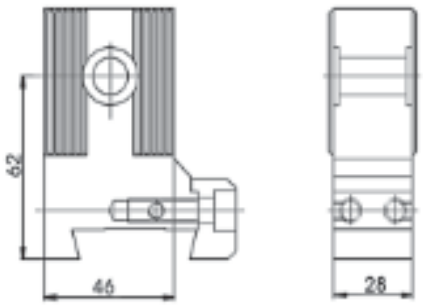

Halter + Klemmstück / *Holder + Clamping Part*
Artikel-Nr.: *article-no.*
V 401.521

Inkl. aller Befestigungsschrauben - ***Incl. all screws***

Grundhalter für SPINNER-Lineardrehmaschinen

Base Holder for SPINNER-Machines

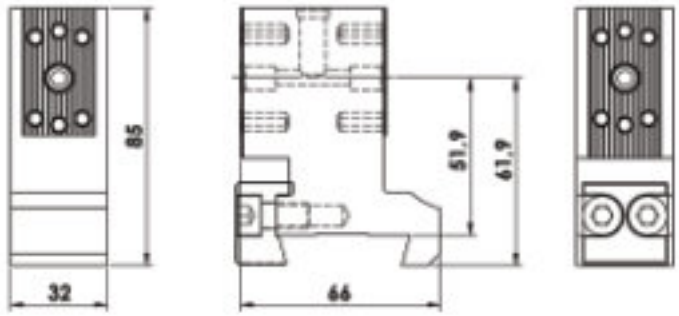

Aufsätze höhenjustierbar

Top parts height adjustable

Halter + Klemmstück - Holder + Clamping Part
Artikel-Nr. *article-no.*
HVD3266SPI-ZG

Anwendungsbeispiel

Sample of Application

Inkl. Dichtplatte und -bolzen für einseitigen Einsatz und IK-Bolzen für HVWP-1212IK-SPI
Supplied with sealing-plate and -pin for one-sided use and IK-pin for HVWP-1212IK-SPI

Als Ersatzteile:
As spare-parts:

	Artikel-Nr. *article-no.*
Platte / *plate*	HVD-DP-SPI
Dichtbolzen / *sealing pin*	HVD-DB-SPI
IK-Bolzen / *IK-pin*	HVD-IK-PIN



AK-Anschluss
coolant adapter

HVWP-IK-PIN22

z. B. Wendeplattenhalter HVWP-SVJCR11
e.g. Insert Tool Holder HVWP-SVJCR11

z. B. Aufnahme für Wendeplattenhalter HVWP-1212IK-SPI
e.g. Mounting for Insert Tool Holder HVWP-1212IK-SPI

Aufsätze für Grundhalter (auf Seite 245-251 - Gesamtkatalog 2021-2022)

Holders for base holder (on page 245-251 - General catalog 2021-2022)

Typ:/*Type:* SCLC | SDJC | SVNC | SVVC, SVUC | SVQC

TORNOS

Höhenverstellbare Werkzeughalter mit Mikrometerfeineinstellung 0,02

High Adjustable Tool Holders
Adjusted by Micrometer Screw 0,02

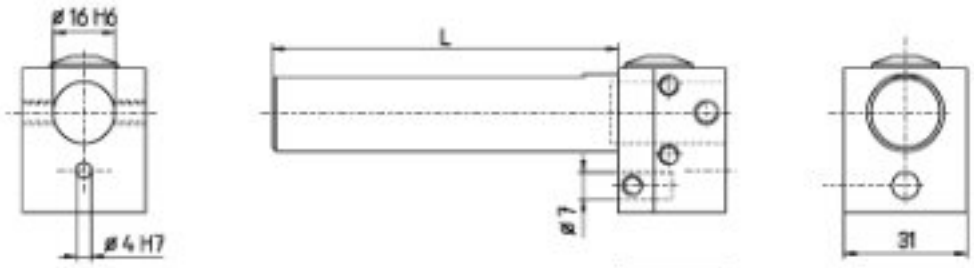

Bild 1:
Mit Spannfläche (WD)
With clamping flat (WD)

Bild 2:
Ohne Spannfläche
Without clamping flat

Einsätze

Inserts

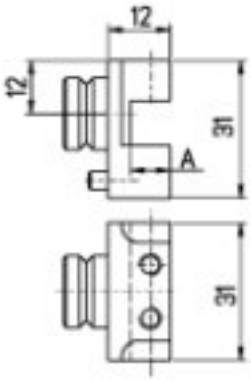

Bild 3: **Vierkant-Aufnahme**
Square adapter

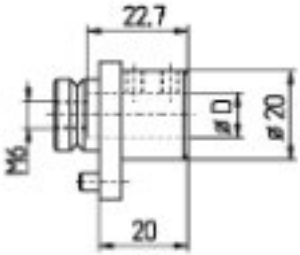

Bild 4: **Weldon-Aufnahme**
Weldon adapter

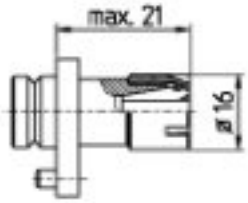

Bild 5: **ER11 / ER11M**
ER-collet adapter

	Halter - *holders*			
	Artikel-Nr. *article-no.*	**D**	**L**	**Bild**
*	U236-16WD	16	60	2
*	U236-19	3/4"	110	2
*	U236-20WD	20	110	2
	U236-20T	20	140	2
*	U236-20TWD	20	140	1
*	U236-22WD	22	110	2
*	U236-25WD	25	110	2
	U236-28WD	28	110	2

	Einsätze - *inserts*			
	Artikel-Nr. *article-no.*	**A**	**D**	**Bild**
	U236-E88	8 x 8		3
*	U236-E1010	10 x 10		3
*	U236-WD06		6	4
*	U236-WD08		8	4
*	U236-WD10		10	4
*	U236-WD12		12	4
	U236-ER11			5
*	U236-ER11M			5

* **Ausverkaufsartikel**

* *sellout article*

MADE
IN
GERMANY

INOPART
passion for clamping

Inopart GmbH | Rastatter Str. 30 | D - 75179 Pforzheim
Tel +49 7231-281549-0 | info@inopart.de | www.inopart.de